



***PARKLAND PRESERVE
COMMUNITY DEVELOPMENT DISTRICT***

Advanced Meeting Package

Regular Meeting

***Monday
February 26, 2024***

4:30 p.m.

***Location:
Parkland Preserve
Amenity Center
835 Parkland Trail
St. Augustine, FL 32095***

Note: The Advanced Meeting Package is a working document and thus all materials are considered DRAFTS prior to presentation and Board acceptance, approval or adoption.

Parkland Preserve Community Development District

250 International Parkway, Suite 208
Lake Mary FL 32746
321-263-0132 Ext. 193

Board of Supervisors
Parkland Preserve
Community Development District

Dear Board Members:

The Meeting of the Board of Supervisors of the Parkland Preserve Community Development District is scheduled for **Monday, February 26, 2024, at 4:30 p.m.** at the **Parkland Preserve Amenity Center, 835 Parkland Trail, St. Augustine, FL 32095.**

The advanced copy of the agenda for the meeting is attached along with associated documentation for your review and consideration. Any additional support material will be presented at the meeting.

Should you have any questions regarding the agenda, please contact me at (321) 263-0132 X-193 or dmcinnes@vestapropertyservices.com. We look forward to seeing you at the meeting.

Sincerely,

David McInnes
District Manager

District: **PARKLAND PRESERVE COMMUNITY DEVELOPMENT DISTRICT**

Date of Meeting: Monday, February 26, 2024

Time: 4:30 PM

Location: Parkland Preserve
Amenity Center
835 Parkland Trail
St. Augustine, FL 32095

Agenda

I. Roll Call

II. Audience Comments – *(limited to 3 minutes per individual for agenda items)*

III. Consent Agenda

A. Consideration for Approval – The Minutes of the Board of Supervisors Regular Meeting Held October 23, 2023 [Exhibit 1](#)

B. Consideration for Acceptance – The October 2023 Unaudited Financial Report [Exhibit 2](#)

C. Consideration for Acceptance – The November 2023 Unaudited Financial Report [Exhibit 3](#)

D. Consideration for Acceptance – The December 2023 Unaudited Financial Report [Exhibit 4](#)

E. Consideration for Acceptance – The January 2024 Unaudited Financial Report [Exhibit 5](#)

IV. Business Matters

A. Public Hearing on Parking Rule

➤ Open the Public Hearing

➤ Presentation of Parking Rule [Exhibit 6](#)

➤ Public Comments

➤ Close the Public Hearing

B. Consideration & Adoption of **Resolution 2024-01**, Adopting Rules Relating to Parking Enforcement [Exhibit 7](#)

C. Consideration & Adoption of **Resolution 2024-02**, Designating Assistant Treasurer [Exhibit 8](#)

D. Consideration & Adoption of **Resolution 2024-03**, Designating Signatories [Exhibit 9](#)

E. Consideration & Adoption of **Resolution 2024-04**, 2024 General Election [Exhibit 10](#)

F. Presentation of Annual Arbitrage Report [Exhibit 11](#)

G. Consideration of Yellowstone Tree Straightening and Staking Proposal - \$524.00 [Exhibit 12](#)

H. Consideration of Entry Monument Painting Proposals [Exhibit 13](#)

➤ Amenity Management Group - \$245.00

➤ Matthew Broadus Advertising - \$250.00

I. Consideration of Amenity Proposals [Exhibit 14](#)

➤ Indoor Flag & Pole Kit Set for Amenity Room

➤ Vesta signage for Amenity Room

➤ No Parking sign design for grass by dog park

V. Discussion Items

A. Discussion of Swim Lanes at Pool

B. Discussion of Locks on Pickleball Court Gates

C. Discussion of Initial Draft of FY 2025 Budget

VI. Staff Reports

A. District Manager

➤ Action Item Report

➤ Meeting Matrix [Exhibit 15](#)

➤ Update on SJCSO Patrolling of Community

B. District Counsel

C. District Engineer

VII. Vendor Reports

A. Vesta Property Services

[Exhibit 16](#)

B. Presentation of Yellowstone Landscape Reports

*To be
Distributed*

C. Presentation of Yellowstone Irrigation Inspection Report

*To be
Distributed*

D. Presentation of Charles Aquatics Service Report

[Exhibit 17](#)

➤ November

➤ December

➤ January

VIII. Supervisors Requests

IX. Audience Comments For Non-Agenda Items – (limited to 3 minutes per individual)

X. Action Item Review

XI. Adjournment

EXHIBIT 1

1 **MINUTES OF MEETING**

2 **PARKLAND PRESERVE**

3 **COMMUNITY DEVELOPMENT DISTRICT**

4 The Regular Meeting of the Board of Supervisors of the Parkland Preserve Community
5 Development District was held on Monday, October 23, 2023 at 4:37 p.m. at Parkland Preserve Amenity
6 Center, 835 Parkland Trail, St. Augustine, FL 32095.

7 **FIRST ORDER OF BUSINESS – Roll Call**

8 Mr. Jeskewich called the meeting to order and conducted roll call.

9 Present and constituting a quorum were:

10	Mohammad Bataineh	Board Supervisor, Chairman
11	Cynthia Klein	Board Supervisor, Assistant Secretary
12	Chase Balanky	Board Supervisor, Assistant Secretary

13 Also present were:

14	David McInnes	District Manager, Vesta District Services
15	Dana Harden	Vesta Property Services
16	Barry Jeskewich	Vesta District Services
17	Gwen Leonhardt	Vesta Property Services
18	Jere Earlywine	District Counsel, Kutak Rock
19	Bennett Davenport	Kutak Rock
20	Bill Schilling	District Engineer, Kimley-Horn

21 *The following is a summary of the discussions and actions taken at the October 23, 2023 Parkland Preserve*
22 *CDD Board of Supervisors Regular Meeting. Audio for this meeting is available upon public records*
23 *request.*

24 **SECOND ORDER OF BUSINESS – Audience Comments – (limited to 3 minutes per individual for**
25 *agenda items)*

26 An audience member expressed some concerns about the ranking in the priority list chart provided
27 for presentation and discussion by Vesta under Vendor Reports.

28 **THIRD ORDER OF BUSINESS – Consent Agenda**

29 A. Exhibit 1: Consideration for Approval – The Minutes of the Board of Supervisors Regular
30 Meeting Held September 25, 2023

31 B. Exhibit 2: Consideration for Acceptance – The September 2023 Unaudited Financial Report

32 On a MOTION by Mr. Bataineh, SECONDED by Mr. Balanky, WITH ALL IN FAVOR, the Board
33 approved all items of the Consent Agenda for the Parkland Preserve Community Development District.

34 **FOURTH ORDER OF BUSINESS – Business Matters**

35 A. Exhibit 3: Consideration of Fitness Equipment Maintenance Agreements

36 ➤ Fitness Pro

37 ➤ First Place Fitness Equipment

38 On a MOTION by Mr. Bataineh, SECONDED by Mr. Balanky, WITH ALL IN FAVOR, the Board
39 approved the First Place Fitness Equipment Maintenance Agreement for the Parkland Preserve Community
40 Development District.

41 B. Exhibit 4: Consideration of First Coast CMS Proposal for Field Services and Pool/Amenity
42 Center Cleaning

43 Mr. McInnes noted that First Coast had withdrawn their bid prior to the meeting but had agreed to
44 continue to provide services through the end of November. A handout from Vesta with a proposal
45 for comparable services was distributed under separate cover, and Ms. Harden provided an
46 overview of its terms, noting that it did not leave out any substantive material included in CMS's
47 withdrawn proposal.

48 On a MOTION by Mr. Bataineh, SECONDED by Mr. Balanky, WITH ALL IN FAVOR, the Board
49 approved for the District Manager to source an additional competing bid, and to prepare to enter into the
50 Vesta agreement for field services in substantial form, unless an additional bid with comparable services
51 was sourced at a lower cost, for the Parkland Preserve Community Development District.

52 C. Exhibit 5: Consideration of LLS Tax Solutions Inc. Proposal for Arbitrage Services for Series
53 2019A & 2019B Bonds

54 On a MOTION by Mr. Bataineh, SECONDED by Mr. Balanky, WITH ALL IN FAVOR, the Board
55 approved the LLS Tax Solutions Inc. Proposal for Arbitrage Services for Series 2019A & 2019B Bonds, in
56 substantial form, subject to review and final sign-off by District Counsel, for the Parkland Preserve
57 Community Development District.

58 **FIFTH ORDER OF BUSINESS – Discussion Items**

59 A. Discussion of Dog Park Responsibility for Maintenance

60 Ms. Harden noted that the field services proposal from Vesta also included dog park maintenance
61 and servicing waste stations.

62 **SIXTH ORDER OF BUSINESS – Staff Reports**

63 A. District Manager

64 Mr. McInnes provided an overview of issues that had been identified and resolved with the
65 bathroom plumbing, and asked for residents to avoid keeping doors propped open.

66 ➤ Exhibit 6: Meeting Matrix

67 Mr. McInnes presented the Meeting Matrix and explained that it would be included in
68 future agenda packages.

69 B. District Counsel

70 Mr. Earlywine stated that he had no specific issues to bring to the Board's attention at this time.

71 C. District Engineer

72 Mr. Schilling noted that the County Inspector had visited Phases 3 & 4, and had also inspected
73 Phases 1 & 2 while on site. Mr. Schilling reported that many items had been corrected, though
74 noted that a few items were still outstanding, and provided a summary. Mr. Schilling additionally
75 noted that samples had been taken of the pavement where water was coming up, and that a final

76 report was forthcoming. Mr. Schilling also observed that some cracked tiles had been noted around
77 the pool and that they were in the process of acquiring proposals to repair damaged elements.

78 **SEVENTH ORDER OF BUSINESS – Vendor Reports**

79 A. Vesta Property Services

80 ➤ Exhibit 7: Presentation of Amenity Center Clubhouse Social Room Priority List Chart

81 Ms. Harden presented the priority list chart to the Board. Following discussion on the
82 booking system, the Board came to a consensus to accept and execute the priority list chart
83 as presented, while including a 14-day advance notice of amenity events for rental
84 flexibility.

85 ➤ Exhibit 8: Presentation of Parkland Preserve Resident Club Guidelines and Application

86 Ms. Harden provided an overview of the form of the application and the sign-in sheet
87 system.

88 B. Exhibit 9: Presentation of Yellowstone Landscape Report

89 C. Exhibit 10: Presentation of Yellowstone Irrigation Inspection Report

90 D. Exhibit 11: Presentation of Charles Aquatics Pond Reports

91 ➤ September 2023

92 ➤ October 2023

93 Mr. McInnes stated that Pond #5 work was still in progress.

94 **EIGHTH ORDER OF BUSINESS – Supervisors Requests**

95 There being none, the next item followed.

96 **NINTH ORDER OF BUSINESS – Audience Comments For Non-Agenda Items – (limited to 3 minutes
97 per individual for non-agenda items)**

98 Audience comments were heard regarding pool closure information posted online, the event
99 calendar appearing faded, comingling of funds, installing an on-site defibrillator, and building a
100 memorial for Parkland veterans with a flag. Mr. McInnes stated that AED proposals would be
101 brought before the Board once funds came in.

102 **TENTH ORDER OF BUSINESS – Action Item Review**

103 Mr. McInnes stated that the action items were as follows:

- 104 • District Management will get back to the Board with the contract with Vesta concerning
105 the amenities, pool, and field services, as well as cleaning operations.

106 **ELEVENTH ORDER OF BUSINESS – Adjournment**

107 Mr. McInnes asked for final questions, comments, or corrections before requesting a motion to
108 adjourn the meeting. There being none, Mr. Bataineh made a motion to adjourn the meeting.

109 On a MOTION by Mr. Bataineh, SECONDED by Mr. Balanky, WITH ALL IN FAVOR, the Board
110 adjourned the meeting at 5:57 p.m. for the Parkland Preserve Community Development District.

111 **Each person who decides to appeal any decision made by the Board with respect to any matter considered*
 112 *at the meeting is advised that person may need to ensure that a verbatim record of the proceedings is made,*
 113 *including the testimony and evidence upon which such appeal is to be based.*

114 **Meeting minutes were approved at a meeting by vote of the Board of Supervisors at a publicly noticed**
 115 **meeting held on _____.**

116

Signature

Signature

Printed Name

Printed Name

117 **Title:** **Secretary** **Assistant Secretary**

Title: **Chairman** **Vice Chairman**

EXHIBIT 2

Parkland Preserve Community Development District

Financial Statements
Unaudited

Period Ending
October 31, 2023

Parkland Preserve CDD

Balance Sheet

October 31, 2023

	<u>General Fund</u>	<u>2019A</u>	<u>2019B</u>	<u>2019A Acquisition & Construction</u>	<u>Totals</u>
Assets:					
Cash	\$ 41,944	-	-	6,362	\$ 48,307
General Sub-account	-	-	6	-	6
Revenue	-	232,008	393	-	232,401
Sinking Fund	-	34,933	-	-	34,933
Capitalized Interest	-	-	-	-	-
Debt Service Reserve	-	766,100	3,780	-	769,880
Interest Account	-	266,663	53	-	266,715
Prepayment Account	-	5,000	542	-	5,542
Bond Redemption	-	-	1,774	-	1,774
Acquisition & Construction	-	-	-	-	-
Accounts Receivable	1	-	-	-	1
On-Roll Assessments Receivable	547,614	707,984	-	-	1,255,599
Excess Fees Received	-	-	-	-	-
Due From Other Funds	-	4,397	-	-	4,397
Prepaid	4,367	-	-	-	4,367
Deposits	3,900	-	-	-	3,900
Total Assets	\$ 597,826	2,017,085	6,547	6,362	\$ 2,627,822
Liabilities:					
Accounts Payable	24,326	-	-	-	24,326
Due to Other Funds	4,397	-	-	-	4,397
Due to Developer	18,679	-	-	-	18,679
Deferred On-Roll Assessments	547,614	707,984	-	-	1,255,599
Retainage Payable	-	-	-	-	-
Total Liabilities	\$ 595,016	707,984	-	-	\$ 1,303,000
Fund Balance:					
Non-Spendable:					
Deposits & Prepaid	8,267	-	-	-	8,267
Restricted for:					
Debt Service	-	1,309,101	6,547	-	1,315,648
Capital Projects	-	-	-	6,362	6,362
Unassigned	(5,456)	-	0	-	(5,456)
Total Fund Balance	\$ 2,811	1,309,101	6,547	6,362	\$ 1,324,821
Total Liabilities & Fund Balance	\$ 597,826	2,017,085	6,547	6,362	\$ 2,627,822

Parkland Preserve CDD
General Fund
Statement of Revenues, Expenditures & Changes in Fund Balance
For the Period Ending October 31, 2023

	FY2024 Adopted Budget	Current Month	Actual Year-to-Date	Variance	% of Budget
Revenue:					
Special Assessments - On-Roll	\$ 551,015	\$ 3,401	\$ 3,401	\$ (547,614)	0.62%
Excess Assessments		-	-	-	0.00%
Miscellaneous Revenue		950	950	950	950.00%
Interest		5	5	5	0.00%
Total Revenue	551,015	4,355	4,355	(546,660)	0.79%
Expenditures:					
General Administrative:					
Supervisors Compensation	12,000	200	200	(11,800)	1.67%
Management Consulting Services	33,000	-	-	(33,000)	0.00%
Administrative Services	1,650	-	-	(1,650)	0.00%
Bank Fees	150	-	-	(150)	0.00%
Miscellaneous, Allowance, Contingency	1,500	-	-	(1,500)	0.00%
Auditing Services	3,150	-	-	(3,150)	0.00%
Regulatory Permit Fees	175	-	-	(175)	0.00%
Legal Advertisements	2,500	-	-	(2,500)	0.00%
Engineering Services	50,000	-	-	(50,000)	0.00%
Legal Services	30,000	-	-	(30,000)	0.00%
Website Hosting	2,220	1,515	1,515	(705)	68.24%
Total General Administrative	136,345	1,715	1,715	(134,630)	1.26%
Insurance:					
Property, General Liability, Prof.	38,000	24,003	24,003	(13,997)	63.17%
Total Insurance	38,000	24,003	24,003	(13,997)	63.17%
Debt Administration:					
Dissemination Agent	8,000	-	-	(8,000)	0.00%
Trustee Fees	6,550	-	-	(6,550)	0.00%
Arbitrage	4,500	-	-	(4,500)	0.00%
Total Debt Administration	19,050	-	-	(19,050)	0.00%
Physical Environment:					
Field Manager	15,900	-	-	(15,900)	0.00%
Electricity (Irrigation & Pond Pumps)	15,500	504	504	(14,996)	3.25%
Streetpole Lighting	20,500	1,862	1,862	(18,638)	9.08%
Water (County)	10,000	359	359	(9,641)	3.59%
Landscaping Maintenance	60,000	3,998	3,998	(56,003)	6.66%
Landscape Replenishment	5,500	-	-	(5,500)	0.00%
Irrigation Maintenance	5,000	-	-	(5,000)	0.00%
Stormwater Drainage/Stormwater Bank Repair	20,000	-	-	(20,000)	0.00%
Environmental Mitigation & Pond Maintenance	17,000	1,025	1,025	(15,975)	6.03%
Remote Security	4,210	334	334	(3,876)	7.93%
Gate Management	1,260	100	100	(1,160)	7.94%
Gate Access Cards	6,400	-	-	(6,400)	0.00%
Receptionist/Call Boxes	2,000	115	115	(1,885)	5.76%
Field Contingency	110,000	-	-	(110,000)	0.00%
Total Physical Environment	293,270	8,297	8,297	(284,973)	2.83%

Amenity Center Operations:

Pool Service Contract & Janitorial Services	20,500	3,527	3,527	(16,973)	17.20%
Amenity Maintenance & Repair	13,000	131	131	(12,869)	1.01%
Pool Permit	250	-	-	(250)	0.00%
Amenity Management	2,000	150	150	(1,850)	7.50%
Amenity Center Internet	5,500	193	193	(5,307)	3.50%
Amenity Center Pest Control	2,000	118	118	(1,882)	5.90%
Refuse Service	1,500	126	126	(1,374)	8.40%
Misc. Amenity Center Repairs & Maint. & Supplies	10,000	543	543	(9,457)	5.43%
Capital Improvements (Resident's Requests)	9,600	-	-	(9,600)	0.00%
Total Amenity Center Operations	64,350	4,788	4,788	(59,562)	7.44%

Total Expenditures:

551,015	38,802	38,802	(512,213)	7.04%
----------------	---------------	---------------	------------------	--------------

Other Financing Sources (Uses):

Transfers In

Transfers Out

Total Other Financing Sources (Uses)

-	-
---	---

Excess Revenue Over (Under) Expenditures

(34,447)	(34,447)
-----------------	-----------------

Fund Balance - Beginning

37,258

Fund Balance - Ending\$ 2,811

**Parkland Preserve CDD
Debt Service 2019A
Statement of Revenues, Expenditures & Changes in Fund Balance
For the Period Ending October 31, 2023**

	<u>FY2024 Adopted Budget</u>	<u>Current Month</u>	<u>Actual Year-to-Date</u>	<u>Variance</u>	<u>% of Budget</u>
Revenue:					
Special Assessments - On-Roll	\$ 712,381	\$ 4,397	\$ 4,397	\$ (707,984)	0.62%
Excess Assessments		-	-	-	0.00%
Prepayment Income		-	-	-	0.00%
Interest		5,457	5,457	5,457	5457.00%
Total Revenue	<u>712,381</u>	<u>9,853</u>	<u>9,853</u>	<u>(702,528)</u>	<u>1.38%</u>
Expenditures:					
Debt Service Payments:					
Interest Expense					
May 1, 2024	266,663	-	-	(266,663)	0.00%
November 1, 2024	262,725	-	-	(262,725)	0.00%
Principal Retirement					
May 1, 2024	175,000	-	-	(175,000)	0.00%
Total Expenditures:	<u>704,388</u>	<u>-</u>	<u>-</u>	<u>(704,388)</u>	<u>0.00%</u>
Other Financing Sources (Uses):					
Transfers In		-	-		
Transfers Out		-	-		
Total Other Financing Sources (Uses)		<u>-</u>	<u>-</u>		
Excess Revenue Over (Under) Expenditures	<u>7,993</u>	<u>9,853</u>	<u>9,853</u>		
Fund Balance - Beginning			1,299,247		
Fund Balance - Ending			<u>\$ 1,309,101</u>		

**Parkland Preserve CDD
Debt Service 2019B
Statement of Revenues, Expenditures & Changes in Fund Balance
For the Period Ending October 31, 2023**

	<u>FY2024 Adopted Budget</u>	<u>Current Month</u>	<u>Actual Year-to-Date</u>	<u>Variance</u>	<u>% of Budget</u>
Revenue:					
Special Assessments - On-Roll	\$ -	\$ -	\$ -	\$ -	0.00%
Excess Assessments	-	-	-	-	0.00%
Prepayment Income	-	-	-	-	0.00%
Interest	-	27	27	27	2700.00%
Total Revenue	<u>-</u>	<u>27</u>	<u>27</u>	<u>27</u>	<u>0.00%</u>
Expenditures:					
Debt Service Payments:					
Interest Expense					
May 1, 2024	-	-	-	-	0.00%
November 1, 2024	-	-	-	-	0.00%
Principal Retirement					
May 1, 2024	-	-	-	-	0.00%
Total Expenditures:	<u>-</u>	<u>-</u>	<u>-</u>	<u>-</u>	<u>0.00%</u>
Other Financing Sources (Uses):					
Transfers In		-	-		
Transfers Out		-	-		
Total Other Financing Sources (Uses)		<u>-</u>	<u>-</u>		
Excess Revenue Over (Under) Expenditures	<u>-</u>	<u>27</u>	<u>27</u>		
Fund Balance - Beginning			6,520		
Fund Balance - Ending			<u>\$ 6,547</u>		

**Parkland Preserve CDD
Debt Service 2019B
Statement of Revenues, Expenditures & Changes in Fund Balance
For the Period Ending October 31, 2023**

	Actual Year-to-Date
Revenue:	
Bond Proceeds	\$ -
Miscellaneous Revenue	-
Interest	-
Total Revenue	-
 Expenditures:	
Funding Requests	-
Environmental Mitigation & Pond Maintenance	-
Requisition Expenses	-
Retainage Expense	-
Total Expenditures:	-
 Other Financing Sources (Uses):	
Transfers In	-
Transfers Out	-
Total Other Financing Sources (Uses)	-
 Excess Revenue Over (Under) Expenditures	-
 Fund Balance - Beginning	6,362
 Fund Balance - Ending	\$ 6,362

**Parkland Preserve CDD
Check Register
FY2024**

Date	Check #	Payee	Transaction	Deposit	Disbursement	Balance
9/30/2023			Balance			\$ 70,846.49
10/01/2023	1001ACH1	Waste Pro - Palm Coast	Solid waste service		125.94	70,720.55
10/02/2023	1472	Egis Insurance and Risk Advisors	FY Insurance Policy# 100123362 10/01/23-10/01/24		24,003.00	46,717.55
10/03/2023	1473	Cynthia Klein	BOS Meeting 9/25/23		200.00	46,517.55
10/03/2023	100192	Alliance Realty and Mangement	Invoice: 10012023 (Reference: Gate Management.) Invoice: 9292023 (Reference: Gate Management.)		500.00	46,017.55
10/03/2023	100193	Charles Aquatics, Inc	Invoice: 49172 (Reference: Monthly Aquatic Management Services for 6 ponds.)		1,025.00	44,992.55
10/03/2023	100194	First Coast Contract Maintenance Services	Invoice: 8014 (Reference: Monthly replacement of A/C filters.)		25.00	44,967.55
10/03/2023	100195	Yellowstone Landscape	Invoice: STAUG 596943 (Reference: Pine Tree Felling.) Invoice: STAUG 596942 (Reference: Pine ...		1,250.00	43,717.55
10/03/2023	100196	Vesta District Services	Invoice: 412418 (Reference: Billable Expenses - Jul 2023.)		1,997.10	41,720.45
10/03/2023	100197	Integrated Access Solutions LLC	Invoice: 0003960 (Reference: Repair Existing Gate Post.)		989.00	40,731.45
10/03/2023			Deposit	18.37		40,749.82
10/10/2023			Deposit	950.00		41,699.82
10/10/2023			Deposit	10,028.50		51,728.32
10/11/2023	100198	Dibartolomeo, McBee, Hartley & Barnes	Invoice: 90093307 (Reference: Audit FYE 09/30/2022.)		2,950.00	48,778.32
10/11/2023	100199	Yellowstone Landscape	Invoice: STAUG 578580 (Reference: Erosion Repair on Lake Banks and Irrigation Repair.)		10,572.51	38,205.81
10/12/2023	100200	Orkin	Invoice: 100323-9291 (Reference: Monthly Pest Control.)		117.99	38,087.82
10/12/2023	100201	Hi-Tech System Associates, Inc.	Invoice: 392926 (Reference: Remote Security: 10/2023.)		279.85	37,807.97
10/13/2023	100202	DoorKing, Inc.	Invoice: 2114975 (Reference: DoorKing Service 9/25/2023-10/11/2023.)		53.95	37,754.02
10/17/2023			Deposit	2,650.00		40,404.02
10/18/2023	ACH101823	AT&T	Internet 09/28-10/27		149.80	40,254.22
10/18/2023	100203	ECS Florida, LLC	Invoice: 1107175 (Reference: Geotechnical Services.)		2,650.00	37,604.22
10/18/2023	101823ACH1	Florida Power & Light	100 Parkland Trail - Sep 7, 2023 to Oct 6, 2023		835.04	36,769.18
10/19/2023	ACH101923	St. Johns County Utility Department	835 Parkland Trl - 8/19/23 to 9/16/23		350.51	36,418.67
10/23/2023	100204	Gannett Florida LocalIQ	Invoice: 0005909958 (Reference: Legal Advertising.)		163.20	36,255.47
10/24/2023	1024ACH1	AT&T	Internet 10/02-11/01		192.60	36,062.87
10/25/2023	100205	Contact One	Invoice: 231001170101 (Reference: Usage Period 9/20/23 - 10/19/23.)		115.20	35,947.67
10/25/2023	100206	First Coast Contract Maintenance Services	Invoice: 8046 (Reference: Replacement of gym drinking fountain filter.)		55.00	35,892.67
10/25/2023	102523ACH1	Florida Power & Light	795 Parkland Trail, #IRR Sep 13, 2023 to Oct 13, 2023		28.25	35,864.42
10/25/2023	102523ACH2	Florida Power & Light	Sep 13, 2023 to Oct 13, 2023		993.48	34,870.94
10/25/2023	102523ACH3	Florida Power & Light	661 Parkland Trl #Fountain Sep 13, 2023 to Oct 13, 2023		476.13	34,394.81
10/25/2023	102523ACH4	Florida Power & Light	Sep 13, 2023 to Oct 13, 2023		33.88	34,360.93
10/27/2023			Deposit	7,778.79		42,139.72
10/29/2023			Interest	4.77		42,144.49
10/30/2023	1475	Cynthia Klein	BOS Meeting 10/23/23		200.00	41,944.49
10/31/2023				21,430.43	50,332.43	41,944.49

EXHIBIT 3

Parkland Preserve Community Development District

Financial Statements
Unaudited

Period Ending
November 30, 2023

Parkland Preserve CDD
Balance Sheet
November 30, 2023

	<u>General Fund</u>	<u>2019A</u>	<u>2019B</u>	<u>2019A Acquisition & Construction</u>	<u>Totals</u>
Assets:					
Cash	\$ 159,321	-	-	6,362	\$ 165,683
General Sub-account	-	120	6	-	127
Revenue	-	237,296	395	-	237,691
Sinking Fund	-	34,965	-	-	34,965
Capitalized Interest	-	-	-	-	-
Debt Service Reserve	-	766,100	3,796	-	769,896
Interest Account	-	228	53	-	281
Prepayment Account	-	4	544	-	548
Bond Redemption	-	-	1,782	-	1,782
Acquisition & Construction	-	-	-	-	-
Accounts Receivable	-	-	-	-	-
On-Roll Assessments Receivable	463,965	599,838	-	-	1,063,804
Excess Fees Received	-	-	-	-	-
Due From Other Funds	-	112,543	-	-	112,543
Prepaid	4,367	-	-	-	4,367
Deposits	3,900	-	-	-	3,900
Total Assets	\$ 631,553	1,751,095	6,576	6,362	\$ 2,395,586
Liabilities:					
Accounts Payable	14,451	-	-	-	14,451
Due to Other Funds	112,543	-	-	-	112,543
Due to Developer	19,629	-	-	-	19,629
Deferred On-Roll Assessments	463,965	599,838	-	-	1,063,804
Retainage Payable	-	-	-	-	-
Total Liabilities	\$ 610,587	599,838	-	-	\$ 1,210,426
Fund Balance:					
Non-Spendable:					
Deposits & Prepaid	8,267	-	-	-	8,267
Restricted for:					
Debt Service	-	1,151,256	6,547	-	1,157,804
Capital Projects	-	-	-	6,362	6,362
Unassigned	12,699	-	29	-	12,727
Total Fund Balance	\$ 20,966	1,151,256	6,576	6,362	\$ 1,185,160
Total Liabilities & Fund Balance	\$ 631,553	1,751,095	6,576	6,362	\$ 2,395,586

Parkland Preserve CDD
General Fund
Statement of Revenues, Expenditures & Changes in Fund Balance
For the Period of October 1, 2023 to November 30, 2023

	FY2024 Adopted Budget	Current Month	Actual Year-to-Date	Variance	% of Budget
Revenue:					
Special Assessments - On-Roll	\$ 551,015	\$ 83,649	\$ 87,050	\$ (463,965)	15.80%
Excess Assessments		-	-	-	0.00%
Miscellaneous Revenue		745	1,695	1,695	950.00%
Interest		8	13	13	0.00%
Total Revenue	551,015	84,402	88,757	(462,258)	16.11%
Expenditures:					
General Administrative:					
Supervisors Compensation	12,000	-	200	(11,800)	1.67%
Management Consulting Services	33,000	2,750	5,500	(27,500)	16.67%
Administrative Services	1,650	138	275	(1,375)	16.67%
Bank Fees	150	-	-	(150)	0.00%
Miscellaneous, Allowance, Contingency	1,500	110	110	(1,390)	7.32%
Auditing Services	3,150	-	-	(3,150)	0.00%
Regulatory Permit Fees	175	-	175	-	100.00%
Legal Advertisements	2,500	-	-	(2,500)	0.00%
Engineering Services	50,000	2,064	11,358	(38,642)	22.72%
Legal Services	30,000	1,634	1,634	(28,366)	5.45%
Website Hosting	2,220	46	1,607	(613)	72.37%
Total General Administrative	136,345	6,741	20,858	(115,487)	15.30%
Insurance:					
Property, General Liability, Prof.	38,000	-	24,003	(13,997)	63.17%
Total Insurance	38,000	-	24,003	(13,997)	63.17%
Debt Administration:					
Dissemination Agent	8,000	-	8,000	-	100.00%
Trustee Fees	6,550	-	-	(6,550)	0.00%
Arbitrage	4,500	-	2,600	(1,900)	57.78%
Total Debt Administration	19,050	-	10,600	(8,450)	55.64%
Physical Environment:					
Field Manager	15,900	-	-	(15,900)	0.00%
Electricity (Irrigation & Pond Pumps)	15,500	520	1,025	(14,476)	6.61%
Streetpole Lighting	20,500	1,771	3,633	(16,867)	17.72%
Water (County)	10,000	334	692	(9,308)	6.92%
Landscaping Maintenance	60,000	3,998	7,995	(52,005)	13.33%
Landscape Replenishment	5,500	-	-	(5,500)	0.00%
Irrigation Maintenance	5,000	-	-	(5,000)	0.00%
Stormwater Drainage/Stormwater Bank Repair	20,000	-	-	(20,000)	0.00%
Environmental Mitigation & Pond Maintenance	17,000	1,305	2,330	(14,670)	13.71%
Remote Security	4,210	334	668	(3,542)	15.86%
Gate Management	1,260	-	100	(1,160)	7.94%
Gate Access Cards	6,400	-	-	(6,400)	0.00%
Receptionist/Call Boxes	2,000	180	295	(1,705)	14.74%
Field Contingency	110,000	950	950	(109,050)	0.86%
Total Physical Environment	293,270	9,390	17,687	(275,583)	6.03%

Amenity Center Operations:

Pool Service Contract & Janitorial Services	20,500	-	3,527	(16,973)	17.20%
Amenity Maintenance & Repair	13,000	339	911	(12,089)	7.01%
Pool Permit	250	-	-	(250)	0.00%
Amenity Management	2,000	1,855	3,756	1,756	187.79%
Amenity Center Internet	5,500	342	685	(4,815)	12.45%
Amenity Center Pest Control	2,000	118	236	(1,764)	11.80%
Refuse Service	1,500	126	252	(1,248)	16.79%
Misc. Amenity Center Repairs & Maint. & Supplies	10,000	105	648	(9,352)	6.48%
Capital Improvements (Resident's Requests)	9,600	-	-	(9,600)	0.00%
Total Amenity Center Operations	64,350	2,886	10,014	(54,336)	15.56%

Total Expenditures:

551,015	19,017	83,162	(467,853)	15.09%
----------------	---------------	---------------	------------------	---------------

Other Financing Sources (Uses):

Transfers In		
Transfers Out		
Total Other Financing Sources (Uses)	-	-

Excess Revenue Over (Under) Expenditures

65,385	5,595
---------------	--------------

Fund Balance - Beginning

15,370

Fund Balance - Ending\$ 20,966

Parkland Preserve CDD
Debt Service 2019A
Statement of Revenues, Expenditures & Changes in Fund Balance
For the Period of October 1, 2023 to November 30, 2023

	<u>FY2024 Adopted Budget</u>	<u>Current Month</u>	<u>Actual Year-to-Date</u>	<u>Variance</u>	<u>% of Budget</u>
Revenue:					
Special Assessments - On-Roll	\$ 712,381	\$ 108,146	\$ 112,543	\$ (599,838)	15.80%
Excess Assessments		-	-	-	0.00%
Prepayment Income		-	-	-	0.00%
Interest		5,672	11,129	11,129	5457.00%
Total Revenue	<u>712,381</u>	<u>113,818</u>	<u>123,671</u>	<u>(588,710)</u>	<u>17.36%</u>
Expenditures:					
Debt Service Payments:					
Interest Expense					
May 1, 2024	266,663	-	-	(266,663)	0.00%
November 1, 2023	262,725	266,663	266,663	3,938	101.50%
Principal Retirement					
May 1, 2024	175,000	-	-	(175,000)	0.00%
Prepayment					
November 1, 2023	-	5,000	5,000	5,000	0.00%
Total Expenditures:	<u>704,388</u>	<u>271,663</u>	<u>271,663</u>	<u>(432,726)</u>	<u>38.57%</u>
Other Financing Sources (Uses):					
Transfers In		-	-		
Transfers Out		-	-		
Total Other Financing Sources (Uses)		<u>-</u>	<u>-</u>		
Excess Revenue Over (Under) Expenditures	<u>7,993</u>	<u>(157,845)</u>	<u>(147,991)</u>		
Fund Balance - Beginning			1,299,247		
Fund Balance - Ending			<u>\$ 1,151,256</u>		

Parkland Preserve CDD
Debt Service 2019B
Statement of Revenues, Expenditures & Changes in Fund Balance
For the Period of October 1, 2023 to November 30, 2023

	<u>FY2024 Adopted Budget</u>	<u>Current Month</u>	<u>Actual Year-to-Date</u>	<u>Variance</u>	<u>% of Budget</u>
Revenue:					
Special Assessments - On-Roll	\$ -	\$ -	\$ -	\$ -	0.00%
Excess Assessments	-	-	-	-	0.00%
Prepayment Income	-	-	-	-	0.00%
Interest	-	29	56	56	2700.00%
Total Revenue	<u>-</u>	<u>29</u>	<u>56</u>	<u>56</u>	<u>0.00%</u>
Expenditures:					
Debt Service Payments:					
Interest Expense					
May 1, 2024	-	-	-	-	0.00%
November 1, 2024	-	-	-	-	0.00%
Principal Retirement					
May 1, 2024	-	-	-	-	0.00%
Total Expenditures:	<u>-</u>	<u>-</u>	<u>-</u>	<u>-</u>	<u>0.00%</u>
Other Financing Sources (Uses):					
Transfers In		-	-		
Transfers Out		-	-		
Total Other Financing Sources (Uses)		<u>-</u>	<u>-</u>		
Excess Revenue Over (Under) Expenditures	<u>-</u>	<u>29</u>	<u>56</u>		
Fund Balance - Beginning			6,520		
Fund Balance - Ending			<u>\$ 6,576</u>		

Parkland Preserve CDD
Debt Service 2019B
Statement of Revenues, Expenditures & Changes in Fund Balance
For the Period of October 1, 2023 to Nov

	Actual Year-to-Date
Revenue:	
Bond Proceeds	\$ -
Miscellaneous Revenue	-
Interest	-
Total Revenue	-
 Expenditures:	
Funding Requests	-
Environmental Mitigation & Pond Maintenance	-
Requisition Expenses	-
Retainage Expense	-
Total Expenditures:	-
 Other Financing Sources (Uses):	
Transfers In	-
Transfers Out	-
Total Other Financing Sources (Uses)	-
 Excess Revenue Over (Under) Expenditures	-
 Fund Balance - Beginning	6,362
 Fund Balance - Ending	\$ 6,362

**Parkland Preserve CDD
Check Register
FY2024**

Date	Check #	Payee	Transaction	Deposit	Disbursement	Balance
9/30/2023						\$ 72,826.97
10/01/2023	1001ACH1	Waste Pro - Palm Coast	Solid waste service		125.94	72,701.03
10/02/2023	1472	Egis Insurance and Risk Advisors	FY Insurance Policy# 100123362 10/01/23-10/01/24		24,003.00	48,698.03
10/03/2023	1473	Cynthia Klein	BOS Meeting 9/25/23		200.00	48,498.03
10/03/2023	100192	Alliance Realty and Mangement	Invoice: 10012023 (Reference: Gate Management.) Invoice: 9292023 (Reference: Gate Management.)		500.00	47,998.03
10/03/2023	100193	Charles Aquatics, Inc	Invoice: 49172 (Reference: Monthly Aquatic Management Services for 6 ponds.)		1,025.00	46,973.03
10/03/2023	100194	First Coast Contract Maintenance Services	Invoice: 8014 (Reference: Monthly replacement of A/C filters.)		25.00	46,948.03
10/03/2023	100195	Yellowstone Landscape	Invoice: STAUG 596943 (Reference: Pine Tree Felling.) Invoice: STAUG 596942 (Reference: Pine ...		1,250.00	45,698.03
10/03/2023	100196	Vesta District Services	Invoice: 412418 (Reference: Billable Expenses - Jul 2023.)		1,997.10	43,700.93
10/03/2023	100197	Integrated Access Solutions LLC	Invoice: 0003960 (Reference: Repair Existing Gate Post.)		989.00	42,711.93
10/03/2023			Deposit	18.37		42,730.30
10/10/2023			Deposit	950.00		43,680.30
10/10/2023			Deposit	10,028.50		53,708.80
10/11/2023	100198	Dibartolomeo, McBee, Hartley & Barnes	Invoice: 90093307 (Reference: Audit FYE 09/30/2022.)		2,950.00	50,758.80
10/11/2023	100199	Yellowstone Landscape	Invoice: STAUG 578580 (Reference: Erosion Repair on Lake Banks and Irrigation Repair.)		10,572.51	40,186.29
10/12/2023	100200	Orkin	Invoice: 100323-9291 (Reference: Monthly Pest Control.)		117.99	40,068.30
10/12/2023	100201	Hi-Tech System Associates, Inc.	Invoice: 392926 (Reference: Remote Security: 10/2023.)		279.85	39,788.45
10/13/2023	100202	DoorKing, Inc.	Invoice: 2114975 (Reference: DoorKing Service 9/25/2023-10/11/2023.)		53.95	39,734.50
10/17/2023			Deposit	2,650.00		42,384.50
10/18/2023	ACH101823	AT&T	Internet 09/28-10/27		149.80	42,234.70
10/18/2023	100203	ECS Florida, LLC	Invoice: 1107175 (Reference: Geotechnical Services.)		2,650.00	39,584.70
10/18/2023	101823ACH1	Florida Power & Light	100 Parkland Trail - Sep 7, 2023 to Oct 6, 2023		835.04	38,749.66
10/19/2023	ACH101923	St. Johns County Utility Department	835 Parkland Trl - 8/19/23 to 9/16/23		350.51	38,399.15
10/23/2023	100204	Gannett Florida LocalIQ	Invoice: 0005909958 (Reference: Legal Advertising.)		163.20	38,235.95
10/24/2023	1024ACH1	AT&T	Internet 10/02-11/01		192.60	38,043.35
10/25/2023	100205	Contact One	Invoice: 231001170101 (Reference: Usage Period 9/20/23 - 10/19/23.)		115.20	37,928.15
10/25/2023	100206	First Coast Contract Maintenance Services	Invoice: 8046 (Reference: Replacement of gym drinking fountain filter.)		55.00	37,873.15
10/25/2023	102523ACH1	Florida Power & Light	795 Parkland Trail, #IRR Sep 13, 2023 to Oct 13, 2023		28.25	37,844.90
10/25/2023	102523ACH2	Florida Power & Light	Sep 13, 2023 to Oct 13, 2023		993.48	36,851.42
10/25/2023	102523ACH3	Florida Power & Light	661 Parkland Trl #Fountain Sep 13, 2023 to Oct 13, 2023		476.13	36,375.29
10/25/2023	102523ACH4	Florida Power & Light	Sep 13, 2023 to Oct 13, 2023		33.88	36,341.41
10/27/2023			Deposit	7,778.79		44,120.20
10/29/2023			Interest	4.77		44,124.97
10/30/2023	1475	Cynthia Klein	BOS Meeting 10/23/23		200.00	43,924.97
10/31/2023				21,430.43	50,332.43	43,924.97
11/03/2023	1103ACH1	Waste Pro - Palm Coast	Solid waste service		125.94	43,799.03
11/06/2023	100207	First Coast Contract Maintenance Services	Invoice: 8064 (Reference: October 2023 Reimbursables.) Invoice: 8035 (Reference: Amenity serv...		4,146.06	39,652.97
11/06/2023	100208	Innersync	Invoice: 21659 (Reference: Innersync FY 2024 Website Hosting Fee.)		1,515.00	38,137.97
11/06/2023	100209	Yellowstone Landscape	Invoice: STAUG 598461 (Reference: Landscape Maintenance: 10/2023.) Invoice: STAUG 610424 (Ref...		7,995.00	30,142.97
11/08/2023			Deposit	200.00		30,342.97
11/08/2023	100210	Hi-Tech System Associates, Inc.	Invoice: 394624 (Reference: Remote security.)		279.85	30,063.12
11/08/2023	100211	Kutak Rock LLP	Invoice: 3282751 (Reference: District Counsel: 8/2023 Services.)		7,911.49	22,151.63
11/09/2023			Deposit	245.00		22,396.63
11/14/2023			Deposit	950.00		23,346.63
11/14/2023	1476	FLORIDA DEPT OF ECONOMIC OPPORTUNIT	FY 2023/2024 Special District Fee Invoice/Update Form		175.00	23,171.63
11/14/2023	100212	DoorKing, Inc.	Invoice: 2133719 (Reference: Remote Security: 10/12/2023-11/11/2023.)		53.95	23,117.68
11/15/2023			Deposit	7,796.25		30,913.93
11/16/2023	1477	St. Johns County Tax Collector	Postage for mailing taxes		109.85	30,804.08

11/16/2023	100213	ECS Florida, LLC	Invoice: 1115969 (Reference: Partial Invoice For Geotechnical Services.)	950.00	29,854.08
11/17/2023	ACH111723	AT&T	Internet 10/28-11/27	149.80	29,704.28
11/17/2023			Deposit	68,866.56	98,570.84
11/18/2023	ACH111823	St. Johns County Utility Department	835 Parkland Trl - 9/19/23 to 10/19/23	358.61	98,212.23
11/20/2023	1120ACH1	Florida Power & Light	100 Parkland Trail - Oct 6, 2023 to Nov 6, 2023	742.47	97,469.76
11/22/2023	100214	Charles Aquatics, Inc	Invoice: 49406 (Reference: Pond maintenance-:11/2023.) Invoice: 49492 (Reference: Replaced 4 ...	1,305.00	96,164.76
11/22/2023	100215	Contact One	Invoice: 231101170101 (Reference: Receptionist Services: 12/1/2023-12/31/2023.)	179.60	95,985.16
11/22/2023	100216	First Coast Contract Maintenance Services	Invoice: 8115 (Reference: Reimbursables.)	434.24	95,550.92
11/22/2023	100217	Kimley Horn	Invoice: 25736907 (Reference: Professional Services.) Invoice: 25736953 (Reference: Professio...	23,316.12	72,234.80
11/22/2023	100218	Orkin	Invoice: 111323-9291 (Reference: Pest Control: 11/13/2023.)	117.99	72,116.81
11/22/2023	100219	Vesta Property Services Inc	Invoice: 414347 (Reference: Amenity Management.) Invoice: 414434 (Reference: Amenity Manageme...	3,605.84	68,510.97
11/22/2023	100220	Kutak Rock LLP	Invoice: 3296854 (Reference: General Counsel.)	6,397.78	62,113.19
11/22/2023	100221	Vesta District Services	Invoice: 413521 (Reference: Monthly contracted management fees.) Invoice: 413522 (Reference: ...	14,857.90	47,255.29
11/24/2023	ACH112423	AT&T	Internet 11/02-12/01	192.60	47,062.69
11/24/2023			Deposit	115,132.51	162,195.20
11/27/2023	100222	Kutak Rock LLP	Invoice: 3310500 (Reference: Legal Services for 10/2023.)	1,633.99	160,561.21
11/28/2023	1128ACH1	Florida Power & Light	795 Parkland Trail, #IRR Oct 13, 2023 to Nov 13, 2023	28.25	160,532.96
11/28/2023	1128ACH2	Florida Power & Light	Oct 13, 2023 to Nov 13, 2023	34.79	160,498.17
11/28/2023	1128ACH3	Florida Power & Light	661 Parkland Trl #Fountain Oct 13, 2023 to Nov 13, 2023	491.87	160,006.30
11/28/2023	1128ACH4	Florida Power & Light	Oct 13, 2023 to Nov 13, 2023	993.48	159,012.82
11/30/2023			Deposit	300.00	159,312.82
11/30/2023			Interest	7.81	159,320.63
11/30/2023				193,498.13	78,102.47
					159,320.63

EXHIBIT 4

Parkland Preserve Community Development District

Financial Statements
Unaudited

Period Ending
December 31, 2023

Parkland Preserve CDD

Balance Sheet

December 31, 2023

	<u>General Fund</u>	<u>2019A</u>	<u>2019B</u>	<u>2019A Acquisition & Construction</u>	<u>Totals</u>
Assets:					
Cash	\$ 439,296	-	-	6,362	\$ 445,658
General Sub-account	-	-	6	-	6
Revenue	-	241,526	412	-	241,938
Sinking Fund	-	35,233	-	-	35,233
Capitalized Interest	-	-	-	-	-
Debt Service Reserve	-	766,100	3,796	-	769,896
Interest Account	-	228	53	-	282
Prepayment Account	-	4	547	-	551
Bond Redemption	-	-	1,789	-	1,789
Acquisition & Construction	-	-	-	-	-
Accounts Receivable	-	-	-	-	-
On-Roll Assessments Receivable	307,781	397,916	-	-	705,697
Excess Fees Received	-	-	-	-	-
Due From Other Funds	-	314,465	-	-	314,465
Prepaid	4,367	-	-	-	4,367
Deposits	3,900	-	-	-	3,900
Total Assets	\$ 755,344	1,755,472	6,604	6,362	\$ 2,523,782
Liabilities:					
Accounts Payable	1,059	-	-	-	1,059
Due to Other Funds	314,465	-	-	-	314,465
Due to Developer	(14,653)	-	-	-	(14,653)
Deferred On-Roll Assessments	307,781	397,916	-	-	705,697
Retainage Payable	-	-	-	-	-
Total Liabilities	\$ 608,653	397,916	-	-	\$ 1,006,569
Fund Balance:					
Non-Spendable:					
Deposits & Prepaid	8,267	-	-	-	8,267
Restricted for:					
Debt Service	-	1,357,556	6,547	-	1,364,103
Capital Projects	-	-	-	6,362	6,362
Unassigned	138,424	-	56	-	138,480
Total Fund Balance	\$ 146,691	1,357,556	6,604	6,362	\$ 1,517,213
Total Liabilities & Fund Balance	\$ 755,344	1,755,472	6,604	6,362	\$ 2,523,782

Parkland Preserve CDD
General Fund
Statement of Revenues, Expenditures & Changes in Fund Balance
For the Period of October 1, 2023 to December 31, 2023

	FY2024 Adopted Budget	Current Month	Actual Year-to-Date	Variance	% of Budget
Revenue:					
Special Assessments - On-Roll	\$ 551,015	\$ 156,184	\$ 243,234	\$ (307,781)	44.14%
Excess Assessments	-	-	-	-	0.00%
Miscellaneous Revenue	-	-	1,695	1,695	950.00%
Interest	-	25	37	37	0.00%
Total Revenue	551,015	156,209	244,966	(306,049)	44.46%
Expenditures:					
General Administrative:					
Supervisors Compensation	12,000	-	200	(11,800)	1.67%
Management Consulting Services	33,000	2,750	8,250	(24,750)	25.00%
Administrative Services	1,650	46	321	(1,329)	19.44%
Bank Fees	150	-	-	(150)	0.00%
Miscellaneous, Allowance, Contingency	1,500	-	110	(1,390)	7.32%
Auditing Services	3,150	-	-	(3,150)	0.00%
Regulatory Permit Fees	175	-	175	-	100.00%
Legal Advertisements	2,500	-	192	(2,308)	7.67%
Engineering Services	50,000	-	11,358	(38,642)	22.72%
Legal Services	30,000	2,193	3,826	(26,174)	12.75%
Website Hosting	2,220	137	1,744	(476)	78.57%
Total General Administrative	136,345	5,126	26,176	(110,169)	19.20%
Insurance:					
Property, General Liability, Prof.	38,000	-	24,003	(13,997)	63.17%
Total Insurance	38,000	-	24,003	(13,997)	63.17%
Debt Administration:					
Dissemination Agent	8,000	-	8,000	-	100.00%
Trustee Fees	6,550	-	-	(6,550)	0.00%
Arbitrage	4,500	650	3,250	(1,250)	72.22%
Total Debt Administration	19,050	650	11,250	(7,800)	59.06%
Physical Environment:					
Field Manager	15,900	1,245	1,245	(14,655)	7.83%
Electricity (Irrigation & Pond Pumps)	15,500	520	1,544	(13,956)	9.96%
Streetpole Lighting	20,500	1,803	5,436	(15,064)	26.52%
Water (County)	10,000	329	1,021	(8,979)	10.21%
Landscaping Maintenance	60,000	7,128	15,123	(44,877)	25.20%
Landscape Replenishment	5,500	-	-	(5,500)	0.00%
Irrigation Maintenance	5,000	733	733	(4,267)	14.66%
Stormwater Drainage/Stormwater Bank Repair	20,000	-	-	(20,000)	0.00%
Environmental Mitigation & Pond Maintenance	17,000	1,025	3,355	(13,645)	19.74%
Remote Security	4,210	334	1,001	(3,209)	23.79%
Gate Management	1,260	125	225	(1,035)	17.86%
Gate Access Cards	6,400	-	-	(6,400)	0.00%
Receptionist/Call Boxes	2,000	177	472	(1,528)	23.58%
Field Contingency	110,000	4,485	5,435	(104,565)	4.94%
Total Physical Environment	293,270	17,903	35,590	(257,680)	12.14%

Amenity Center Operations:

Pool Service Contract & Janitorial Services	20,500	3,714	7,241	(13,259)	35.32%
Amenity Maintenance & Repair	13,000	195	1,106	(11,894)	8.51%
Pool Permit	250	-	-	(250)	0.00%
Amenity Management	2,000	1,855	5,611	3,611	280.56%
Amenity Center Internet	5,500	342	1,027	(4,473)	18.68%
Amenity Center Pest Control	2,000	236	472	(1,528)	23.60%
Refuse Service	1,500	126	378	(1,122)	25.19%
Misc. Amenity Center Repairs & Maint. & Supplies	10,000	144	792	(9,208)	7.92%
Capital Improvements (Resident's Requests)	9,600	-	-	(9,600)	0.00%
Total Amenity Center Operations	64,350	6,612	16,626	(47,724)	25.84%

Total Expenditures:

551,015	30,291	113,645	(437,370)	20.62%
----------------	---------------	----------------	------------------	---------------

Other Financing Sources (Uses):

Transfers In

Transfers Out

Total Other Financing Sources (Uses)

-	-
---	---

Excess Revenue Over (Under) Expenditures

125,917	131,321
----------------	----------------

Fund Balance - Beginning

15,370

Fund Balance - Ending\$ 146,691

Parkland Preserve CDD
Debt Service 2019A
Statement of Revenues, Expenditures & Changes in Fund Balance
For the Period of October 1, 2023 to December 31, 2023

	<u>FY2024 Adopted Budget</u>	<u>Current Month</u>	<u>Actual Year-to-Date</u>	<u>Variance</u>	<u>% of Budget</u>
Revenue:					
Special Assessments - On-Roll	\$ 712,381	\$ 201,922	\$ 314,465	\$ (397,916)	44.14%
Excess Assessments		-	-	-	0.00%
Prepayment Income		-	-	-	0.00%
Interest		4,377	15,506	15,506	5457.00%
Total Revenue	<u>712,381</u>	<u>206,300</u>	<u>329,971</u>	<u>(382,410)</u>	<u>46.32%</u>
Expenditures:					
Debt Service Payments:					
Interest Expense					
May 1, 2024	266,663	-	-	(266,663)	0.00%
November 1, 2023	262,725	-	266,663	3,938	101.50%
Principal Retirement					
May 1, 2024	175,000	-	-	(175,000)	0.00%
Prepayment					
November 1, 2023	-	-	5,000	5,000	0.00%
Total Expenditures:	<u>704,388</u>	<u>-</u>	<u>271,663</u>	<u>(432,726)</u>	<u>38.57%</u>
Other Financing Sources (Uses):					
Transfers In		-	-		
Transfers Out		-	-		
Total Other Financing Sources (Uses)		<u>-</u>	<u>-</u>		
Excess Revenue Over (Under) Expenditures	<u>7,993</u>	<u>206,300</u>	<u>58,309</u>		
Fund Balance - Beginning			1,299,247		
Fund Balance - Ending			<u>\$ 1,357,556</u>		

Parkland Preserve CDD
Debt Service 2019B
Statement of Revenues, Expenditures & Changes in Fund Balance
For the Period of October 1, 2023 to December 31, 2023

	<u>FY2024 Adopted Budget</u>	<u>Current Month</u>	<u>Actual Year-to-Date</u>	<u>Variance</u>	<u>% of Budget</u>
Revenue:					
Special Assessments - On-Roll	\$ -	\$ -	\$ -	\$ -	0.00%
Excess Assessments	-	-	-	-	0.00%
Prepayment Income	-	-	-	-	0.00%
Interest	-	28	84	84	2700.00%
Total Revenue	<u>-</u>	<u>28</u>	<u>84</u>	<u>84</u>	<u>0.00%</u>
Expenditures:					
Debt Service Payments:					
Interest Expense					
May 1, 2024	-	-	-	-	0.00%
November 1, 2024	-	-	-	-	0.00%
Principal Retirement					
May 1, 2024	-	-	-	-	0.00%
Total Expenditures:	<u>-</u>	<u>-</u>	<u>-</u>	<u>-</u>	<u>0.00%</u>
Other Financing Sources (Uses):					
Transfers In		-	-		
Transfers Out		-	-		
Total Other Financing Sources (Uses)		<u>-</u>	<u>-</u>		
Excess Revenue Over (Under) Expenditures	<u>-</u>	<u>28</u>	<u>84</u>		
Fund Balance - Beginning			6,520		
Fund Balance - Ending			<u>\$ 6,604</u>		

Parkland Preserve CDD
Debt Service 2019B
Statement of Revenues, Expenditures & Changes in Fund Balance
For the Period of October 1, 2023 to December 31, 2023

	Actual Year-to-Date
Revenue:	
Bond Proceeds	\$ -
Miscellaneous Revenue	-
Interest	-
Total Revenue	-
Expenditures:	
Funding Requests	-
Environmental Mitigation & Pond Maintenance	-
Requisition Expenses	-
Retainage Expense	-
Total Expenditures:	-
Other Financing Sources (Uses):	
Transfers In	-
Transfers Out	-
Total Other Financing Sources (Uses)	-
Excess Revenue Over (Under) Expenditures	-
Fund Balance - Beginning	6,362
Fund Balance - Ending	\$ 6,362

**Parkland Preserve CDD
Check Register
FY2024**

Date	Check #	Payee	Transaction	Deposit	Disbursement	Balance
9/30/2023		Balance				\$ 72,826.97
10/01/2023	1001ACH1	Waste Pro - Palm Coast	Solid waste service		125.94	72,701.03
10/02/2023	1472	Egis Insurance and Risk Advisors	FY Insurance Policy# 100123362 10/01/23-10/01/24		24,003.00	48,698.03
10/03/2023	1473	Cynthia Klein	BOS Meeting 9/25/23		200.00	48,498.03
10/03/2023	100192	Alliance Realty and Mangement	Invoice: 10012023 (Reference: Gate Management.) Invoice: 9292023 (Reference: Gate Management.)		500.00	47,998.03
10/03/2023	100193	Charles Aquatics, Inc	Invoice: 49172 (Reference: Monthly Aquatic Management Services for 6 ponds.)		1,025.00	46,973.03
10/03/2023	100194	First Coast Contract Maintenance Services	Invoice: 8014 (Reference: Monthly replacement of A/C filters.)		25.00	46,948.03
10/03/2023	100195	Yellowstone Landscape	Invoice: STAUG 596943 (Reference: Pine Tree Felling.) Invoice: STAUG 596942 (Reference: Pine ...		1,250.00	45,698.03
10/03/2023	100196	Vesta District Services	Invoice: 412418 (Reference: Billable Expenses - Jul 2023.)		1,997.10	43,700.93
10/03/2023	100197	Integrated Access Solutions LLC	Invoice: 0003960 (Reference: Repair Existing Gate Post.)		989.00	42,711.93
10/03/2023			Deposit	18.37		42,730.30
10/10/2023			Deposit	950.00		43,680.30
10/10/2023			Deposit	10,028.50		53,708.80
10/11/2023	100198	Dibartolomeo, McBee, Hartley & Barnes	Invoice: 90093307 (Reference: Audit FYE 09/30/2022.)		2,950.00	50,758.80
10/11/2023	100199	Yellowstone Landscape	Invoice: STAUG 578580 (Reference: Erosion Repair on Lake Banks and Irrigation Repair.)		10,572.51	40,186.29
10/12/2023	100200	Orkin	Invoice: 100323-9291 (Reference: Monthly Pest Control.)		117.99	40,068.30
10/12/2023	100201	Hi-Tech System Associates, Inc.	Invoice: 392926 (Reference: Remote Security: 10/2023.)		279.85	39,788.45
10/13/2023	100202	DoorKing, Inc.	Invoice: 2114975 (Reference: DoorKing Service 9/25/2023-10/11/2023.)		53.95	39,734.50
10/17/2023			Deposit	2,650.00		42,384.50
10/18/2023	ACH101823	AT&T	Internet 09/28-10/27		149.80	42,234.70
10/18/2023	100203	ECS Florida, LLC	Invoice: 1107175 (Reference: Geotechnical Services.)		2,650.00	39,584.70
10/18/2023	101823ACH1	Florida Power & Light	100 Parkland Trail - Sep 7, 2023 to Oct 6, 2023		835.04	38,749.66
10/19/2023	ACH101923	St. Johns County Utility Department	835 Parkland Trl - 8/19/23 to 9/16/23		350.51	38,399.15
10/23/2023	100204	Gannett Florida LocalIQ	Invoice: 0005909958 (Reference: Legal Advertising.)		163.20	38,235.95
10/24/2023	1024ACH1	AT&T	Internet 10/02-11/01		192.60	38,043.35
10/25/2023	100205	Contact One	Invoice: 231001170101 (Reference: Usage Period 9/20/23 - 10/19/23.)		115.20	37,928.15
10/25/2023	100206	First Coast Contract Maintenance Services	Invoice: 8046 (Reference: Replacement of gym drinking fountain filter.)		55.00	37,873.15
10/25/2023	102523ACH1	Florida Power & Light	795 Parkland Trail, #IRR Sep 13, 2023 to Oct 13, 2023		28.25	37,844.90
10/25/2023	102523ACH2	Florida Power & Light	Sep 13, 2023 to Oct 13, 2023		993.48	36,851.42
10/25/2023	102523ACH3	Florida Power & Light	661 Parkland Trl #Fountain Sep 13, 2023 to Oct 13, 2023		476.13	36,375.29
10/25/2023	102523ACH4	Florida Power & Light	Sep 13, 2023 to Oct 13, 2023		33.88	36,341.41
10/27/2023			Deposit	7,778.79		44,120.20
10/29/2023			Interest	4.77		44,124.97
10/30/2023	1475	Cynthia Klein	BOS Meeting 10/23/23		200.00	43,924.97
10/31/2023				21,430.43	50,332.43	43,924.97
11/03/2023	1103ACH1	Waste Pro - Palm Coast	Solid waste service		125.94	43,799.03
11/06/2023	100207	First Coast Contract Maintenance Services	Invoice: 8064 (Reference: October 2023 Reimbursables.) Invoice: 8035 (Reference: Amenity serv...		4,146.06	39,652.97
11/06/2023	100208	Innersync	Invoice: 21659 (Reference: Innersync FY 2024 Website Hosting Fee.)		1,515.00	38,137.97
11/06/2023	100209	Yellowstone Landscape	Invoice: STAUG 598461 (Reference: Landscape Maintenance: 10/2023.) Invoice: STAUG 610424 (Ref...		7,995.00	30,142.97
11/08/2023			Deposit	200.00		30,342.97
11/08/2023	100210	Hi-Tech System Associates, Inc.	Invoice: 394624 (Reference: Remote security.)		279.85	30,063.12
11/08/2023	100211	Kutak Rock LLP	Invoice: 3282751 (Reference: District Counsel: 8/2023 Services.)		7,911.49	22,151.63
11/09/2023			Deposit	245.00		22,396.63
11/14/2023			Deposit	950.00		23,346.63
11/14/2023	1476	FLORIDA DEPT OF ECONOMIC OPPORTUNIT	FY 2023/2024 Special District Fee Invoice/Update Form		175.00	23,171.63
11/14/2023	100212	DoorKing, Inc.	Invoice: 2133719 (Reference: Remote Security: 10/12/2023-11/11/2023.)		53.95	23,117.68
11/15/2023			Deposit	7,796.25		30,913.93
11/16/2023	1477	St. Johns County Tax Collector	Postage for mailing taxes		109.85	30,804.08

11/16/2023	100213	ECS Florida, LLC	Invoice: 1115969 (Reference: Partial Invoice For Geotechnical Services.)	950.00	29,854.08
11/17/2023	ACH111723	AT&T	Internet 10/28-11/27	149.80	29,704.28
11/17/2023			Deposit	68,866.56	98,570.84
11/18/2023	ACH111823	St. Johns County Utility Department	835 Parkland Trl - 9/19/23 to 10/19/23	358.61	98,212.23
11/20/2023	1120ACH1	Florida Power & Light	100 Parkland Trail - Oct 6, 2023 to Nov 6, 2023	742.47	97,469.76
11/22/2023	100214	Charles Aquatics, Inc	Invoice: 49406 (Reference: Pond maintenance-:11/2023.) Invoice: 49492 (Reference: Replaced 4 ...	1,305.00	96,164.76
11/22/2023	100215	Contact One	Invoice: 231101170101 (Reference: Receptionist Services: 12/1/2023-12/31/2023.)	179.60	95,985.16
11/22/2023	100216	First Coast Contract Maintenance Services	Invoice: 8115 (Reference: Reimbursables.)	434.24	95,550.92
11/22/2023	100217	Kimley Horn	Invoice: 25736907 (Reference: Professional Services.) Invoice: 25736953 (Reference: Professio...	23,316.12	72,234.80
11/22/2023	100218	Orkin	Invoice: 111323-9291 (Reference: Pest Control: 11/13/2023.)	117.99	72,116.81
11/22/2023	100219	Vesta Property Services Inc	Invoice: 414347 (Reference: Amenity Management.) Invoice: 414434 (Reference: Amenity Manageme...	3,605.84	68,510.97
11/22/2023	100220	Kutak Rock LLP	Invoice: 3296854 (Reference: General Counsel.)	6,397.78	62,113.19
11/22/2023	100221	Vesta District Services	Invoice: 413521 (Reference: Monthly contracted management fees.) Invoice: 413522 (Reference: ...	14,857.90	47,255.29
11/24/2023	ACH112423	AT&T	Internet 11/02-12/01	192.60	47,062.69
11/24/2023			Deposit	115,132.51	162,195.20
11/27/2023	100222	Kutak Rock LLP	Invoice: 3310500 (Reference: Legal Services for 10/2023.)	1,633.99	160,561.21
11/28/2023	1128ACH1	Florida Power & Light	795 Parkland Trail, #IRR Oct 13, 2023 to Nov 13, 2023	28.25	160,532.96
11/28/2023	1128ACH2	Florida Power & Light	Oct 13, 2023 to Nov 13, 2023	34.79	160,498.17
11/28/2023	1128ACH3	Florida Power & Light	661 Parkland Trl #Fountain Oct 13, 2023 to Nov 13, 2023	491.87	160,006.30
11/28/2023	1128ACH4	Florida Power & Light	Oct 13, 2023 to Nov 13, 2023	993.48	159,012.82
11/30/2023			Deposit	300.00	159,312.82
11/30/2023			Interest	7.81	159,320.63
11/30/2023				193,498.13	78,102.47
					159,320.63
12/01/2023	100223	Yellowstone Landscape	Invoice: STAUG 626906 (Reference: Landscape Maintenance: 12/2023.)	3,997.50	155,323.13
12/04/2023	100224	Charles Aquatics, Inc	Invoice: 49626 (Reference: Pond Maintenance: 12/2023.)	1,025.00	154,298.13
12/04/2023	100225	Hi-Tech System Associates, Inc.	Invoice: 396260 (Reference: Remote Security: 12/2023.)	279.85	154,018.28
12/05/2023	100226	Yellowstone Landscape	Invoice: STAUG 630657 (Reference: Landscape Maintenance.)	940.25	153,078.03
12/05/2023	1205ACH1	Waste Pro - Palm Coast	Solid waste service	125.94	152,952.09
12/11/2023	100227	Orkin	Invoice: 121123-9291 (Reference: Monthly Pest Control.)	117.99	152,834.10
12/12/2023	100228	ECS Florida, LLC	Invoice: 1125423 (Reference: Evaluation Services.)	300.00	152,534.10
12/13/2023	100229	Vesta District Services	Invoice: 415872 (Reference: District Management: 12/2023.)	2,795.84	149,738.26
12/14/2023	1478	LLS Tax Solutions Inc.	Arbitrage Services	2,600.00	147,138.26
12/14/2023	100230	DoorKing, Inc.	Invoice: 2152510 (Reference: Remote Security 11/12/2023-12/11/2023.)	53.95	147,084.31
12/14/2023	100231	Kimley Horn	Invoice: 045496000-1023 (Reference: District Engineer Services: 8/2023-10/2023.)	9,293.63	137,790.68
12/14/2023	100232	Vesta Property Services Inc	Invoice: 415299 (Reference: Amenity Management.) Invoice: 415890 (Reference: Pressure Washing...	6,203.83	131,586.85
12/14/2023	100233	Yellowstone Landscape	Invoice: STAUG 635075 (Reference: Bush Hog of Pond #6.) Invoice: STAUG 635076 (Reference: Tre...	2,190.00	129,396.85
12/15/2023	1479	LLS Tax Solutions Inc.	Arbitrage Services	650.00	128,746.85
12/15/2023	100234	Vesta District Services	Invoice: 415816 (Reference: TV Remote Control.)	9.88	128,736.97
12/18/2023			Deposit	172,166.40	300,903.37
12/19/2023	ACH121923	St. Johns County Utility Department	835 Parkland Trl -1019//23 to 11/16/23	333.58	300,569.79
12/19/2023	ACH121923	AT&T	Internet 11/28-12/27	149.80	300,419.99
12/19/2023	100235	Kimley Horn	Invoice: 045496000-1123 (Reference: District Engineer: 11/2023.)	2,064.08	298,355.91
12/19/2023	100236	Orkin	Invoice: 253537173 (Reference: Pest Control: 12/18/2023.)	117.99	298,237.92
12/19/2023	100237	Yellowstone Landscape	Invoice: STAUG 635569 (Reference: Irrigation Repairs.)	733.00	297,504.92
12/19/2023	100238	Vesta District Services	Invoice: 415872B ()	137.49	297,367.43
12/19/2023	100239	Atlantic Pipe Services, LLC	Invoice: 12904 (Reference: Storm drain clean out.)	4,185.00	293,182.43
12/19/2023	1219ACH1	Florida Power & Light	100 Parkland Trail - Nov 6, 2023 to Dec 5, 2023	774.99	292,407.44
12/21/2023	100240	Contact One	Invoice: 231201170101 (Reference: 11/20/2023 - 12/19/2023.)	176.80	292,230.64
12/22/2023			Deposit	185,939.71	478,170.35
12/26/2023	100241	First Coast Contract Maintenance Services	Invoice: 8258 (Reference: Reimbursables.)	685.37	477,484.98
12/27/2023	1227ACH1	AT&T	Internet 12/02-01/01	192.60	477,292.38
12/28/2023	1228ACH1	Florida Power & Light	Nov 13, 2023 to Dec 12, 2023	993.48	476,298.90
12/28/2023	1228ACH2	Florida Power & Light	661 Parkland Trl #Fountain Nov 13, 2023 to Dec 12, 2023	487.14	475,811.76
12/28/2023	1228ACH3	Florida Power & Light	Nov 13, 2023 to Dec 12, 2023	34.67	475,777.09
12/28/2023	1228ACH4	Florida Power & Light	795 Parkland Trail, #IRR Nov 13, 2023 to Dec 12, 2023	32.49	475,744.60

12/28/2023	100242	Kutak Rock LLP	Invoice: 3328490 (Reference: Legal Services: 11/2023.)	2,192.50	473,552.10
12/29/2023	1481	NGMB Properties, LLC.	Repayment of Loan for Deficit Funding	34,281.25	439,270.85
12/29/2023			Interest	24.88	439,295.73
12/31/2023				358,130.99	78,155.89
					439,295.73

EXHIBIT 5

Parkland Preserve Community Development District

Financial Statements
Unaudited

Period Ending
January 31, 2024

Parkland Preserve CDD

Balance Sheet

January 31, 2024

	<u>General Fund</u>	<u>2019A</u>	<u>2019B</u>	<u>2019A Acquisition & Construction</u>	<u>Totals</u>
Assets:					
Cash	\$ 919,654	-	-	1,648	\$ 921,302
General Sub-account	-	-	6	-	6
Revenue	-	245,917	447	-	246,364
Sinking Fund	-	35,386	-	-	35,386
Capitalized Interest	-	-	-	-	-
Debt Service Reserve	-	766,100	3,780	-	769,880
Interest Account	-	228	54	-	282
Prepayment Account	-	4	549	-	553
Bond Redemption	-	-	1,797	-	1,797
Acquisition & Construction	-	-	-	-	-
Accounts Receivable	-	-	-	-	-
On-Roll Assessments Receivable	88,618	114,570	-	-	203,187
Excess Fees Received	-	-	-	-	-
Due From Other Funds	-	597,811	-	-	597,811
Prepaid	4,367	-	-	-	4,367
Deposits	3,900	-	-	-	3,900
Total Assets	\$ 1,016,539	1,760,016	6,633	1,648	\$ 2,784,836
Liabilities:					
Accounts Payable	527	-	-	-	527
Due to Other Funds	597,811	-	-	-	597,811
Due to Developer	(14,653)	-	-	-	(14,653)
Deferred On-Roll Assessments	88,618	114,570	-	-	203,187
Retainage Payable	-	-	-	-	-
Total Liabilities	\$ 672,303	114,570	-	-	\$ 786,873
Fund Balance:					
Non-Spendable:					
Deposits & Prepaid	8,267	-	-	-	8,267
Restricted for:					
Debt Service	-	1,645,447	6,633	-	1,652,079
Capital Projects	-	-	-	1,648	1,648
Unassigned	335,969	-	-	-	335,969
Total Fund Balance	\$ 344,236	1,645,447	6,633	1,648	\$ 1,997,963
Total Liabilities & Fund Balance	\$ 1,016,539	1,760,016	6,633	1,648	\$ 2,784,836

Parkland Preserve CDD
General Fund
Statement of Revenues, Expenditures & Changes in Fund Balance
For the Period of October 1, 2023 to January 31, 2024

	FY2024 Adopted Budget	Current Month	Actual Year-to-Date	Variance	% of Budget
Revenue:					
Special Assessments - On-Roll	\$ 551,015	\$ 219,164	\$ 462,397	\$ (88,618)	83.92%
Excess Assessments		-	-	-	0.00%
Miscellaneous Revenue		325	2,020	2,020	950.00%
Interest		67	105	105	0.00%
Total Revenue	551,015	219,556	464,522	(86,493)	84.30%
Expenditures:					
General Administrative:					
Supervisors Compensation	12,000	-	200	(11,800)	1.67%
Management Consulting Services	33,000	2,750	11,000	(22,000)	33.33%
Administrative Services	1,650	46	458	(1,192)	27.78%
Bank Fees	150	-	-	(150)	0.00%
Miscellaneous, Allowance, Contingency	1,500	-	110	(1,390)	7.32%
Auditing Services	3,150	-	-	(3,150)	0.00%
Regulatory Permit Fees	175	-	175	-	100.00%
Legal Advertisements	2,500	-	192	(2,308)	7.67%
Engineering Services	50,000	-	11,358	(38,642)	22.72%
Legal Services	30,000	656	4,483	(25,517)	14.94%
Website Hosting	2,220	138	1,790	(430)	80.63%
Total General Administrative	136,345	3,589	29,765	(106,580)	21.83%
Insurance:					
Property, General Liability, Prof.	38,000	-	24,003	(13,997)	63.17%
Total Insurance	38,000	-	24,003	(13,997)	63.17%
Debt Administration:					
Dissemination Agent	8,000	-	8,000	-	100.00%
Trustee Fees	6,550	-	-	(6,550)	0.00%
Arbitrage	4,500	-	3,250	(1,250)	72.22%
Total Debt Administration	19,050	-	11,250	(7,800)	59.06%
Physical Environment:					
Field Manager	15,900	1,245	2,491	(13,410)	15.66%
Electricity (Irrigation & Pond Pumps)	15,500	532	2,076	(13,424)	13.39%
Streetpole Lighting	20,500	1,662	7,098	(13,402)	34.63%
Water (County)	10,000	284	1,305	(8,695)	13.05%
Landscaping Maintenance	60,000	5,588	20,710	(39,290)	34.52%
Landscape Replenishment	5,500	-	-	(5,500)	0.00%
Irrigation Maintenance	5,000	-	733	(4,267)	14.66%
Stormwater Drainage/Stormwater Bank Repair	20,000	-	-	(20,000)	0.00%
Environmental Mitigation & Pond Maintenance	17,000	1,025	4,380	(12,620)	25.76%
Remote Security	4,210	478	1,480	(2,730)	35.14%
Gate Management	1,260	105	435	(825)	34.52%
Gate Access Cards	6,400	-	-	(6,400)	0.00%
Receptionist/Call Boxes	2,000	-	472	(1,528)	23.58%
Field Contingency	110,000	-	5,435	(104,565)	4.94%
Total Physical Environment	293,270	10,919	46,614	(246,656)	15.89%

Amenity Center Operations:

Pool Service Contract & Janitorial Services	20,500	3,018	10,259	(10,241)	50.04%
Amenity Maintenance & Repair	13,000	203	1,308	(11,692)	10.06%
Pool Permit	250	-	-	(250)	0.00%
Amenity Management	2,000	1,750	7,257	5,257	362.83%
Amenity Center Internet	5,500	193	1,220	(4,280)	22.18%
Amenity Center Pest Control	2,000	118	590	(1,410)	29.50%
Refuse Service	1,500	126	504	(996)	33.58%
Misc. Amenity Center Repairs & Maint. & Supplies	10,000	1,871	2,887	(7,113)	28.87%
Capital Improvements (Resident's Requests)	9,600	-	-	(9,600)	0.00%
Total Amenity Center Operations	64,350	7,278	24,024	(40,326)	37.33%

Total Expenditures:

551,015	21,786	135,657	(415,358)	24.62%
----------------	---------------	----------------	------------------	---------------

Other Financing Sources (Uses):

Transfers In
Transfers Out

Total Other Financing Sources (Uses)

-	-
---	---

Excess Revenue Over (Under) Expenditures

197,770	328,865
----------------	----------------

Fund Balance - Beginning

15,370

Fund Balance - Ending

\$ 344,236

Parkland Preserve CDD
Debt Service 2019A
Statement of Revenues, Expenditures & Changes in Fund Balance
For the Period of October 1, 2023 to January 31, 2024

	<u>FY2024 Adopted Budget</u>	<u>Current Month</u>	<u>Actual Year-to-Date</u>	<u>Variance</u>	<u>% of Budget</u>
Revenue:					
Special Assessments - On-Roll	\$ 712,381	\$ 283,346	\$ 597,811	\$ (114,570)	83.92%
Excess Assessments		-	-	-	0.00%
Prepayment Income		-	-	-	0.00%
Interest		4,544	20,051	20,051	5457.00%
Total Revenue	<u>712,381</u>	<u>287,891</u>	<u>617,862</u>	<u>(94,519)</u>	<u>86.73%</u>
Expenditures:					
Debt Service Payments:					
Interest Expense					
May 1, 2024	266,663	-	-	(266,663)	0.00%
November 1, 2023	262,725	-	266,663	3,938	101.50%
Principal Retirement					
May 1, 2024	175,000	-	-	(175,000)	0.00%
Prepayment					
November 1, 2023	-	-	5,000	5,000	0.00%
Total Expenditures:	<u>704,388</u>	<u>-</u>	<u>271,663</u>	<u>(432,726)</u>	<u>38.57%</u>
Other Financing Sources (Uses):					
Transfers In		-	-		
Transfers Out		-	-		
Total Other Financing Sources (Uses)		<u>-</u>	<u>-</u>		
Excess Revenue Over (Under) Expenditures	<u>7,993</u>	<u>287,891</u>	<u>346,199</u>		
Fund Balance - Beginning			1,299,247		
Fund Balance - Ending			<u>\$ 1,645,447</u>		

Parkland Preserve CDD
Debt Service 2019B
Statement of Revenues, Expenditures & Changes in Fund Balance
For the Period of October 1, 2023 to January 31, 2024

	<u>FY2024 Adopted Budget</u>	<u>Current Month</u>	<u>Actual Year-to-Date</u>	<u>Variance</u>	<u>% of Budget</u>
Revenue:					
Special Assessments - On-Roll	\$ -	\$ -	\$ -	\$ -	0.00%
Excess Assessments	-	-	-	-	0.00%
Prepayment Income	-	-	-	-	0.00%
Interest	-	29	113	113	2700.00%
Total Revenue	<u>-</u>	<u>29</u>	<u>113</u>	<u>113</u>	<u>0.00%</u>
Expenditures:					
Debt Service Payments:					
Interest Expense					
May 1, 2024	-	-	-	-	0.00%
November 1, 2024	-	-	-	-	0.00%
Principal Retirement					
May 1, 2024	-	-	-	-	0.00%
Total Expenditures:	<u>-</u>	<u>-</u>	<u>-</u>	<u>-</u>	<u>0.00%</u>
Other Financing Sources (Uses):					
Transfers In		-	-		
Transfers Out		-	-		
Total Other Financing Sources (Uses)		<u>-</u>	<u>-</u>		
Excess Revenue Over (Under) Expenditures	<u>-</u>	<u>29</u>	<u>113</u>		
Fund Balance - Beginning			6,520		
Fund Balance - Ending			<u>\$ 6,633</u>		

Parkland Preserve CDD
Debt Service 2019B
Statement of Revenues, Expenditures & Changes in Fund Balance
For the Period of October 1, 2023 to January 31, 2024

	Actual Year-to-Date
Revenue:	
Bond Proceeds	\$ -
Miscellaneous Revenue	-
Interest	-
Total Revenue	-
Expenditures:	
Funding Requests	-
Environmental Mitigation & Pond Maintenance	4,714
Requisition Expenses	-
Retainage Expense	-
Total Expenditures:	4,714
Other Financing Sources (Uses):	
Transfers In	-
Transfers Out	-
Total Other Financing Sources (Uses)	-
Excess Revenue Over (Under) Expenditures	(4,714)
Fund Balance - Beginning	6,362
Fund Balance - Ending	\$ 1,648

**Parkland Preserve CDD
Check Register
FY2024**

Date	Check #	Payee	Transaction	Deposit	Disbursement	Balance
9/30/2023		Balance				\$ 72,826.97
10/01/2023	1001ACH1	Waste Pro - Palm Coast	Solid waste service		125.94	72,701.03
10/02/2023	1472	Egis Insurance and Risk Advisors	FY Insurance Policy# 100123362 10/01/23-10/01/24		24,003.00	48,698.03
10/03/2023	1473	Cynthia Klein	BOS Meeting 9/25/23		200.00	48,498.03
10/03/2023	100192	Alliance Realty and Mangement	Invoice: 10012023 (Reference: Gate Management.) Invoice: 9292023 (Reference: Gate Management.)		500.00	47,998.03
10/03/2023	100193	Charles Aquatics, Inc	Invoice: 49172 (Reference: Monthly Aquatic Management Services for 6 ponds.)		1,025.00	46,973.03
10/03/2023	100194	First Coast Contract Maintenance Services	Invoice: 8014 (Reference: Monthly replacement of A/C filters.)		25.00	46,948.03
10/03/2023	100195	Yellowstone Landscape	Invoice: STAUG 596943 (Reference: Pine Tree Felling.) Invoice: STAUG 596942 (Reference: Pine ...		1,250.00	45,698.03
10/03/2023	100196	Vesta District Services	Invoice: 412418 (Reference: Billable Expenses - Jul 2023.)		1,997.10	43,700.93
10/03/2023	100197	Integrated Access Solutions LLC	Invoice: 0003960 (Reference: Repair Existing Gate Post.)		989.00	42,711.93
10/03/2023			Deposit	18.37		42,730.30
10/10/2023			Deposit	950.00		43,680.30
10/10/2023			Deposit	10,028.50		53,708.80
10/11/2023	100198	Dibartolomeo, McBee, Hartley & Barnes	Invoice: 90093307 (Reference: Audit FYE 09/30/2022.)		2,950.00	50,758.80
10/11/2023	100199	Yellowstone Landscape	Invoice: STAUG 578580 (Reference: Erosion Repair on Lake Banks and Irrigation Repair.)		10,572.51	40,186.29
10/12/2023	100200	Orkin	Invoice: 100323-9291 (Reference: Monthly Pest Control.)		117.99	40,068.30
10/12/2023	100201	Hi-Tech System Associates, Inc.	Invoice: 392926 (Reference: Remote Security: 10/2023.)		279.85	39,788.45
10/13/2023	100202	DoorKing, Inc.	Invoice: 2114975 (Reference: DoorKing Service 9/25/2023-10/11/2023.)		53.95	39,734.50
10/17/2023			Deposit	2,650.00		42,384.50
10/18/2023	ACH101823	AT&T	Internet 09/28-10/27		149.80	42,234.70
10/18/2023	100203	ECS Florida, LLC	Invoice: 1107175 (Reference: Geotechnical Services.)		2,650.00	39,584.70
10/18/2023	101823ACH1	Florida Power & Light	100 Parkland Trail - Sep 7, 2023 to Oct 6, 2023		835.04	38,749.66
10/19/2023	ACH101923	St. Johns County Utility Department	835 Parkland Trl - 8/19/23 to 9/16/23		350.51	38,399.15
10/23/2023	100204	Gannett Florida LocalIQ	Invoice: 0005909958 (Reference: Legal Advertising.)		163.20	38,235.95
10/24/2023	1024ACH1	AT&T	Internet 10/02-11/01		192.60	38,043.35
10/25/2023	100205	Contact One	Invoice: 231001170101 (Reference: Usage Period 9/20/23 - 10/19/23.)		115.20	37,928.15
10/25/2023	100206	First Coast Contract Maintenance Services	Invoice: 8046 (Reference: Replacement of gym drinking fountain filter.)		55.00	37,873.15
10/25/2023	102523ACH1	Florida Power & Light	795 Parkland Trail, #IRR Sep 13, 2023 to Oct 13, 2023		28.25	37,844.90
10/25/2023	102523ACH2	Florida Power & Light	Sep 13, 2023 to Oct 13, 2023		993.48	36,851.42
10/25/2023	102523ACH3	Florida Power & Light	661 Parkland Trl #Fountain Sep 13, 2023 to Oct 13, 2023		476.13	36,375.29
10/25/2023	102523ACH4	Florida Power & Light	Sep 13, 2023 to Oct 13, 2023		33.88	36,341.41
10/27/2023			Deposit	7,778.79		44,120.20
10/29/2023			Interest	4.77		44,124.97
10/30/2023	1475	Cynthia Klein	BOS Meeting 10/23/23		200.00	43,924.97
10/31/2023				21,430.43	50,332.43	43,924.97
11/03/2023	1103ACH1	Waste Pro - Palm Coast	Solid waste service		125.94	43,799.03
11/06/2023	100207	First Coast Contract Maintenance Services	Invoice: 8064 (Reference: October 2023 Reimbursables.) Invoice: 8035 (Reference: Amenity serv...		4,146.06	39,652.97
11/06/2023	100208	Innersync	Invoice: 21659 (Reference: Innersync FY 2024 Website Hosting Fee.)		1,515.00	38,137.97
11/06/2023	100209	Yellowstone Landscape	Invoice: STAUG 598461 (Reference: Landscape Maintenance: 10/2023.) Invoice: STAUG 610424 (Ref...		7,995.00	30,142.97
11/08/2023			Deposit	200.00		30,342.97
11/08/2023	100210	Hi-Tech System Associates, Inc.	Invoice: 394624 (Reference: Remote security.)		279.85	30,063.12
11/08/2023	100211	Kutak Rock LLP	Invoice: 3282751 (Reference: District Counsel: 8/2023 Services.)		7,911.49	22,151.63
11/09/2023			Deposit	245.00		22,396.63
11/14/2023			Deposit	950.00		23,346.63
11/14/2023	1476	FLORIDA DEPT OF ECONOMIC OPPORTUNIT	FY 2023/2024 Special District Fee Invoice/Update Form		175.00	23,171.63
11/14/2023	100212	DoorKing, Inc.	Invoice: 2133719 (Reference: Remote Security: 10/12/2023-11/11/2023.)		53.95	23,117.68
11/15/2023			Deposit	7,796.25		30,913.93
11/16/2023	1477	St. Johns County Tax Collector	Postage for mailing taxes		109.85	30,804.08

11/16/2023	100213	ECS Florida, LLC	Invoice: 1115969 (Reference: Partial Invoice For Geotechnical Services.)	950.00	29,854.08
11/17/2023	ACH111723	AT&T	Internet 10/28-11/27	149.80	29,704.28
11/17/2023			Deposit	68,866.56	98,570.84
11/18/2023	ACH111823	St. Johns County Utility Department	835 Parkland Trl - 9/19/23 to 10/19/23	358.61	98,212.23
11/20/2023	1120ACH1	Florida Power & Light	100 Parkland Trail - Oct 6, 2023 to Nov 6, 2023	742.47	97,469.76
11/22/2023	100214	Charles Aquatics, Inc	Invoice: 49406 (Reference: Pond maintenance-:11/2023.) Invoice: 49492 (Reference: Replaced 4 ...	1,305.00	96,164.76
11/22/2023	100215	Contact One	Invoice: 231101170101 (Reference: Receptionist Services: 12/1/2023-12/31/2023.)	179.60	95,985.16
11/22/2023	100216	First Coast Contract Maintenance Services	Invoice: 8115 (Reference: Reimbursables.)	434.24	95,550.92
11/22/2023	100217	Kimley Horn	Invoice: 25736907 (Reference: Professional Services.) Invoice: 25736953 (Reference: Professio...	23,316.12	72,234.80
11/22/2023	100218	Orkin	Invoice: 111323-9291 (Reference: Pest Control: 11/13/2023.)	117.99	72,116.81
11/22/2023	100219	Vesta Property Services Inc	Invoice: 414347 (Reference: Amenity Management.) Invoice: 414434 (Reference: Amenity Manageme...	3,605.84	68,510.97
11/22/2023	100220	Kutak Rock LLP	Invoice: 3296854 (Reference: General Counsel.)	6,397.78	62,113.19
11/22/2023	100221	Vesta District Services	Invoice: 413521 (Reference: Monthly contracted management fees.) Invoice: 413522 (Reference: ...	14,857.90	47,255.29
11/24/2023	ACH112423	AT&T	Internet 11/02-12/01	192.60	47,062.69
11/24/2023			Deposit	115,132.51	162,195.20
11/27/2023	100222	Kutak Rock LLP	Invoice: 3310500 (Reference: Legal Services for 10/2023.)	1,633.99	160,561.21
11/28/2023	1128ACH1	Florida Power & Light	795 Parkland Trail, #IRR Oct 13, 2023 to Nov 13, 2023	28.25	160,532.96
11/28/2023	1128ACH2	Florida Power & Light	Oct 13, 2023 to Nov 13, 2023	34.79	160,498.17
11/28/2023	1128ACH3	Florida Power & Light	661 Parkland Trl #Fountain Oct 13, 2023 to Nov 13, 2023	491.87	160,006.30
11/28/2023	1128ACH4	Florida Power & Light	Oct 13, 2023 to Nov 13, 2023	993.48	159,012.82
11/30/2023			Deposit	300.00	159,312.82
11/30/2023			Interest	7.81	159,320.63
11/30/2023				193,498.13	78,102.47
					159,320.63
12/01/2023	100223	Yellowstone Landscape	Invoice: STAUG 626906 (Reference: Landscape Maintenance: 12/2023.)	3,997.50	155,323.13
12/04/2023	100224	Charles Aquatics, Inc	Invoice: 49626 (Reference: Pond Maintenance: 12/2023.)	1,025.00	154,298.13
12/04/2023	100225	Hi-Tech System Associates, Inc.	Invoice: 396260 (Reference: Remote Security: 12/2023.)	279.85	154,018.28
12/05/2023	100226	Yellowstone Landscape	Invoice: STAUG 630657 (Reference: Landscape Maintenance.)	940.25	153,078.03
12/05/2023	1205ACH1	Waste Pro - Palm Coast	Solid waste service	125.94	152,952.09
12/11/2023	100227	Orkin	Invoice: 121123-9291 (Reference: Monthly Pest Control.)	117.99	152,834.10
12/12/2023	100228	ECS Florida, LLC	Invoice: 1125423 (Reference: Evaluation Services.)	300.00	152,534.10
12/13/2023	100229	Vesta District Services	Invoice: 415872 (Reference: District Management: 12/2023.)	2,795.84	149,738.26
12/14/2023	1478	LLS Tax Solutions Inc.	Arbitrage Services	2,600.00	147,138.26
12/14/2023	100230	DoorKing, Inc.	Invoice: 2152510 (Reference: Remote Security 11/12/2023-12/11/2023.)	53.95	147,084.31
12/14/2023	100231	Kimley Horn	Invoice: 045496000-1023 (Reference: District Engineer Services: 8/2023-10/2023.)	9,293.63	137,790.68
12/14/2023	100232	Vesta Property Services Inc	Invoice: 415299 (Reference: Amenity Management.) Invoice: 415890 (Reference: Pressure Washing...	6,203.83	131,586.85
12/14/2023	100233	Yellowstone Landscape	Invoice: STAUG 635075 (Reference: Bush Hog of Pond #6.) Invoice: STAUG 635076 (Reference: Tre...	2,190.00	129,396.85
12/15/2023	1479	LLS Tax Solutions Inc.	Arbitrage Services	650.00	128,746.85
12/15/2023	100234	Vesta District Services	Invoice: 415816 (Reference: TV Remote Control.)	9.88	128,736.97
12/18/2023			Deposit	172,166.40	300,903.37
12/19/2023	ACH121923	St. Johns County Utility Department	835 Parkland Trl -1019//23 to 11/16/23	333.58	300,569.79
12/19/2023	ACH121923	AT&T	Internet 11/28-12/27	149.80	300,419.99
12/19/2023	100235	Kimley Horn	Invoice: 045496000-1123 (Reference: District Engineer: 11/2023.)	2,064.08	298,355.91
12/19/2023	100236	Orkin	Invoice: 253537173 (Reference: Pest Control: 12/18/2023.)	117.99	298,237.92
12/19/2023	100237	Yellowstone Landscape	Invoice: STAUG 635569 (Reference: Irrigation Repairs.)	733.00	297,504.92
12/19/2023	100238	Vesta District Services	Invoice: 415872B ()	137.49	297,367.43
12/19/2023	100239	Atlantic Pipe Services, LLC	Invoice: 12904 (Reference: Storm drain clean out.)	4,185.00	293,182.43
12/19/2023	1219ACH1	Florida Power & Light	100 Parkland Trail - Nov 6, 2023 to Dec 5, 2023	774.99	292,407.44
12/21/2023	100240	Contact One	Invoice: 231201170101 (Reference: 11/20/2023 - 12/19/2023.)	176.80	292,230.64
12/22/2023			Deposit	185,939.71	478,170.35
12/26/2023	100241	First Coast Contract Maintenance Services	Invoice: 8258 (Reference: Reimbursables.)	685.37	477,484.98
12/27/2023	1227ACH1	AT&T	Internet 12/02-01/01	192.60	477,292.38
12/28/2023	1228ACH1	Florida Power & Light	Nov 13, 2023 to Dec 12, 2023	993.48	476,298.90
12/28/2023	1228ACH2	Florida Power & Light	661 Parkland Trl #Fountain Nov 13, 2023 to Dec 12, 2023	487.14	475,811.76
12/28/2023	1228ACH3	Florida Power & Light	Nov 13, 2023 to Dec 12, 2023	34.67	475,777.09
12/28/2023	1228ACH4	Florida Power & Light	795 Parkland Trail, #IRR Nov 13, 2023 to Dec 12, 2023	32.49	475,744.60

12/28/2023	100242	Kutak Rock LLP	Invoice: 3328490 (Reference: Legal Services: 11/2023.)	2,192.50	473,552.10
12/29/2023	1481	NGMB Properties, LLC.	Repayment of Loan for Deficit Funding	34,281.25	439,270.85
12/29/2023			Interest	24.88	439,295.73
12/31/2023				358,130.99	78,155.89
01/03/2024	100243	Charles Aquatics, Inc	Invoice: 49848 (Reference: Monthly Aquatic Management Services for 6 ponds.)	1,025.00	438,270.73
01/03/2024	100244	Yellowstone Landscape	Invoice: STAUG 638149 (Reference: Landscape Maintenance: 1/2024.)	3,997.50	434,273.23
01/04/2024	100245	Hi-Tech System Associates, Inc.	Invoice: 397869 (Reference: Remote Security.) Invoice: 71262 (Reference: Barcodes.)	404.85	433,868.38
01/05/2024	100246	Vesta Property Services Inc	Invoice: 416200 (Reference: Amenity Management Jan 2024.)	6,008.83	427,859.55
01/05/2024	100247	Vesta District Services	Invoice: 416290 (Reference: Monthly contracted management fees Jan 2024.)	2,933.33	424,926.22
01/10/2024	ACH011024	Waste Pro - Palm Coast	Solid waste service	125.94	424,800.28
01/10/2024			Deposit	499,282.56	924,082.84
01/12/2024	100248	Orkin	Invoice: 010824-9291 (Reference: Pest Control.)	117.99	923,964.85
01/12/2024	100249	Vesta Property Services Inc	Invoice: 416493 (Reference: Billable Expenses - December.)	264.19	923,700.66
01/12/2024	100250	Gannett Florida LocalIQ	Invoice: 0005985484 (Reference: Legal Ad for 10/2023 Board Meeting.) Invoice: 0006063606 (Ref...	191.76	923,508.90
01/12/2024			Deposit	3,227.52	926,736.42
01/16/2024	100251	First Place Fitness Equipment, Inc.	Invoice: WO-41394 (Reference: Service Treadmill.)	224.93	926,511.49
01/17/2024	ACH011724	AT&T	Internet 12/28-1/27/24	149.80	926,361.69
01/17/2024	0117ACH1	Florida Power & Light	100 Parkland Trail - Dec 5, 2023 to Jan 5, 2024	634.98	925,726.71
01/18/2024	ACH011824	St. Johns County Utility Department	835 Parkland Trl -11/9//23 to 12/17/23	328.67	925,398.04
01/18/2024	100252	DoorKing, Inc.	Invoice: 2171557 (Reference: 12/12/23 - 1/11/24.)	53.95	925,344.09
01/18/2024	100253	Vesta Property Services Inc	Invoice: 416633 (Reference: Cleaning and repair services.) Invoice: 416634 (Reference: Cleani...	877.50	924,466.59
01/18/2024	100254	First Place Fitness Equipment, Inc.	Invoice: 38895 (Reference: Inflight Fitness Incline Motor & MCB.)	860.00	923,606.59
01/23/2024	100255	Contact One	Invoice: 240101170101 (Reference: 12/20/2023 - 01/19/2024.)	144.40	923,462.19
01/23/2024	0123ACH1	Florida Power & Light	795 Parkland Trail, #IRR Dec 12, 2023 to Jan 11, 2024	28.94	923,433.25
01/23/2024	0123ACH2	Florida Power & Light	Dec 12, 2023 to Jan 11, 2024	34.76	923,398.49
01/23/2024	0123ACH3	Florida Power & Light	661 Parkland Trl #Fountain Dec 12, 2023 to Jan 11, 2024	502.91	922,895.58
01/23/2024	0123ACH4	Florida Power & Light	Dec 12, 2023 to Jan 11, 2024	992.40	921,903.18
01/24/2024	100256	Yellowstone Landscape	Invoice: STAUG 648272 (Reference: Tree Care Services.)	1,590.00	920,313.18
01/24/2024	100257	Kutak Rock LLP	Invoice: 3340646 (Reference: Legal Services: 12/2023.)	656.13	919,657.05
01/24/2024	0124ACH1	AT&T	Internet 1/02-02/01	192.60	919,464.45
01/25/2024	100258	Smith Electrical, Inc.	Invoice: 31202 (Reference: Service Call in Gym.)	202.50	919,261.95
01/26/2024			Deposit	325.00	919,586.95
01/29/2024			Interest	67.26	919,654.21
1/31/2024				502,902.34	22,543.86
					919,654.21

EXHIBIT 6

Exhibit A

PARKLAND PRESERVE COMMUNITY DEVELOPMENT DISTRICT *PARKING ENFORCEMENT RULE*

In accordance with Chapters 190 and 120, Florida Statutes, on February 26, 2024, at a duly noticed public meeting, the Board of Supervisors of the Parkland Preserve Community Development District (“District”) adopted the following rule to govern parking enforcement on District property (“Rule”). This Rule is in addition to, and exclusive of, various state laws and county regulations.

SECTION 1. INTRODUCTION. The District finds that any Vehicle, Vessel, or Trailer parked on the common areas that are located within the boundaries of the District (“District Property”) may cause hazards and danger to the health, safety and welfare of District residents and the public and its property. This Rule is intended to provide the District with the ability to remove Vehicles, Vessels, and Trailers Parked on District Property in violation of the provisions of this Rule.

SECTION 2. DEFINITIONS.

- A. *District Property.* Includes District-owned roadways, common areas, sidewalks located solely adjacent to District common areas and roadways, the grass strip between sidewalk and roadways located solely adjacent to District common areas, and pond banks.
- B. *Trailer.* Any non-motorized, mobile structure which normally uses wheels that is drawn by a Vehicle.
- C. *Vehicle.* Any mobile item which normally uses wheels, whether motorized or not, including, but not limited to, recreational vehicles, motor homes, buses, and trucks larger than a full-size pickup.
- D. *Vessel.* Every description of watercraft, barge, or airboat used or capable of being used as a means of transportation on water.
- E. *Park or Parked.* A Vehicle, Trailer or Vessel left unattended by its owner or user.

SECTION 3. ESTABLISHMENT OF NO PARKING ZONES. District Property is hereby declared a No Parking Zone from 11:00 p.m. until 6:00 a.m. seven (7) days a week. The No Parking Zone may be modified in the future by motion or resolution by the Board of Supervisors without further rulemaking proceedings.

SECTION 4. AMENITY CENTER PARKING. Vehicles, Trailers, and Vessels Parked in the amenity center parking lot must be parked within a demarcated parking space so that no portion is extended

into another space or into the travel portion of the roadway. This section shall be in effect 24 hours a day, 365 days per year. Overflow parking for guests and for parties and other social events, held at the Amenity Center, both private and community-sponsored, shall be restricted to the amenity center parking lot. All homeowners shall be mindful that residents using the amenity center need to have parking available on the Amenity Center parking lot. Vehicles may park overnight in the Amenity Center parking lot, provided that the vehicle in question has received a parking pass. A parking pass shall allow parking at the Amenity Center for no longer than 72 hours.

SECTION 5. DISTRICT PROPERTY PARKING PROVISIONS. Parking overnight on streets that are part of District Property is permissible, provided that the vehicle in question has received a parking pass. A parking pass shall allow parking on streets owned by the District for no longer than 72 hours. At no time may vehicles be Parked directly across from one another on the streets. At no time may vehicles be parked on the street within 15 feet of a fire hydrant or any fire protection appliance, within 20 feet of an intersection or a stop sign. Temporary placement of a vehicle used for moving into or out of Parkland Preserve may occur in the driveway or the street directly in front of the home being moved into or out of for a period not to exceed 72 hours. The stopping of Vehicles on the road or at the curb for pick-up of passengers shall be allowed for the limited, reasonable duration of time necessary. Temporary Parking for guests and family attending a party or social event at a home shall be allowed for the limited, reasonable duration of the event.

SECTION 6. PARKING ENFORCEMENT. Except where provided otherwise in this Rule, any Vehicles, Trailer, or Vessels Parked in a No Parking Zone are in violation of this Rule (“Unauthorized Vehicle”). The District’s Board of Supervisors is hereby authorized to enter into and maintain an agreement with a firm authorized to tow/remove Unauthorized Vehicles (“Towing Operator”) in accordance with Florida law, specifically the provisions set forth in section 715.07, *Florida Statutes*, and with the policies set forth herein. Unauthorized Vehicles shall be towed/removed at the owner’s sole expense by a Towing Operator. “Roam” towing shall not be permitted.

SECTION 7. TOWING/REMOVAL AND ENFORCEMENT PROCEDURES.

- A. SIGNAGE AND LANGUAGE REQUIREMENTS.** Notice of the No-Parking Zones shall be approved by the District’s Board of Supervisors and shall be placed in conspicuous locations on District property, in accordance with section 715.07, *Florida Statutes*, and any applicable requirements of St. Johns County.
- B. TOWING/REMOVAL AUTHORITY.** The District Manager, or his or her designee, shall have the independent authority to contact the Towing Operator and request the towing of an Unauthorized Vehicle in accordance with Florida law. Before calling the Towing Operator to tow an Unauthorized Vehicle, the District Manager, or his or her designee, shall issue two separate warnings to the owner of the Vehicle.

SECTION 8. RULE VIOLATIONS. Residents may contact the Towing Operator directly for any concerns of violations of this Rule.

SECTION 9. PARKING AT YOUR OWN RISK. Vehicles may be parked on District Property to the extent provided by this Rule, provided however that the District assumes no liability for any theft, vandalism and/ or damage that might occur to personal property and/or to such vehicles.

Effective date: _____, 2024

EXHIBIT 7

RESOLUTION 2024-01

A RESOLUTION OF THE BOARD OF SUPERVISORS OF THE PARKLAND PRESERVE COMMUNITY DEVELOPMENT DISTRICT ADOPTING RULES RELATING TO PARKING ENFORCEMENT; RATIFYING THE ACTIONS OF THE DISTRICT MANAGER TO PROVIDE NOTICE THEREOF; AND PROVIDING FOR SEVERABILITY AND AN EFFECTIVE DATE.

WHEREAS, the Parkland Preserve Community Development District (“**District**”) is a local unit of special-purpose government created and existing pursuant to Chapter 190, Florida Statutes, being situated in St. Johns County, Florida;

WHEREAS, the District owns and maintains certain common areas that are located within the boundaries of the District (“**District Property**”);

WHEREAS, unauthorized vehicles or vessels on District Property restrict the District’s vendors from performing their responsibilities and may pose a danger or cause a hazard to the health, safety, and welfare of District, its residents, its infrastructure, and the general public;

WHEREAS, the Board of Supervisors of the District (“**Board**”) is authorized by Sections 190.011(15) and 190.012(3), Florida Statutes, to establish a parking enforcement rule for District Property and to have vehicles or vessels towed from District Property, provided that the District follows the authorization and notice and procedural requirements in Section 715.07, Florida Statutes; and

WHEREAS, the District desires to adopt a *Parking Enforcement Rule* (“**Rule**”) in accordance with the provisions of Section 715.07, Florida Statutes; authorize the engagement of a towing operator to tow unauthorized vehicles or vessels; and provide for the operation and enforcement of the Rule as set forth herein;

WHEREAS, the Board scheduled the date of the public hearing for Parkland Preserve Amenity Center, 835 Parkland Trail, St. Augustine , Florida 32095, and the District Manager has caused the notice of the public hearing, with the date to be published in a newspaper of general circulation in St. Johns County, Florida, consistent with the requirements of the Act; and

WHEREAS, the Board finds that it is in the best interests of the District to adopt by resolution the Rule for immediate use and application.

NOW, THEREFORE, BE IT RESOLVED BY THE BOARD OF SUPERVISORS OF THE PARKLAND PRESERVE COMMUNITY DEVELOPMENT DISTRICT :

SECTION 1. The District Manager’s actions in setting the public hearing are hereby ratified.

SECTION 2. The District hereby adopts the Rule, attached hereto as **Exhibit A**.

SECTION 3. If any provision of this Resolution or the Rule is held to be illegal or invalid, the other provisions shall remain in full force and effect.

SECTION 4. This Resolution shall become effective upon its passage and shall remain in effect unless rescinded or repealed.

PASSED AND ADOPTED this 26th day of February, 2024.

ATTEST:

**PARKLAND PRESERVE
COMMUNITY DEVELOPMENT
DISTRICT**

Secretary/Assistant Secretary

Chairperson, Board of Supervisors

Exhibit A: Parking Enforcement Rule

EXHIBIT 8

RESOLUTION 2024-02

A RESOLUTION OF THE BOARD OF SUPERVISORS OF PARKLAND PRESERVE COMMUNITY DEVELOPMENT DISTRICT ADDING AN OFFICER OF THE DISTRICT, AND PROVIDING FOR AN EFFECTIVE DATE

WHEREAS, Parkland Preserve Community Development District (hereinafter the "District") is a local unit of special-purpose government created and existing pursuant to Chapter 190, Florida Statutes, being situated entirely within St. Johns County, Florida; and

WHEREAS, the Board of Supervisors of the District desires to add an additional Officer of the District by appointment.

NOW, THEREFORE, BE IT RESOLVED BY THE BOARD OF SUPERVISORS OF PARKLAND PRESERVE COMMUNITY DEVELOPMENT DISTRICT:

1. Scott Smith is added as an additional Assistant Treasurer by appointment.
2. This Resolution shall become effective at 12:01 a.m. on _____, 2024.

PASSED AND ADOPTED THIS 26th DAY OF FEBRUARY, 2024.

ATTEST:

**PARKLAND PRESERVE
COMMUNITY DEVELOPMENT
DISTRICT**

Secretary / Assistant Secretary

By: _____

Its: _____

EXHIBIT 9

RESOLUTION 2024-03

A RESOLUTION OF THE BOARD OF SUPERVISORS OF THE PARKLAND PRESERVE COMMUNITY DEVELOPMENT DISTRICT DESIGNATING SIGNATORIES FOR THE DISTRICT'S OPERATING BANK ACCOUNT(S); AND PROVIDING AN EFFECTIVE DATE.

WHEREAS, the Parkland Preserve Community Development District (the "District") is a local unit of special-purpose government created and existing pursuant to Chapter 190, Florida Statutes, being situated entirely within St. Johns County, Florida;

WHEREAS, pursuant to Chapter 190, Florida Statutes, the funds of the District shall be disbursed by the Treasurer and by other such person(s) as may be authorized by the Board; and

WHEREAS, the Board has previously established a local operating bank account for the District; and

WHEREAS, the Board previously adopted Resolution 2023-02, which designated authorized signatories on the bank account; and

WHEREAS, the Board desires to designate new signatories on the account.

NOW THEREFORE BE IT RESOLVED BY THE BOARD OF SUPERVISORS OF THE PARKLAND PRESERVE COMMUNITY DEVELOPMENT DISTRICT THAT:

1. **DESIGNATING AUTHORIZED SIGNATORIES.** In addition to the persons designated as signatories in Resolution 2023-02, Scott Smith of Vesta District Services is hereby designated as an authorized signatory on the District's operating bank account.

2. **EFFECTIVE DATE.** This Resolution shall take effect upon its passage and shall remain in effect unless rescinded or repealed.

PASSED AND ADOPTED this 26th day of February, 2024.

ATTEST:

PARKLAND PRESERVE COMMUNITY DEVELOPMENT DISTRICT

Secretary/Assistant Secretary

Chairperson/Vice Chairperson, Board of Supervisors

EXHIBIT 10

RESOLUTION NO. 2024-04

A RESOLUTION OF THE BOARD OF SUPERVISORS OF THE PARKLAND PRESERVE COMMUNITY DEVELOPMENT DISTRICT IMPLEMENTING SECTION 190.006(3), *FLORIDA STATUTES*, AND REQUESTING THAT THE ST. JOHNS COUNTY SUPERVISOR OF ELECTIONS CONDUCT THE DISTRICT'S GENERAL ELECTIONS; PROVIDING FOR COMPENSATION; SETTING FORTH THE TERMS OF OFFICE; AUTHORIZING NOTICE OF THE QUALIFYING PERIOD; AND PROVIDING FOR SEVERABILITY AND AN EFFECTIVE DATE.

WHEREAS, the Parkland Preserve Community Development District ("**District**") is a local unit of special-purpose government created and existing pursuant to Chapter 190, *Florida Statutes*, being situated entirely within the St. Johns County, Florida; and

WHEREAS, the Board of Supervisors of the District ("**Board**") seeks to implement Section 190.006(3), *Florida Statutes*, and to instruct the St. Johns County Supervisor of Elections ("**Supervisor**") to conduct the District's elections by the qualified electors of the District at the general election ("**General Election**").

NOW, THEREFORE, BE IT RESOLVED BY THE BOARD OF SUPERVISORS OF THE PARKLAND PRESERVE COMMUNITY DEVELOPMENT DISTRICT:

1. **GENERAL ELECTION SEATS.** Seat 3, currently vacant, and Seat 4, currently held by Cynthia Klein, are scheduled for the General Election beginning in November 2024. The District Manager is hereby authorized to notify the Supervisor of Elections as to what seats are subject to General Election for the current election year, and for each subsequent election year.

2. **QUALIFICATION PROCESS.** For each General Election, all candidates shall qualify for individual seats in accordance with Section 99.061, *Florida Statutes*, and must also be a qualified elector of the District. A qualified elector is any person at least 18 years of age who is a citizen of the United States, a legal resident of the State of Florida and of the District, and who is registered to vote with the St. Johns County Supervisor of Elections. Campaigns shall be conducted in accordance with Chapter 106, *Florida Statutes*.

3. **COMPENSATION.** Members of the Board receive \$200 per meeting for their attendance and no Board member shall receive more than \$4,800 per year.

4. **TERM OF OFFICE.** The term of office for the individuals to be elected to the Board in the General Election is four years. The newly elected Board members shall assume office on the second Tuesday following the election.

5. **REQUEST TO SUPERVISOR OF ELECTIONS.** The District hereby requests the Supervisor to conduct the District's General Election in November 2024, and for each subsequent General Election unless otherwise directed by the District's Manager. The District understands that it will be responsible to pay for its proportionate share of the General Election cost and agrees to pay same within a reasonable time after receipt of an invoice from the Supervisor.

6. **PUBLICATION.** The District Manager is directed to publish a notice of the qualifying period for each General Election, in a form substantially similar to **Exhibit A** attached hereto.

7. **SEVERABILITY.** The invalidity or unenforceability of any one or more provisions of this Resolution shall not affect the validity or enforceability of the remaining portions of this Resolution, or any part thereof.

8. **EFFECTIVE DATE.** This Resolution shall become effective upon its passage.

PASSED AND ADOPTED this 26th day of February 2024.

**PARKLAND PRESERVE
COMMUNITY DEVELOPMENT
DISTRICT**

CHAIRPERSON/VICE CHAIRPERSON

ATTEST:

SECRETARY/ASSISTANT SECRETARY

EXHIBIT A

**NOTICE OF QUALIFYING PERIOD FOR CANDIDATES
FOR THE BOARD OF SUPERVISORS OF THE
PARKLAND PRESERVE COMMUNITY DEVELOPMENT DISTRICT**

Notice is hereby given that the qualifying period for candidates for the office of Supervisor of the Parkland Preserve Community Development District (“District”) will commence at noon on June 10, 2024, and close at noon on June 14, 2024. Candidates must qualify for the office of Supervisor with the St. Johns County Supervisor of Elections located at 4455 Avenue A, Suite 101, St. Augustine, Florida 32095; Ph: (904) 823-2238. All candidates shall qualify for individual seats in accordance with Section 99.061, *Florida Statutes*, and must also be a “qualified elector” of the District, as defined in Section 190.003, *Florida Statutes*. A “qualified elector” is any person at least 18 years of age who is a citizen of the United States, a legal resident of the State of Florida and of the District, and who is registered to vote with the St. Johns County Supervisor of Elections. Campaigns shall be conducted in accordance with Chapter 106, *Florida Statutes*.

The Parkland Preserve Community Development District has (2) seats up for election, specifically seats 3 and 4. Each seat carries a four-year term of office. Elections are nonpartisan and will be held at the same time as the general election on November 5, 2024, and in the manner prescribed by law for general elections.

For additional information, please contact the St. Johns County Supervisor of Elections.

Publish on or before May 27, 2024.

EXHIBIT 11



LLS Tax Solutions Inc.
2172 W. Nine Mile Rd.
#352
Pensacola, FL 32534
Telephone: 850-754-0311
Email: liscott@llstax.com

December 14, 2023

Mr. Logan Muether
Parkland Preserve Community Development District
Vesta District Services
250 International Parkway, Suite 208
Lake Mary, Florida 32746

**Parkland Preserve Community Development District
(St. Johns County, Florida)
\$11,485,000 Special Assessment Revenue Bonds, Series 2019A
\$3,200,000 Special Assessment Revenue Bonds, Series 2019B
("Bonds")**

Dear Mr. Muether:

Attached you will find our arbitrage rebate report for the above-referenced Bonds for the annual period ended November 1, 2023 ("Computation Period"). This report indicates that there is no cumulative rebatable arbitrage liability as of November 1, 2023.

The next annual arbitrage rebate calculation date is November 1, 2024. If you have any questions or comments, please do not hesitate to contact me at (850) 754-0311 or by email at liscott@llstax.com.

Sincerely,

Linda L. Scott

Linda L. Scott, CPA

cc: Ms. Caroline Cowart, BNY Mellon

***Parkland Preserve
Community Development
District***

*Parkland Preserve Community Development District
(St. Johns County, Florida) \$11,485,000 Special
Assessment Revenue Bonds, Series 2019A \$3,200,000
Special Assessment Revenue Bonds, Series 2019B*

For the period ended November 1, 2023



LLS Tax Solutions Inc.
2172 W. Nine Mile Rd.
#352
Pensacola, FL 32534
Telephone: 850-754-0311
Email: liscott@llstax.com

December 14, 2023

Parkland Preserve Community Development District
c/o Vesta District Services
250 International Parkway, Suite 208
Lake Mary, Florida 32746

Re: Parkland Preserve Community Development District (St. Johns County, Florida)
\$11,485,000 Special Assessment Revenue Bonds, Series 2019A
\$3,200,000 Special Assessment Revenue Bonds, Series 2019B (“Bonds”)

Parkland Preserve Community Development District (“Client”) has requested that we prepare certain computations related to the above-described Bonds for the period ended November 1, 2023 (“Computation Period”). The scope of our engagement consisted of the preparation of computations to determine the Rebtable Arbitrage for the Bonds for the Computation Period as described in Section 148(f) of the Internal Revenue Code of 1986, as amended (“Code”), and this report is not to be used for any other purpose.

In order to prepare these computations, we were provided by the Client with and have relied upon certain closing documents for the Bonds and investment earnings information on the proceeds of the Bonds during the Computation Period. The attached schedule is based upon the aforementioned information provided to us. The assumptions and computational methods we used in the preparation of the schedule are described in the Summary of Notes, Assumptions, Definitions and Source Information. A brief description of the schedule is also attached.

The results of our computations indicate a negative Cumulative Rebtable Arbitrage of \$(730,181.53) at November 1, 2023. As such, no amount must be on deposit in the Rebate Fund.

As specified in the Form 8038G, the calculations have been performed based upon a Bond Yield of 5.1846%. Accordingly, we have not recomputed the Bond Yield.

The scope of our engagement was limited to the preparation of a mathematically accurate Rebtable Arbitrage for the Bonds for the Computation Period based on the information provided to us. The Rebtable Arbitrage has been determined as described in the Code, and regulations promulgated thereunder (“Regulations”), as applicable to the Bonds and in effect on the date of this report. We have no obligation to update this report because of events occurring, or information coming to our attention, subsequent to the date of this report.

LLS Tax Solutions Inc.

SUMMARY OF NOTES, ASSUMPTIONS, DEFINITIONS, SOURCE INFORMATION, AND DESCRIPTION OF SCHEDULE

Parkland Preserve Community Development District

December 14, 2023

(St. Johns County, Florida) \$11,485,000 Special Assessment Revenue Bonds, Series 2019A

\$3,200,000 Special Assessment Revenue Bonds, Series 2019B

For the period ended November 1, 2023

NOTES AND ASSUMPTIONS

1. The issue date of the Bonds is May 31, 2019.
2. The end of the first Bond Year for the Bonds is November 1, 2019.
3. Computations of yield are based upon a 30-day month, a 360-day year and semiannual compounding.
4. We have assumed that the only funds and accounts relating to the Bonds that are subject to rebate under section 148(f) of the Code are shown in the attached schedule.
5. For investment cash flow purposes, all payments and receipts are assumed to be paid or received, respectively, as shown in the attached schedule. In determining the Rebatable Arbitrage for the Bonds, we have relied on information provided by you without independent verification, and we can therefore express no opinion as to the completeness or suitability of such information for such purposes. In addition, we have undertaken no responsibility to review the tax-exempt status of interest on the Bonds.
6. We have assumed that the purchase and sale prices of all investments as represented to us are at fair market value, exclusive of brokerage commissions, administrative expenses, or similar expenses, and representative of arms' length transactions that did not artificially reduce the Rebatable Arbitrage for the Bonds, and that no "prohibited payments" occurred and no "imputed receipts" are required with respect to the Bonds.
7. Ninety percent (90%) of the Rebatable Arbitrage as of the next "computation date" ("Next Computation Date") is due to the United States Treasury not later than 60 days thereafter ("Next Payment Date"). (An issuer may select any date as a computation date, as long as the first computation date is not later than five years after the issue date, and each subsequent computation date is no more than five years after the previous computation date.) No other payment of rebate is required prior to the Next Payment Date. The Rebatable Arbitrage as of the Next Computation Date will not be the Rebatable Arbitrage reflected herein but will be based on future computations that will include the period ending on the Next Computation Date. If all of the Bonds are retired prior to what would have been the Next Computation Date, one hundred percent (100%) of the unpaid Rebatable Arbitrage computed as of the date of retirement will be due to the United States Treasury not later than 60 days thereafter.
8. For purposes of determining what constitutes an "issue" under section 148(f) of the Code, we have assumed that the Bonds constitute a single issue and are not required to be aggregated with any other bonds.

SUMMARY OF NOTES, ASSUMPTIONS, DEFINITIONS, SOURCE INFORMATION, AND DESCRIPTION OF SCHEDULE

Parkland Preserve Community Development District

December 14, 2023

(St. Johns County, Florida) \$11,485,000 Special Assessment Revenue Bonds, Series 2019A

\$3,200,000 Special Assessment Revenue Bonds, Series 2019B

For the period ended November 1, 2023

NOTES AND ASSUMPTIONS (cont'd)

9. The accrual basis of accounting has been used to calculate earnings on investments. Earnings accrued but not received at the last day of the Computation Period are treated as though received on that day. For investments purchased at a premium or a discount (if any), amortization or accretion is included in the earnings accrued at the last day of the Computation Period. Such amortization or accretion is computed in such a manner as to result in a constant rate of return for such investment. This is equivalent to the “present value” method of valuation that is described in the Regulations.
10. No provision has been made in this report for any debt service fund. Under section 148(f)(4)(A) of the Code, a “bona fide debt service fund” for public purpose bonds issued after November 10, 1988 is not subject to rebate if the average maturity of the issue of bonds is at least five years and the rates of interest on the bonds are fixed at the issue date. It appears and has been assumed that the debt service fund allocable to the Bonds qualifies as a bona fide debt service fund, and that this provision applies to the Bonds.
11. The Bonds were issued for the purpose of providing funds to (i) finance a portion of the cost of construction installation and equipping of public infrastructure improvements, (ii) fund the 2019A Reserve Account in an amount which equals the Debt Service Reserve Requirement for the Series 2019A Bonds and the 2019B Reserve Account in an amount which equals the Debt Service Reserve Requirement for the Series 2019B Bonds, (iii) fund capitalized interest on the Bonds through November 1, 2020, and (iv) pay the costs associated with the issuance of the Bonds.
12. The bond documents selected the Bond Year to begin on each November 2, and end on the succeeding November 1, with the initial Bond Year beginning March 31, 2019, and ending on November 1, 2019.
13. Parkland Preserve Community Development District Special Assessment Revenue Bonds Series 2019B was redeemed in full on May 1, 2023.

SUMMARY OF NOTES, ASSUMPTIONS, DEFINITIONS, SOURCE INFORMATION, AND DESCRIPTION OF SCHEDULE

Parkland Preserve Community Development District

December 14, 2023

(St. Johns County, Florida) \$11,485,000 Special Assessment Revenue Bonds, Series 2019A

\$3,200,000 Special Assessment Revenue Bonds, Series 2019B

For the period ended November 1, 2023

DEFINITIONS

1. *Bond Year*: Each one-year period that ends on the day selected by the Client. The first and last Bond Years may be shorter periods.
2. *Bond Yield*: The yield that, when used in computing the present value (at the issue date of the Bonds) of all scheduled payments of principal and interest to be paid over the life of the Bonds, produces an amount equal to the Issue Price.
3. *Allowable Earnings*: The amount that would have been earned if all nonpurpose investments were invested at a rate equal to the Bond Yield, which amount is determined under a future value method described in the Regulations.
4. *Computation Date Credit*: A credit allowed by the Regulations as a reduction to the Rebatable Arbitrage on certain prescribed dates.
5. *Rebatable Arbitrage*: The excess of actual earnings over Allowable Earnings and Computation Date Credits.
6. *Issue Price*: Generally, the initial offering price at which a substantial portion of the Bonds is sold to the public. For this purpose, 10% is a substantial portion.

SUMMARY OF NOTES, ASSUMPTIONS, DEFINITIONS, SOURCE INFORMATION, AND DESCRIPTION OF SCHEDULE

Parkland Preserve Community Development District

December 14, 2023

(St. Johns County, Florida) \$11,485,000 Special Assessment Revenue Bonds, Series 2019A

\$3,200,000 Special Assessment Revenue Bonds, Series 2019B

For the period ended November 1, 2023

SOURCE INFORMATION

Bonds

Source

Closing Date

Form 8038G

Bond Yield

Form 8038G

Investments

Source

Principal and Interest Receipt Amounts
and Dates

Trust Statements

Investment Dates and Purchase Prices

Trust Statements

SUMMARY OF NOTES, ASSUMPTIONS, DEFINITIONS, SOURCE INFORMATION, AND DESCRIPTION OF SCHEDULE

Parkland Preserve Community Development District

December 14, 2023

(St. Johns County, Florida) \$11,485,000 Special Assessment Revenue Bonds, Series 2019A

\$3,200,000 Special Assessment Revenue Bonds, Series 2019B

For the period ended November 1, 2023

DESCRIPTION OF SCHEDULE

SCHEDULE 1 - REBATABLE ARBITRAGE CALCULATION

Schedule 1 sets forth the amount of interest receipts and gains/losses on sales of investments and the calculation of the Rebatable Arbitrage.

PARKLAND PRESERVE COMMUNITY DEVELOPMENT DISTRICT (ST. JOHNS COUNTY, FLORIDA)
 \$11,485,000 SPECIAL ASSESSMENT REVENUE BONDS, SERIES 2019A
 \$3,200,000 SPECIAL ASSESSMENT REVENUE BONDS, SERIES 2019B

SCHEDULE 1 - REBATABLE ARBITRAGE CALCULATION

5 / 31 / 2019 ISSUE DATE
 5 / 31 / 2019 BEGINNING OF COMPUTATION PERIOD
 11 / 1 / 2023 COMPUTATION DATE

DATE	FUND/ACCOUNT	INVESTMENT VALUE AT COMPUTATION DATE	EARNINGS ON INVESTMENTS	OTHER DEPOSITS (WITHDRAWALS)	FUTURE VALUE AT BOND YIELD 5.1846%	ALLOWABLE EARNINGS
5 / 31 / 2019	INITIAL DEPOSIT		0.00	766,100.01	960,430.41	194,330.40
8 / 2 / 2019	2019A DEBT SERVICE RESERVE FUND		44.67	0.00	0.00	0.00
8 / 2 / 2019	2019A DEBT SERVICE RESERVE FUND		43.92	0.00	0.00	0.00
8 / 2 / 2019	2019A DEBT SERVICE RESERVE FUND		131.55	0.00	0.00	0.00
8 / 2 / 2019	2019A DEBT SERVICE RESERVE FUND		43.86	0.00	0.00	0.00
8 / 2 / 2019	2019A DEBT SERVICE RESERVE FUND		44.51	0.00	0.00	0.00
8 / 2 / 2019	2019A DEBT SERVICE RESERVE FUND		44.01	0.00	0.00	0.00
8 / 2 / 2019	2019A DEBT SERVICE RESERVE FUND		43.98	0.00	0.00	0.00
8 / 2 / 2019	2019A DEBT SERVICE RESERVE FUND		43.54	0.00	0.00	0.00
8 / 2 / 2019	2019A DEBT SERVICE RESERVE FUND		0.00	(440.04)	(546.90)	(106.86)
9 / 4 / 2019	2019A DEBT SERVICE RESERVE FUND		40.77	0.00	0.00	0.00
9 / 4 / 2019	2019A DEBT SERVICE RESERVE FUND		39.32	0.00	0.00	0.00
9 / 4 / 2019	2019A DEBT SERVICE RESERVE FUND		39.52	0.00	0.00	0.00
9 / 4 / 2019	2019A DEBT SERVICE RESERVE FUND		40.18	0.00	0.00	0.00
9 / 4 / 2019	2019A DEBT SERVICE RESERVE FUND		40.52	0.00	0.00	0.00
9 / 4 / 2019	2019A DEBT SERVICE RESERVE FUND		125.54	0.00	0.00	0.00
9 / 4 / 2019	2019A DEBT SERVICE RESERVE FUND		117.80	0.00	0.00	0.00
9 / 4 / 2019	2019A DEBT SERVICE RESERVE FUND		40.56	0.00	0.00	0.00
9 / 4 / 2019	2019A DEBT SERVICE RESERVE FUND		121.42	0.00	0.00	0.00
9 / 4 / 2019	2019A DEBT SERVICE RESERVE FUND		41.14	0.00	0.00	0.00
9 / 4 / 2019	2019A DEBT SERVICE RESERVE FUND		39.33	0.00	0.00	0.00
9 / 4 / 2019	2019A DEBT SERVICE RESERVE FUND		121.15	0.00	0.00	0.00
9 / 4 / 2019	2019A DEBT SERVICE RESERVE FUND		40.57	0.00	0.00	0.00
9 / 4 / 2019	2019A DEBT SERVICE RESERVE FUND		41.29	0.00	0.00	0.00
9 / 4 / 2019	2019A DEBT SERVICE RESERVE FUND		39.86	0.00	0.00	0.00
9 / 4 / 2019	2019A DEBT SERVICE RESERVE FUND		39.85	0.00	0.00	0.00
9 / 4 / 2019	2019A DEBT SERVICE RESERVE FUND		40.21	0.00	0.00	0.00
9 / 4 / 2019	2019A DEBT SERVICE RESERVE FUND		40.04	0.00	0.00	0.00
9 / 4 / 2019	2019A DEBT SERVICE RESERVE FUND		79.55	0.00	0.00	0.00
9 / 4 / 2019	2019A DEBT SERVICE RESERVE FUND		39.89	0.00	0.00	0.00
9 / 4 / 2019	2019A DEBT SERVICE RESERVE FUND		40.83	0.00	0.00	0.00
9 / 4 / 2019	2019A DEBT SERVICE RESERVE FUND		40.84	0.00	0.00	0.00
9 / 4 / 2019	2019A DEBT SERVICE RESERVE FUND		0.00	(1,250.18)	(1,546.72)	(296.54)
10 / 2 / 2019	2019A DEBT SERVICE RESERVE FUND		39.15	0.00	0.00	0.00
10 / 2 / 2019	2019A DEBT SERVICE RESERVE FUND		42.41	0.00	0.00	0.00
10 / 2 / 2019	2019A DEBT SERVICE RESERVE FUND		40.90	0.00	0.00	0.00

PARKLAND PRESERVE COMMUNITY DEVELOPMENT DISTRICT (ST. JOHNS COUNTY, FLORIDA)
 \$11,485,000 SPECIAL ASSESSMENT REVENUE BONDS, SERIES 2019A
 \$3,200,000 SPECIAL ASSESSMENT REVENUE BONDS, SERIES 2019B

SCHEDULE 1 - REBATABLE ARBITRAGE CALCULATION

5 / 31 / 2019 ISSUE DATE
 5 / 31 / 2019 BEGINNING OF COMPUTATION PERIOD
 11 / 1 / 2023 COMPUTATION DATE

DATE	FUND/ACCOUNT	INVESTMENT VALUE AT COMPUTATION DATE	EARNINGS ON INVESTMENTS	OTHER DEPOSITS (WITHDRAWALS)	FUTURE VALUE AT BOND YIELD 5.1846%	ALLOWABLE EARNINGS
10 / 2 / 2019	2019A DEBT SERVICE RESERVE FUND		118.41	0.00	0.00	0.00
10 / 2 / 2019	2019A DEBT SERVICE RESERVE FUND		39.66	0.00	0.00	0.00
10 / 2 / 2019	2019A DEBT SERVICE RESERVE FUND		39.17	0.00	0.00	0.00
10 / 2 / 2019	2019A DEBT SERVICE RESERVE FUND		37.16	0.00	0.00	0.00
10 / 2 / 2019	2019A DEBT SERVICE RESERVE FUND		37.02	0.00	0.00	0.00
10 / 2 / 2019	2019A DEBT SERVICE RESERVE FUND		37.37	0.00	0.00	0.00
10 / 2 / 2019	2019A DEBT SERVICE RESERVE FUND		40.06	0.00	0.00	0.00
10 / 2 / 2019	2019A DEBT SERVICE RESERVE FUND		39.14	0.00	0.00	0.00
10 / 2 / 2019	2019A DEBT SERVICE RESERVE FUND		36.11	0.00	0.00	0.00
10 / 2 / 2019	2019A DEBT SERVICE RESERVE FUND		109.67	0.00	0.00	0.00
10 / 2 / 2019	2019A DEBT SERVICE RESERVE FUND		39.99	0.00	0.00	0.00
10 / 2 / 2019	2019A DEBT SERVICE RESERVE FUND		117.40	0.00	0.00	0.00
10 / 2 / 2019	2019A DEBT SERVICE RESERVE FUND		107.86	0.00	0.00	0.00
10 / 2 / 2019	2019A DEBT SERVICE RESERVE FUND		79.55	0.00	0.00	0.00
10 / 2 / 2019	2019A DEBT SERVICE RESERVE FUND		39.12	0.00	0.00	0.00
10 / 2 / 2019	2019A DEBT SERVICE RESERVE FUND		61.65	0.00	0.00	0.00
10 / 2 / 2019	2019A DEBT SERVICE RESERVE FUND		36.21	0.00	0.00	0.00
10 / 2 / 2019	2019A DEBT SERVICE RESERVE FUND		39.94	0.00	0.00	0.00
10 / 2 / 2019	2019A DEBT SERVICE RESERVE FUND		0.00	(1,177.95)	(1,451.56)	(273.61)
11 / 4 / 2019	2019A DEBT SERVICE RESERVE FUND		35.22	0.00	0.00	0.00
11 / 4 / 2019	2019A DEBT SERVICE RESERVE FUND		105.17	0.00	0.00	0.00
11 / 4 / 2019	2019A DEBT SERVICE RESERVE FUND		136.92	0.00	0.00	0.00
11 / 4 / 2019	2019A DEBT SERVICE RESERVE FUND		34.37	0.00	0.00	0.00
11 / 4 / 2019	2019A DEBT SERVICE RESERVE FUND		32.30	0.00	0.00	0.00
11 / 4 / 2019	2019A DEBT SERVICE RESERVE FUND		33.10	0.00	0.00	0.00
11 / 4 / 2019	2019A DEBT SERVICE RESERVE FUND		35.69	0.00	0.00	0.00
11 / 4 / 2019	2019A DEBT SERVICE RESERVE FUND		34.38	0.00	0.00	0.00
11 / 4 / 2019	2019A DEBT SERVICE RESERVE FUND		33.83	0.00	0.00	0.00
11 / 4 / 2019	2019A DEBT SERVICE RESERVE FUND		34.96	0.00	0.00	0.00
11 / 4 / 2019	2019A DEBT SERVICE RESERVE FUND		35.26	0.00	0.00	0.00
11 / 4 / 2019	2019A DEBT SERVICE RESERVE FUND		35.62	0.00	0.00	0.00
11 / 4 / 2019	2019A DEBT SERVICE RESERVE FUND		33.67	0.00	0.00	0.00
11 / 4 / 2019	2019A DEBT SERVICE RESERVE FUND		33.54	0.00	0.00	0.00
11 / 4 / 2019	2019A DEBT SERVICE RESERVE FUND		34.32	0.00	0.00	0.00
11 / 4 / 2019	2019A DEBT SERVICE RESERVE FUND		35.36	0.00	0.00	0.00
11 / 4 / 2019	2019A DEBT SERVICE RESERVE FUND		99.73	0.00	0.00	0.00

PARKLAND PRESERVE COMMUNITY DEVELOPMENT DISTRICT (ST. JOHNS COUNTY, FLORIDA)
 \$11,485,000 SPECIAL ASSESSMENT REVENUE BONDS, SERIES 2019A
 \$3,200,000 SPECIAL ASSESSMENT REVENUE BONDS, SERIES 2019B

SCHEDULE 1 - REBATABLE ARBITRAGE CALCULATION

5 / 31 / 2019 ISSUE DATE
 5 / 31 / 2019 BEGINNING OF COMPUTATION PERIOD
 11 / 1 / 2023 COMPUTATION DATE

DATE	FUND/ACCOUNT	INVESTMENT VALUE AT COMPUTATION DATE	EARNINGS ON INVESTMENTS	OTHER DEPOSITS (WITHDRAWALS)	FUTURE VALUE AT BOND YIELD 5.1846%	ALLOWABLE EARNINGS
11 / 4 / 2019	2019A DEBT SERVICE RESERVE FUND		103.18	0.00	0.00	0.00
11 / 4 / 2019	2019A DEBT SERVICE RESERVE FUND		32.88	0.00	0.00	0.00
11 / 4 / 2019	2019A DEBT SERVICE RESERVE FUND		35.06	0.00	0.00	0.00
11 / 4 / 2019	2019A DEBT SERVICE RESERVE FUND		33.46	0.00	0.00	0.00
11 / 4 / 2019	2019A DEBT SERVICE RESERVE FUND		32.81	0.00	0.00	0.00
11 / 4 / 2019	2019A DEBT SERVICE RESERVE FUND		0.00	(1,060.83)	(1,301.30)	(240.47)
12 / 3 / 2019	2019A DEBT SERVICE RESERVE FUND		30.11	0.00	0.00	0.00
12 / 3 / 2019	2019A DEBT SERVICE RESERVE FUND		61.44	0.00	0.00	0.00
12 / 3 / 2019	2019A DEBT SERVICE RESERVE FUND		30.21	0.00	0.00	0.00
12 / 3 / 2019	2019A DEBT SERVICE RESERVE FUND		30.06	0.00	0.00	0.00
12 / 3 / 2019	2019A DEBT SERVICE RESERVE FUND		30.27	0.00	0.00	0.00
12 / 3 / 2019	2019A DEBT SERVICE RESERVE FUND		30.23	0.00	0.00	0.00
12 / 3 / 2019	2019A DEBT SERVICE RESERVE FUND		92.85	0.00	0.00	0.00
12 / 3 / 2019	2019A DEBT SERVICE RESERVE FUND		30.15	0.00	0.00	0.00
12 / 3 / 2019	2019A DEBT SERVICE RESERVE FUND		30.44	0.00	0.00	0.00
12 / 3 / 2019	2019A DEBT SERVICE RESERVE FUND		30.06	0.00	0.00	0.00
12 / 3 / 2019	2019A DEBT SERVICE RESERVE FUND		30.19	0.00	0.00	0.00
12 / 3 / 2019	2019A DEBT SERVICE RESERVE FUND		91.38	0.00	0.00	0.00
12 / 3 / 2019	2019A DEBT SERVICE RESERVE FUND		60.05	0.00	0.00	0.00
12 / 3 / 2019	2019A DEBT SERVICE RESERVE FUND		30.26	0.00	0.00	0.00
12 / 3 / 2019	2019A DEBT SERVICE RESERVE FUND		120.08	0.00	0.00	0.00
12 / 3 / 2019	2019A DEBT SERVICE RESERVE FUND		90.64	0.00	0.00	0.00
12 / 3 / 2019	2019A DEBT SERVICE RESERVE FUND		30.36	0.00	0.00	0.00
12 / 3 / 2019	2019A DEBT SERVICE RESERVE FUND		30.02	0.00	0.00	0.00
12 / 3 / 2019	2019A DEBT SERVICE RESERVE FUND		30.60	0.00	0.00	0.00
12 / 3 / 2019	2019A DEBT SERVICE RESERVE FUND		0.00	(909.40)	(1,110.96)	(201.56)
1 / 3 / 2020	2019A DEBT SERVICE RESERVE FUND		88.05	0.00	0.00	0.00
1 / 3 / 2020	2019A DEBT SERVICE RESERVE FUND		29.73	0.00	0.00	0.00
1 / 3 / 2020	2019A DEBT SERVICE RESERVE FUND		87.66	0.00	0.00	0.00
1 / 3 / 2020	2019A DEBT SERVICE RESERVE FUND		29.10	0.00	0.00	0.00
1 / 3 / 2020	2019A DEBT SERVICE RESERVE FUND		29.44	0.00	0.00	0.00
1 / 3 / 2020	2019A DEBT SERVICE RESERVE FUND		29.83	0.00	0.00	0.00
1 / 3 / 2020	2019A DEBT SERVICE RESERVE FUND		29.56	0.00	0.00	0.00
1 / 3 / 2020	2019A DEBT SERVICE RESERVE FUND		29.42	0.00	0.00	0.00
1 / 3 / 2020	2019A DEBT SERVICE RESERVE FUND		29.29	0.00	0.00	0.00
1 / 3 / 2020	2019A DEBT SERVICE RESERVE FUND		88.60	0.00	0.00	0.00

PARKLAND PRESERVE COMMUNITY DEVELOPMENT DISTRICT (ST. JOHNS COUNTY, FLORIDA)
 \$11,485,000 SPECIAL ASSESSMENT REVENUE BONDS, SERIES 2019A
 \$3,200,000 SPECIAL ASSESSMENT REVENUE BONDS, SERIES 2019B

SCHEDULE 1 - REBATABLE ARBITRAGE CALCULATION

5 / 31 / 2019 ISSUE DATE
 5 / 31 / 2019 BEGINNING OF COMPUTATION PERIOD
 11 / 1 / 2023 COMPUTATION DATE

DATE	FUND/ACCOUNT	INVESTMENT VALUE AT COMPUTATION DATE	EARNINGS ON INVESTMENTS	OTHER DEPOSITS (WITHDRAWALS)	FUTURE VALUE AT BOND YIELD 5.1846%	ALLOWABLE EARNINGS
1 / 3 / 2020	2019A DEBT SERVICE RESERVE FUND		29.52	0.00	0.00	0.00
1 / 3 / 2020	2019A DEBT SERVICE RESERVE FUND		30.06	0.00	0.00	0.00
1 / 3 / 2020	2019A DEBT SERVICE RESERVE FUND		89.32	0.00	0.00	0.00
1 / 3 / 2020	2019A DEBT SERVICE RESERVE FUND		58.61	0.00	0.00	0.00
1 / 3 / 2020	2019A DEBT SERVICE RESERVE FUND		29.53	0.00	0.00	0.00
1 / 3 / 2020	2019A DEBT SERVICE RESERVE FUND		29.55	0.00	0.00	0.00
1 / 3 / 2020	2019A DEBT SERVICE RESERVE FUND		30.72	0.00	0.00	0.00
1 / 3 / 2020	2019A DEBT SERVICE RESERVE FUND		29.83	0.00	0.00	0.00
1 / 3 / 2020	2019A DEBT SERVICE RESERVE FUND		30.58	0.00	0.00	0.00
1 / 3 / 2020	2019A DEBT SERVICE RESERVE FUND		29.88	0.00	0.00	0.00
1 / 3 / 2020	2019A DEBT SERVICE RESERVE FUND		29.26	0.00	0.00	0.00
1 / 3 / 2020	2019A DEBT SERVICE RESERVE FUND		29.39	0.00	0.00	0.00
1 / 3 / 2020	2019A DEBT SERVICE RESERVE FUND		0.00	(916.93)	(1,115.39)	(198.46)
2 / 4 / 2020	2019A DEBT SERVICE RESERVE FUND		115.73	0.00	0.00	0.00
2 / 4 / 2020	2019A DEBT SERVICE RESERVE FUND		29.02	0.00	0.00	0.00
2 / 4 / 2020	2019A DEBT SERVICE RESERVE FUND		29.00	0.00	0.00	0.00
2 / 4 / 2020	2019A DEBT SERVICE RESERVE FUND		28.88	0.00	0.00	0.00
2 / 4 / 2020	2019A DEBT SERVICE RESERVE FUND		29.00	0.00	0.00	0.00
2 / 4 / 2020	2019A DEBT SERVICE RESERVE FUND		28.70	0.00	0.00	0.00
2 / 4 / 2020	2019A DEBT SERVICE RESERVE FUND		28.90	0.00	0.00	0.00
2 / 4 / 2020	2019A DEBT SERVICE RESERVE FUND		28.91	0.00	0.00	0.00
2 / 4 / 2020	2019A DEBT SERVICE RESERVE FUND		28.92	0.00	0.00	0.00
2 / 4 / 2020	2019A DEBT SERVICE RESERVE FUND		28.95	0.00	0.00	0.00
2 / 4 / 2020	2019A DEBT SERVICE RESERVE FUND		29.01	0.00	0.00	0.00
2 / 4 / 2020	2019A DEBT SERVICE RESERVE FUND		29.06	0.00	0.00	0.00
2 / 4 / 2020	2019A DEBT SERVICE RESERVE FUND		29.08	0.00	0.00	0.00
2 / 4 / 2020	2019A DEBT SERVICE RESERVE FUND		29.13	0.00	0.00	0.00
2 / 4 / 2020	2019A DEBT SERVICE RESERVE FUND		29.19	0.00	0.00	0.00
2 / 4 / 2020	2019A DEBT SERVICE RESERVE FUND		86.73	0.00	0.00	0.00
2 / 4 / 2020	2019A DEBT SERVICE RESERVE FUND		86.94	0.00	0.00	0.00
2 / 4 / 2020	2019A DEBT SERVICE RESERVE FUND		28.96	0.00	0.00	0.00
2 / 4 / 2020	2019A DEBT SERVICE RESERVE FUND		29.44	0.00	0.00	0.00
2 / 4 / 2020	2019A DEBT SERVICE RESERVE FUND		28.91	0.00	0.00	0.00
2 / 4 / 2020	2019A DEBT SERVICE RESERVE FUND		87.29	0.00	0.00	0.00
2 / 4 / 2020	2019A DEBT SERVICE RESERVE FUND		28.88	0.00	0.00	0.00
2 / 4 / 2020	2019A DEBT SERVICE RESERVE FUND		0.00	(898.63)	(1,088.32)	(189.69)

PARKLAND PRESERVE COMMUNITY DEVELOPMENT DISTRICT (ST. JOHNS COUNTY, FLORIDA)
 \$11,485,000 SPECIAL ASSESSMENT REVENUE BONDS, SERIES 2019A
 \$3,200,000 SPECIAL ASSESSMENT REVENUE BONDS, SERIES 2019B

SCHEDULE 1 - REBATABLE ARBITRAGE CALCULATION

5 / 31 / 2019 ISSUE DATE
 5 / 31 / 2019 BEGINNING OF COMPUTATION PERIOD
 11 / 1 / 2023 COMPUTATION DATE

DATE	FUND/ACCOUNT	INVESTMENT VALUE AT COMPUTATION DATE	EARNINGS ON INVESTMENTS	OTHER DEPOSITS (WITHDRAWALS)	FUTURE VALUE AT BOND YIELD 5.1846%	ALLOWABLE EARNINGS
3 / 3 / 2020	2019A DEBT SERVICE RESERVE FUND		116.26	0.00	0.00	0.00
3 / 3 / 2020	2019A DEBT SERVICE RESERVE FUND		28.90	0.00	0.00	0.00
3 / 3 / 2020	2019A DEBT SERVICE RESERVE FUND		87.23	0.00	0.00	0.00
3 / 3 / 2020	2019A DEBT SERVICE RESERVE FUND		28.96	0.00	0.00	0.00
3 / 3 / 2020	2019A DEBT SERVICE RESERVE FUND		28.98	0.00	0.00	0.00
3 / 3 / 2020	2019A DEBT SERVICE RESERVE FUND		29.19	0.00	0.00	0.00
3 / 3 / 2020	2019A DEBT SERVICE RESERVE FUND		28.92	0.00	0.00	0.00
3 / 3 / 2020	2019A DEBT SERVICE RESERVE FUND		29.03	0.00	0.00	0.00
3 / 3 / 2020	2019A DEBT SERVICE RESERVE FUND		29.03	0.00	0.00	0.00
3 / 3 / 2020	2019A DEBT SERVICE RESERVE FUND		29.09	0.00	0.00	0.00
3 / 3 / 2020	2019A DEBT SERVICE RESERVE FUND		29.11	0.00	0.00	0.00
3 / 3 / 2020	2019A DEBT SERVICE RESERVE FUND		29.12	0.00	0.00	0.00
3 / 3 / 2020	2019A DEBT SERVICE RESERVE FUND		29.14	0.00	0.00	0.00
3 / 3 / 2020	2019A DEBT SERVICE RESERVE FUND		29.21	0.00	0.00	0.00
3 / 3 / 2020	2019A DEBT SERVICE RESERVE FUND		29.28	0.00	0.00	0.00
3 / 3 / 2020	2019A DEBT SERVICE RESERVE FUND		56.68	0.00	0.00	0.00
3 / 3 / 2020	2019A DEBT SERVICE RESERVE FUND		58.37	0.00	0.00	0.00
3 / 3 / 2020	2019A DEBT SERVICE RESERVE FUND		86.93	0.00	0.00	0.00
3 / 3 / 2020	2019A DEBT SERVICE RESERVE FUND		28.96	0.00	0.00	0.00
3 / 3 / 2020	2019A DEBT SERVICE RESERVE FUND		28.97	0.00	0.00	0.00
3 / 3 / 2020	2019A DEBT SERVICE RESERVE FUND		0.00	(841.36)	(1,014.77)	(173.41)
4 / 2 / 2020	2019A DEBT SERVICE RESERVE FUND		22.46	0.00	0.00	0.00
4 / 2 / 2020	2019A DEBT SERVICE RESERVE FUND		23.55	0.00	0.00	0.00
4 / 2 / 2020	2019A DEBT SERVICE RESERVE FUND		5.25	0.00	0.00	0.00
4 / 2 / 2020	2019A DEBT SERVICE RESERVE FUND		24.38	0.00	0.00	0.00
4 / 2 / 2020	2019A DEBT SERVICE RESERVE FUND		21.66	0.00	0.00	0.00
4 / 2 / 2020	2019A DEBT SERVICE RESERVE FUND		8.33	0.00	0.00	0.00
4 / 2 / 2020	2019A DEBT SERVICE RESERVE FUND		16.95	0.00	0.00	0.00
4 / 2 / 2020	2019A DEBT SERVICE RESERVE FUND		5.12	0.00	0.00	0.00
4 / 2 / 2020	2019A DEBT SERVICE RESERVE FUND		23.33	0.00	0.00	0.00
4 / 2 / 2020	2019A DEBT SERVICE RESERVE FUND		28.64	0.00	0.00	0.00
4 / 2 / 2020	2019A DEBT SERVICE RESERVE FUND		5.66	0.00	0.00	0.00
4 / 2 / 2020	2019A DEBT SERVICE RESERVE FUND		10.06	0.00	0.00	0.00
4 / 2 / 2020	2019A DEBT SERVICE RESERVE FUND		62.41	0.00	0.00	0.00
4 / 2 / 2020	2019A DEBT SERVICE RESERVE FUND		28.34	0.00	0.00	0.00
4 / 2 / 2020	2019A DEBT SERVICE RESERVE FUND		7.95	0.00	0.00	0.00

PARKLAND PRESERVE COMMUNITY DEVELOPMENT DISTRICT (ST. JOHNS COUNTY, FLORIDA)
 \$11,485,000 SPECIAL ASSESSMENT REVENUE BONDS, SERIES 2019A
 \$3,200,000 SPECIAL ASSESSMENT REVENUE BONDS, SERIES 2019B

SCHEDULE 1 - REBATABLE ARBITRAGE CALCULATION

5 / 31 / 2019 ISSUE DATE
 5 / 31 / 2019 BEGINNING OF COMPUTATION PERIOD
 11 / 1 / 2023 COMPUTATION DATE

DATE	FUND/ACCOUNT	INVESTMENT VALUE AT COMPUTATION DATE	EARNINGS ON INVESTMENTS	OTHER DEPOSITS (WITHDRAWALS)	FUTURE VALUE AT BOND YIELD 5.1846%	ALLOWABLE EARNINGS
4 / 2 / 2020	2019A DEBT SERVICE RESERVE FUND		21.76	0.00	0.00	0.00
4 / 2 / 2020	2019A DEBT SERVICE RESERVE FUND		5.97	0.00	0.00	0.00
4 / 2 / 2020	2019A DEBT SERVICE RESERVE FUND		68.46	0.00	0.00	0.00
4 / 2 / 2020	2019A DEBT SERVICE RESERVE FUND		21.27	0.00	0.00	0.00
4 / 2 / 2020	2019A DEBT SERVICE RESERVE FUND		7.33	0.00	0.00	0.00
4 / 2 / 2020	2019A DEBT SERVICE RESERVE FUND		6.42	0.00	0.00	0.00
4 / 2 / 2020	2019A DEBT SERVICE RESERVE FUND		28.65	0.00	0.00	0.00
4 / 2 / 2020	2019A DEBT SERVICE RESERVE FUND		13.38	0.00	0.00	0.00
4 / 2 / 2020	2019A DEBT SERVICE RESERVE FUND		0.00	(467.33)	(561.33)	(94.00)
5 / 4 / 2020	2019A DEBT SERVICE RESERVE FUND		14.91	0.00	0.00	0.00
5 / 4 / 2020	2019A DEBT SERVICE RESERVE FUND		4.53	0.00	0.00	0.00
5 / 4 / 2020	2019A DEBT SERVICE RESERVE FUND		2.18	0.00	0.00	0.00
5 / 4 / 2020	2019A DEBT SERVICE RESERVE FUND		2.22	0.00	0.00	0.00
5 / 4 / 2020	2019A DEBT SERVICE RESERVE FUND		2.28	0.00	0.00	0.00
5 / 4 / 2020	2019A DEBT SERVICE RESERVE FUND		9.48	0.00	0.00	0.00
5 / 4 / 2020	2019A DEBT SERVICE RESERVE FUND		4.66	0.00	0.00	0.00
5 / 4 / 2020	2019A DEBT SERVICE RESERVE FUND		1.50	0.00	0.00	0.00
5 / 4 / 2020	2019A DEBT SERVICE RESERVE FUND		7.20	0.00	0.00	0.00
5 / 4 / 2020	2019A DEBT SERVICE RESERVE FUND		2.50	0.00	0.00	0.00
5 / 4 / 2020	2019A DEBT SERVICE RESERVE FUND		2.54	0.00	0.00	0.00
5 / 4 / 2020	2019A DEBT SERVICE RESERVE FUND		2.98	0.00	0.00	0.00
5 / 4 / 2020	2019A DEBT SERVICE RESERVE FUND		4.98	0.00	0.00	0.00
5 / 4 / 2020	2019A DEBT SERVICE RESERVE FUND		17.12	0.00	0.00	0.00
5 / 4 / 2020	2019A DEBT SERVICE RESERVE FUND		2.58	0.00	0.00	0.00
5 / 4 / 2020	2019A DEBT SERVICE RESERVE FUND		4.75	0.00	0.00	0.00
5 / 4 / 2020	2019A DEBT SERVICE RESERVE FUND		4.91	0.00	0.00	0.00
5 / 4 / 2020	2019A DEBT SERVICE RESERVE FUND		2.43	0.00	0.00	0.00
5 / 4 / 2020	2019A DEBT SERVICE RESERVE FUND		1.84	0.00	0.00	0.00
5 / 4 / 2020	2019A DEBT SERVICE RESERVE FUND		2.45	0.00	0.00	0.00
5 / 4 / 2020	2019A DEBT SERVICE RESERVE FUND		3.00	0.00	0.00	0.00
5 / 4 / 2020	2019A DEBT SERVICE RESERVE FUND		0.00	(101.04)	(120.81)	(19.77)
6 / 2 / 2020	2019A DEBT SERVICE RESERVE FUND		1.67	0.00	0.00	0.00
6 / 2 / 2020	2019A DEBT SERVICE RESERVE FUND		1.28	0.00	0.00	0.00
6 / 2 / 2020	2019A DEBT SERVICE RESERVE FUND		1.41	0.00	0.00	0.00
6 / 2 / 2020	2019A DEBT SERVICE RESERVE FUND		1.56	0.00	0.00	0.00
6 / 2 / 2020	2019A DEBT SERVICE RESERVE FUND		1.54	0.00	0.00	0.00

PARKLAND PRESERVE COMMUNITY DEVELOPMENT DISTRICT (ST. JOHNS COUNTY, FLORIDA)
 \$11,485,000 SPECIAL ASSESSMENT REVENUE BONDS, SERIES 2019A
 \$3,200,000 SPECIAL ASSESSMENT REVENUE BONDS, SERIES 2019B

SCHEDULE 1 - REBATABLE ARBITRAGE CALCULATION

5 / 31 / 2019 ISSUE DATE
 5 / 31 / 2019 BEGINNING OF COMPUTATION PERIOD
 11 / 1 / 2023 COMPUTATION DATE

DATE	FUND/ACCOUNT	INVESTMENT VALUE AT COMPUTATION DATE	EARNINGS ON INVESTMENTS	OTHER DEPOSITS (WITHDRAWALS)	FUTURE VALUE AT BOND YIELD 5.1846%	ALLOWABLE EARNINGS
6 / 2 / 2020	2019A DEBT SERVICE RESERVE FUND		1.82	0.00	0.00	0.00
6 / 2 / 2020	2019A DEBT SERVICE RESERVE FUND		5.05	0.00	0.00	0.00
6 / 2 / 2020	2019A DEBT SERVICE RESERVE FUND		4.97	0.00	0.00	0.00
6 / 2 / 2020	2019A DEBT SERVICE RESERVE FUND		1.29	0.00	0.00	0.00
6 / 2 / 2020	2019A DEBT SERVICE RESERVE FUND		1.53	0.00	0.00	0.00
6 / 2 / 2020	2019A DEBT SERVICE RESERVE FUND		1.75	0.00	0.00	0.00
6 / 2 / 2020	2019A DEBT SERVICE RESERVE FUND		1.85	0.00	0.00	0.00
6 / 2 / 2020	2019A DEBT SERVICE RESERVE FUND		1.83	0.00	0.00	0.00
6 / 2 / 2020	2019A DEBT SERVICE RESERVE FUND		1.33	0.00	0.00	0.00
6 / 2 / 2020	2019A DEBT SERVICE RESERVE FUND		1.69	0.00	0.00	0.00
6 / 2 / 2020	2019A DEBT SERVICE RESERVE FUND		1.87	0.00	0.00	0.00
6 / 2 / 2020	2019A DEBT SERVICE RESERVE FUND		6.19	0.00	0.00	0.00
6 / 2 / 2020	2019A DEBT SERVICE RESERVE FUND		4.91	0.00	0.00	0.00
6 / 2 / 2020	2019A DEBT SERVICE RESERVE FUND		1.35	0.00	0.00	0.00
6 / 2 / 2020	2019A DEBT SERVICE RESERVE FUND		4.71	0.00	0.00	0.00
6 / 2 / 2020	2019A DEBT SERVICE RESERVE FUND		0.00	(49.60)	(59.07)	(9.47)
7 / 2 / 2020	2019A DEBT SERVICE RESERVE FUND		3.29	0.00	0.00	0.00
7 / 2 / 2020	2019A DEBT SERVICE RESERVE FUND		1.13	0.00	0.00	0.00
7 / 2 / 2020	2019A DEBT SERVICE RESERVE FUND		1.07	0.00	0.00	0.00
7 / 2 / 2020	2019A DEBT SERVICE RESERVE FUND		1.44	0.00	0.00	0.00
7 / 2 / 2020	2019A DEBT SERVICE RESERVE FUND		1.19	0.00	0.00	0.00
7 / 2 / 2020	2019A DEBT SERVICE RESERVE FUND		3.23	0.00	0.00	0.00
7 / 2 / 2020	2019A DEBT SERVICE RESERVE FUND		1.03	0.00	0.00	0.00
7 / 2 / 2020	2019A DEBT SERVICE RESERVE FUND		0.95	0.00	0.00	0.00
7 / 2 / 2020	2019A DEBT SERVICE RESERVE FUND		1.43	0.00	0.00	0.00
7 / 2 / 2020	2019A DEBT SERVICE RESERVE FUND		1.06	0.00	0.00	0.00
7 / 2 / 2020	2019A DEBT SERVICE RESERVE FUND		1.27	0.00	0.00	0.00
7 / 2 / 2020	2019A DEBT SERVICE RESERVE FUND		3.76	0.00	0.00	0.00
7 / 2 / 2020	2019A DEBT SERVICE RESERVE FUND		3.07	0.00	0.00	0.00
7 / 2 / 2020	2019A DEBT SERVICE RESERVE FUND		1.10	0.00	0.00	0.00
7 / 2 / 2020	2019A DEBT SERVICE RESERVE FUND		1.15	0.00	0.00	0.00
7 / 2 / 2020	2019A DEBT SERVICE RESERVE FUND		0.99	0.00	0.00	0.00
7 / 2 / 2020	2019A DEBT SERVICE RESERVE FUND		1.09	0.00	0.00	0.00
7 / 2 / 2020	2019A DEBT SERVICE RESERVE FUND		1.08	0.00	0.00	0.00
7 / 2 / 2020	2019A DEBT SERVICE RESERVE FUND		1.18	0.00	0.00	0.00
7 / 2 / 2020	2019A DEBT SERVICE RESERVE FUND		0.75	0.00	0.00	0.00

PARKLAND PRESERVE COMMUNITY DEVELOPMENT DISTRICT (ST. JOHNS COUNTY, FLORIDA)
 \$11,485,000 SPECIAL ASSESSMENT REVENUE BONDS, SERIES 2019A
 \$3,200,000 SPECIAL ASSESSMENT REVENUE BONDS, SERIES 2019B

SCHEDULE 1 - REBATABLE ARBITRAGE CALCULATION

5 / 31 / 2019 ISSUE DATE
 5 / 31 / 2019 BEGINNING OF COMPUTATION PERIOD
 11 / 1 / 2023 COMPUTATION DATE

DATE	FUND/ACCOUNT	INVESTMENT VALUE AT COMPUTATION DATE	EARNINGS ON INVESTMENTS	OTHER DEPOSITS (WITHDRAWALS)	FUTURE VALUE AT BOND YIELD 5.1846%	ALLOWABLE EARNINGS
7 / 2 / 2020	2019A DEBT SERVICE RESERVE FUND		1.37	0.00	0.00	0.00
7 / 2 / 2020	2019A DEBT SERVICE RESERVE FUND		1.41	0.00	0.00	0.00
7 / 2 / 2020	2019A DEBT SERVICE RESERVE FUND		0.00	(34.04)	(40.37)	(6.33)
8 / 4 / 2020	2019A DEBT SERVICE RESERVE FUND		0.99	0.00	0.00	0.00
8 / 4 / 2020	2019A DEBT SERVICE RESERVE FUND		0.78	0.00	0.00	0.00
8 / 4 / 2020	2019A DEBT SERVICE RESERVE FUND		3.76	0.00	0.00	0.00
8 / 4 / 2020	2019A DEBT SERVICE RESERVE FUND		0.80	0.00	0.00	0.00
8 / 4 / 2020	2019A DEBT SERVICE RESERVE FUND		3.32	0.00	0.00	0.00
8 / 4 / 2020	2019A DEBT SERVICE RESERVE FUND		1.13	0.00	0.00	0.00
8 / 4 / 2020	2019A DEBT SERVICE RESERVE FUND		0.59	0.00	0.00	0.00
8 / 4 / 2020	2019A DEBT SERVICE RESERVE FUND		0.54	0.00	0.00	0.00
8 / 4 / 2020	2019A DEBT SERVICE RESERVE FUND		0.88	0.00	0.00	0.00
8 / 4 / 2020	2019A DEBT SERVICE RESERVE FUND		0.84	0.00	0.00	0.00
8 / 4 / 2020	2019A DEBT SERVICE RESERVE FUND		0.85	0.00	0.00	0.00
8 / 4 / 2020	2019A DEBT SERVICE RESERVE FUND		1.26	0.00	0.00	0.00
8 / 4 / 2020	2019A DEBT SERVICE RESERVE FUND		0.72	0.00	0.00	0.00
8 / 4 / 2020	2019A DEBT SERVICE RESERVE FUND		0.82	0.00	0.00	0.00
8 / 4 / 2020	2019A DEBT SERVICE RESERVE FUND		0.90	0.00	0.00	0.00
8 / 4 / 2020	2019A DEBT SERVICE RESERVE FUND		0.72	0.00	0.00	0.00
8 / 4 / 2020	2019A DEBT SERVICE RESERVE FUND		1.07	0.00	0.00	0.00
8 / 4 / 2020	2019A DEBT SERVICE RESERVE FUND		2.44	0.00	0.00	0.00
8 / 4 / 2020	2019A DEBT SERVICE RESERVE FUND		0.72	0.00	0.00	0.00
8 / 4 / 2020	2019A DEBT SERVICE RESERVE FUND		2.64	0.00	0.00	0.00
8 / 4 / 2020	2019A DEBT SERVICE RESERVE FUND		1.18	0.00	0.00	0.00
8 / 4 / 2020	2019A DEBT SERVICE RESERVE FUND		0.00	(26.95)	(31.81)	(4.86)
9 / 2 / 2020	2019A DEBT SERVICE RESERVE FUND		0.48	0.00	0.00	0.00
9 / 2 / 2020	2019A DEBT SERVICE RESERVE FUND		0.19	0.00	0.00	0.00
9 / 2 / 2020	2019A DEBT SERVICE RESERVE FUND		0.23	0.00	0.00	0.00
9 / 2 / 2020	2019A DEBT SERVICE RESERVE FUND		0.13	0.00	0.00	0.00
9 / 2 / 2020	2019A DEBT SERVICE RESERVE FUND		0.10	0.00	0.00	0.00
9 / 2 / 2020	2019A DEBT SERVICE RESERVE FUND		0.26	0.00	0.00	0.00
9 / 2 / 2020	2019A DEBT SERVICE RESERVE FUND		0.24	0.00	0.00	0.00
9 / 2 / 2020	2019A DEBT SERVICE RESERVE FUND		0.10	0.00	0.00	0.00
9 / 2 / 2020	2019A DEBT SERVICE RESERVE FUND		0.13	0.00	0.00	0.00
9 / 2 / 2020	2019A DEBT SERVICE RESERVE FUND		0.10	0.00	0.00	0.00
9 / 2 / 2020	2019A DEBT SERVICE RESERVE FUND		0.10	0.00	0.00	0.00

PARKLAND PRESERVE COMMUNITY DEVELOPMENT DISTRICT (ST. JOHNS COUNTY, FLORIDA)
 \$11,485,000 SPECIAL ASSESSMENT REVENUE BONDS, SERIES 2019A
 \$3,200,000 SPECIAL ASSESSMENT REVENUE BONDS, SERIES 2019B

SCHEDULE 1 - REBATABLE ARBITRAGE CALCULATION

5 / 31 / 2019 ISSUE DATE
 5 / 31 / 2019 BEGINNING OF COMPUTATION PERIOD
 11 / 1 / 2023 COMPUTATION DATE

DATE	FUND/ACCOUNT	INVESTMENT VALUE AT COMPUTATION DATE	EARNINGS ON INVESTMENTS	OTHER DEPOSITS (WITHDRAWALS)	FUTURE VALUE AT BOND YIELD 5.1846%	ALLOWABLE EARNINGS
9 / 2 / 2020	2019A DEBT SERVICE RESERVE FUND		0.13	0.00	0.00	0.00
9 / 2 / 2020	2019A DEBT SERVICE RESERVE FUND		0.52	0.00	0.00	0.00
9 / 2 / 2020	2019A DEBT SERVICE RESERVE FUND		0.13	0.00	0.00	0.00
9 / 2 / 2020	2019A DEBT SERVICE RESERVE FUND		0.24	0.00	0.00	0.00
9 / 2 / 2020	2019A DEBT SERVICE RESERVE FUND		0.31	0.00	0.00	0.00
9 / 2 / 2020	2019A DEBT SERVICE RESERVE FUND		0.09	0.00	0.00	0.00
9 / 2 / 2020	2019A DEBT SERVICE RESERVE FUND		0.07	0.00	0.00	0.00
9 / 2 / 2020	2019A DEBT SERVICE RESERVE FUND		0.20	0.00	0.00	0.00
9 / 2 / 2020	2019A DEBT SERVICE RESERVE FUND		0.08	0.00	0.00	0.00
9 / 2 / 2020	2019A DEBT SERVICE RESERVE FUND		0.38	0.00	0.00	0.00
9 / 2 / 2020	2019A DEBT SERVICE RESERVE FUND		0.00	(4.21)	(4.95)	(0.74)
10 / 2 / 2020	2019A DEBT SERVICE RESERVE FUND		0.21	0.00	0.00	0.00
10 / 2 / 2020	2019A DEBT SERVICE RESERVE FUND		0.21	0.00	0.00	0.00
10 / 2 / 2020	2019A DEBT SERVICE RESERVE FUND		0.21	0.00	0.00	0.00
10 / 2 / 2020	2019A DEBT SERVICE RESERVE FUND		0.21	0.00	0.00	0.00
10 / 2 / 2020	2019A DEBT SERVICE RESERVE FUND		0.21	0.00	0.00	0.00
10 / 2 / 2020	2019A DEBT SERVICE RESERVE FUND		0.21	0.00	0.00	0.00
10 / 2 / 2020	2019A DEBT SERVICE RESERVE FUND		0.21	0.00	0.00	0.00
10 / 2 / 2020	2019A DEBT SERVICE RESERVE FUND		0.21	0.00	0.00	0.00
10 / 2 / 2020	2019A DEBT SERVICE RESERVE FUND		0.21	0.00	0.00	0.00
10 / 2 / 2020	2019A DEBT SERVICE RESERVE FUND		0.63	0.00	0.00	0.00
10 / 2 / 2020	2019A DEBT SERVICE RESERVE FUND		0.21	0.00	0.00	0.00
10 / 2 / 2020	2019A DEBT SERVICE RESERVE FUND		0.21	0.00	0.00	0.00
10 / 2 / 2020	2019A DEBT SERVICE RESERVE FUND		0.13	0.00	0.00	0.00
10 / 2 / 2020	2019A DEBT SERVICE RESERVE FUND		0.63	0.00	0.00	0.00
10 / 2 / 2020	2019A DEBT SERVICE RESERVE FUND		0.13	0.00	0.00	0.00
10 / 2 / 2020	2019A DEBT SERVICE RESERVE FUND		0.63	0.00	0.00	0.00
10 / 2 / 2020	2019A DEBT SERVICE RESERVE FUND		0.13	0.00	0.00	0.00
10 / 2 / 2020	2019A DEBT SERVICE RESERVE FUND		0.21	0.00	0.00	0.00
10 / 2 / 2020	2019A DEBT SERVICE RESERVE FUND		0.21	0.00	0.00	0.00
10 / 2 / 2020	2019A DEBT SERVICE RESERVE FUND		0.84	0.00	0.00	0.00
10 / 2 / 2020	2019A DEBT SERVICE RESERVE FUND		0.21	0.00	0.00	0.00
10 / 2 / 2020	2019A DEBT SERVICE RESERVE FUND		0.00	(6.06)	(7.09)	(1.03)
11 / 3 / 2020	2019A DEBT SERVICE RESERVE FUND		6.51	0.00	0.00	0.00
11 / 3 / 2020	2019A DEBT SERVICE RESERVE FUND		0.00	(6.51)	(7.59)	(1.08)
12 / 2 / 2020	2019A DEBT SERVICE RESERVE FUND		0.21	0.00	0.00	0.00

PARKLAND PRESERVE COMMUNITY DEVELOPMENT DISTRICT (ST. JOHNS COUNTY, FLORIDA)
 \$11,485,000 SPECIAL ASSESSMENT REVENUE BONDS, SERIES 2019A
 \$3,200,000 SPECIAL ASSESSMENT REVENUE BONDS, SERIES 2019B

SCHEDULE 1 - REBATABLE ARBITRAGE CALCULATION

5 / 31 / 2019 ISSUE DATE
 5 / 31 / 2019 BEGINNING OF COMPUTATION PERIOD
 11 / 1 / 2023 COMPUTATION DATE

DATE	FUND/ACCOUNT	INVESTMENT VALUE AT COMPUTATION DATE	EARNINGS ON INVESTMENTS	OTHER DEPOSITS (WITHDRAWALS)	FUTURE VALUE AT BOND YIELD 5.1846%	ALLOWABLE EARNINGS
6 / 2 / 2021	2019A DEBT SERVICE RESERVE FUND		0.13	0.00	0.00	0.00
6 / 2 / 2021	2019A DEBT SERVICE RESERVE FUND		0.13	0.00	0.00	0.00
6 / 2 / 2021	2019A DEBT SERVICE RESERVE FUND		0.13	0.00	0.00	0.00
6 / 2 / 2021	2019A DEBT SERVICE RESERVE FUND		0.13	0.00	0.00	0.00
6 / 2 / 2021	2019A DEBT SERVICE RESERVE FUND		0.50	0.00	0.00	0.00
6 / 2 / 2021	2019A DEBT SERVICE RESERVE FUND		0.00	(3.98)	(4.50)	(0.52)
7 / 2 / 2021	2019A DEBT SERVICE RESERVE FUND		3.86	0.00	0.00	0.00
7 / 2 / 2021	2019A DEBT SERVICE RESERVE FUND		0.00	(3.86)	(4.35)	(0.49)
8 / 3 / 2021	2019A DEBT SERVICE RESERVE FUND		0.13	0.00	0.00	0.00
8 / 3 / 2021	2019A DEBT SERVICE RESERVE FUND		0.13	0.00	0.00	0.00
8 / 3 / 2021	2019A DEBT SERVICE RESERVE FUND		0.13	0.00	0.00	0.00
8 / 3 / 2021	2019A DEBT SERVICE RESERVE FUND		0.13	0.00	0.00	0.00
8 / 3 / 2021	2019A DEBT SERVICE RESERVE FUND		0.13	0.00	0.00	0.00
8 / 3 / 2021	2019A DEBT SERVICE RESERVE FUND		0.13	0.00	0.00	0.00
8 / 3 / 2021	2019A DEBT SERVICE RESERVE FUND		0.50	0.00	0.00	0.00
8 / 3 / 2021	2019A DEBT SERVICE RESERVE FUND		0.38	0.00	0.00	0.00
8 / 3 / 2021	2019A DEBT SERVICE RESERVE FUND		0.13	0.00	0.00	0.00
8 / 3 / 2021	2019A DEBT SERVICE RESERVE FUND		0.13	0.00	0.00	0.00
8 / 3 / 2021	2019A DEBT SERVICE RESERVE FUND		0.13	0.00	0.00	0.00
8 / 3 / 2021	2019A DEBT SERVICE RESERVE FUND		0.13	0.00	0.00	0.00
8 / 3 / 2021	2019A DEBT SERVICE RESERVE FUND		0.25	0.00	0.00	0.00
8 / 3 / 2021	2019A DEBT SERVICE RESERVE FUND		0.13	0.00	0.00	0.00
8 / 3 / 2021	2019A DEBT SERVICE RESERVE FUND		0.38	0.00	0.00	0.00
8 / 3 / 2021	2019A DEBT SERVICE RESERVE FUND		0.13	0.00	0.00	0.00
8 / 3 / 2021	2019A DEBT SERVICE RESERVE FUND		0.13	0.00	0.00	0.00
8 / 3 / 2021	2019A DEBT SERVICE RESERVE FUND		0.13	0.00	0.00	0.00
8 / 3 / 2021	2019A DEBT SERVICE RESERVE FUND		0.13	0.00	0.00	0.00
8 / 3 / 2021	2019A DEBT SERVICE RESERVE FUND		0.13	0.00	0.00	0.00
8 / 3 / 2021	2019A DEBT SERVICE RESERVE FUND		0.13	0.00	0.00	0.00
8 / 3 / 2021	2019A DEBT SERVICE RESERVE FUND		0.38	0.00	0.00	0.00
8 / 3 / 2021	2019A DEBT SERVICE RESERVE FUND		0.13	0.00	0.00	0.00
8 / 3 / 2021	2019A DEBT SERVICE RESERVE FUND		0.13	(3.97)	(4.45)	(0.48)
9 / 2 / 2021	2019A DEBT SERVICE RESERVE FUND		3.99	0.00	0.00	0.00
9 / 2 / 2021	2019A DEBT SERVICE RESERVE FUND		0.00	(3.99)	(4.46)	(0.47)
10 / 4 / 2021	2019A DEBT SERVICE RESERVE FUND		3.85	0.00	0.00	0.00
10 / 4 / 2021	2019A DEBT SERVICE RESERVE FUND		0.00	(3.85)	(4.28)	(0.43)
11 / 2 / 2021	2019A DEBT SERVICE RESERVE FUND		3.97	0.00	0.00	0.00
11 / 2 / 2021	2019A DEBT SERVICE RESERVE FUND		0.00	(3.97)	(4.40)	(0.43)
12 / 2 / 2021	2019A DEBT SERVICE RESERVE FUND		3.84	0.00	0.00	0.00

PARKLAND PRESERVE COMMUNITY DEVELOPMENT DISTRICT (ST. JOHNS COUNTY, FLORIDA)

\$11,485,000 SPECIAL ASSESSMENT REVENUE BONDS, SERIES 2019A

\$3,200,000 SPECIAL ASSESSMENT REVENUE BONDS, SERIES 2019B

SCHEDULE 1 - REBATABLE ARBITRAGE CALCULATION

5 / 31 / 2019 ISSUE DATE
 5 / 31 / 2019 BEGINNING OF COMPUTATION PERIOD
 11 / 1 / 2023 COMPUTATION DATE

DATE	FUND/ACCOUNT	INVESTMENT VALUE AT COMPUTATION DATE	EARNINGS ON INVESTMENTS	OTHER DEPOSITS (WITHDRAWALS)	FUTURE VALUE AT BOND YIELD 5.1846%	ALLOWABLE EARNINGS
12 / 2 / 2021	2019A DEBT SERVICE RESERVE FUND		0.00	(3.84)	(4.24)	(0.40)
1 / 4 / 2022	2019A DEBT SERVICE RESERVE FUND		3.98	0.00	0.00	0.00
1 / 4 / 2022	2019A DEBT SERVICE RESERVE FUND		0.00	(3.98)	(4.37)	(0.39)
2 / 2 / 2022	2019A DEBT SERVICE RESERVE FUND		3.97	0.00	0.00	0.00
2 / 2 / 2022	2019A DEBT SERVICE RESERVE FUND		0.00	(3.97)	(4.34)	(0.37)
3 / 2 / 2022	2019A DEBT SERVICE RESERVE FUND		3.59	0.00	0.00	0.00
3 / 2 / 2022	2019A DEBT SERVICE RESERVE FUND		0.00	(3.59)	(3.91)	(0.32)
4 / 4 / 2022	2019A DEBT SERVICE RESERVE FUND		28.90	0.00	0.00	0.00
4 / 4 / 2022	2019A DEBT SERVICE RESERVE FUND		0.00	(28.90)	(31.33)	(2.43)
5 / 3 / 2022	2019A DEBT SERVICE RESERVE FUND		99.63	0.00	0.00	0.00
5 / 3 / 2022	2019A DEBT SERVICE RESERVE FUND		0.00	(99.63)	(107.55)	(7.92)
6 / 2 / 2022	2019A DEBT SERVICE RESERVE FUND		344.38	0.00	0.00	0.00
6 / 2 / 2022	2019A DEBT SERVICE RESERVE FUND		0.00	(344.38)	(370.23)	(25.85)
7 / 5 / 2022	2019A DEBT SERVICE RESERVE FUND		565.44	0.00	0.00	0.00
7 / 5 / 2022	2019A DEBT SERVICE RESERVE FUND		0.00	(565.44)	(605.03)	(39.59)
8 / 2 / 2022	2019A DEBT SERVICE RESERVE FUND		852.72	0.00	0.00	0.00
8 / 2 / 2022	2019A DEBT SERVICE RESERVE FUND		0.00	(852.72)	(908.93)	(56.21)
9 / 2 / 2022	2019A DEBT SERVICE RESERVE FUND		1,195.73	0.00	0.00	0.00
9 / 2 / 2022	2019A DEBT SERVICE RESERVE FUND		0.00	(1,195.73)	(1,269.13)	(73.40)
10 / 4 / 2022	2019A DEBT SERVICE RESERVE FUND		1,271.68	0.00	0.00	0.00
10 / 4 / 2022	2019A DEBT SERVICE RESERVE FUND		0.00	(1,271.68)	(1,343.61)	(71.93)
11 / 2 / 2022	2019A DEBT SERVICE RESERVE FUND		52.97	0.00	0.00	0.00
11 / 2 / 2022	2019A DEBT SERVICE RESERVE FUND		52.31	0.00	0.00	0.00
11 / 2 / 2022	2019A DEBT SERVICE RESERVE FUND		55.56	0.00	0.00	0.00
11 / 2 / 2022	2019A DEBT SERVICE RESERVE FUND		52.54	0.00	0.00	0.00
11 / 2 / 2022	2019A DEBT SERVICE RESERVE FUND		54.49	0.00	0.00	0.00
11 / 2 / 2022	2019A DEBT SERVICE RESERVE FUND		53.06	0.00	0.00	0.00
11 / 2 / 2022	2019A DEBT SERVICE RESERVE FUND		56.67	0.00	0.00	0.00
11 / 2 / 2022	2019A DEBT SERVICE RESERVE FUND		53.61	0.00	0.00	0.00
11 / 2 / 2022	2019A DEBT SERVICE RESERVE FUND		211.82	0.00	0.00	0.00
11 / 2 / 2022	2019A DEBT SERVICE RESERVE FUND		54.61	0.00	0.00	0.00
11 / 2 / 2022	2019A DEBT SERVICE RESERVE FUND		52.96	0.00	0.00	0.00
11 / 2 / 2022	2019A DEBT SERVICE RESERVE FUND		52.54	0.00	0.00	0.00
11 / 2 / 2022	2019A DEBT SERVICE RESERVE FUND		55.03	0.00	0.00	0.00
11 / 2 / 2022	2019A DEBT SERVICE RESERVE FUND		166.36	0.00	0.00	0.00
11 / 2 / 2022	2019A DEBT SERVICE RESERVE FUND		163.62	0.00	0.00	0.00

PARKLAND PRESERVE COMMUNITY DEVELOPMENT DISTRICT (ST. JOHNS COUNTY, FLORIDA)

\$11,485,000 SPECIAL ASSESSMENT REVENUE BONDS, SERIES 2019A

\$3,200,000 SPECIAL ASSESSMENT REVENUE BONDS, SERIES 2019B

SCHEDULE 1 - REBATABLE ARBITRAGE CALCULATION

5 / 31 / 2019 ISSUE DATE
 5 / 31 / 2019 BEGINNING OF COMPUTATION PERIOD
 11 / 1 / 2023 COMPUTATION DATE

DATE	FUND/ACCOUNT	INVESTMENT VALUE AT COMPUTATION DATE	EARNINGS ON INVESTMENTS	OTHER DEPOSITS (WITHDRAWALS)	FUTURE VALUE AT BOND YIELD 5.1846%	ALLOWABLE EARNINGS
11 / 2 / 2022	2019A DEBT SERVICE RESERVE FUND		52.96	0.00	0.00	0.00
11 / 2 / 2022	2019A DEBT SERVICE RESERVE FUND		104.30	0.00	0.00	0.00
11 / 2 / 2022	2019A DEBT SERVICE RESERVE FUND		52.96	0.00	0.00	0.00
11 / 2 / 2022	2019A DEBT SERVICE RESERVE FUND		53.66	0.00	0.00	0.00
11 / 2 / 2022	2019A DEBT SERVICE RESERVE FUND		159.00	0.00	0.00	0.00
11 / 2 / 2022	2019A DEBT SERVICE RESERVE FUND		55.10	0.00	0.00	0.00
11 / 2 / 2022	2019A DEBT SERVICE RESERVE FUND		0.00	(1,666.13)	(1,753.38)	(87.25)
12 / 2 / 2022	2019A DEBT SERVICE RESERVE FUND		73.25	0.00	0.00	0.00
12 / 2 / 2022	2019A DEBT SERVICE RESERVE FUND		69.38	0.00	0.00	0.00
12 / 2 / 2022	2019A DEBT SERVICE RESERVE FUND		74.50	0.00	0.00	0.00
12 / 2 / 2022	2019A DEBT SERVICE RESERVE FUND		56.74	0.00	0.00	0.00
12 / 2 / 2022	2019A DEBT SERVICE RESERVE FUND		69.38	0.00	0.00	0.00
12 / 2 / 2022	2019A DEBT SERVICE RESERVE FUND		146.99	0.00	0.00	0.00
12 / 2 / 2022	2019A DEBT SERVICE RESERVE FUND		281.38	0.00	0.00	0.00
12 / 2 / 2022	2019A DEBT SERVICE RESERVE FUND		219.91	0.00	0.00	0.00
12 / 2 / 2022	2019A DEBT SERVICE RESERVE FUND		74.35	0.00	0.00	0.00
12 / 2 / 2022	2019A DEBT SERVICE RESERVE FUND		71.94	0.00	0.00	0.00
12 / 2 / 2022	2019A DEBT SERVICE RESERVE FUND		69.00	0.00	0.00	0.00
12 / 2 / 2022	2019A DEBT SERVICE RESERVE FUND		70.50	0.00	0.00	0.00
12 / 2 / 2022	2019A DEBT SERVICE RESERVE FUND		57.03	0.00	0.00	0.00
12 / 2 / 2022	2019A DEBT SERVICE RESERVE FUND		207.40	0.00	0.00	0.00
12 / 2 / 2022	2019A DEBT SERVICE RESERVE FUND		222.90	0.00	0.00	0.00
12 / 2 / 2022	2019A DEBT SERVICE RESERVE FUND		71.97	0.00	0.00	0.00
12 / 2 / 2022	2019A DEBT SERVICE RESERVE FUND		73.26	0.00	0.00	0.00
12 / 2 / 2022	2019A DEBT SERVICE RESERVE FUND		74.90	0.00	0.00	0.00
12 / 2 / 2022	2019A DEBT SERVICE RESERVE FUND		73.47	0.00	0.00	0.00
12 / 2 / 2022	2019A DEBT SERVICE RESERVE FUND		69.28	0.00	0.00	0.00
12 / 2 / 2022	2019A DEBT SERVICE RESERVE FUND		0.00	(2,127.53)	(2,229.42)	(101.89)
1 / 4 / 2023	2019A DEBT SERVICE RESERVE FUND		224.07	0.00	0.00	0.00
1 / 4 / 2023	2019A DEBT SERVICE RESERVE FUND		255.32	0.00	0.00	0.00
1 / 4 / 2023	2019A DEBT SERVICE RESERVE FUND		74.73	0.00	0.00	0.00
1 / 4 / 2023	2019A DEBT SERVICE RESERVE FUND		85.19	0.00	0.00	0.00
1 / 4 / 2023	2019A DEBT SERVICE RESERVE FUND		85.44	0.00	0.00	0.00
1 / 4 / 2023	2019A DEBT SERVICE RESERVE FUND		74.68	0.00	0.00	0.00
1 / 4 / 2023	2019A DEBT SERVICE RESERVE FUND		224.11	0.00	0.00	0.00
1 / 4 / 2023	2019A DEBT SERVICE RESERVE FUND		85.15	0.00	0.00	0.00

PARKLAND PRESERVE COMMUNITY DEVELOPMENT DISTRICT (ST. JOHNS COUNTY, FLORIDA)

\$11,485,000 SPECIAL ASSESSMENT REVENUE BONDS, SERIES 2019A

\$3,200,000 SPECIAL ASSESSMENT REVENUE BONDS, SERIES 2019B

SCHEDULE 1 - REBATABLE ARBITRAGE CALCULATION

5 / 31 / 2019 ISSUE DATE
 5 / 31 / 2019 BEGINNING OF COMPUTATION PERIOD
 11 / 1 / 2023 COMPUTATION DATE

DATE	FUND/ACCOUNT	INVESTMENT VALUE AT COMPUTATION DATE	EARNINGS ON INVESTMENTS	OTHER DEPOSITS (WITHDRAWALS)	FUTURE VALUE AT BOND YIELD 5.1846%	ALLOWABLE EARNINGS
1 / 4 / 2023	2019A DEBT SERVICE RESERVE FUND		85.54	0.00	0.00	0.00
1 / 4 / 2023	2019A DEBT SERVICE RESERVE FUND		74.75	0.00	0.00	0.00
1 / 4 / 2023	2019A DEBT SERVICE RESERVE FUND		85.48	0.00	0.00	0.00
1 / 4 / 2023	2019A DEBT SERVICE RESERVE FUND		74.68	0.00	0.00	0.00
1 / 4 / 2023	2019A DEBT SERVICE RESERVE FUND		341.07	0.00	0.00	0.00
1 / 4 / 2023	2019A DEBT SERVICE RESERVE FUND		74.74	0.00	0.00	0.00
1 / 4 / 2023	2019A DEBT SERVICE RESERVE FUND		85.22	0.00	0.00	0.00
1 / 4 / 2023	2019A DEBT SERVICE RESERVE FUND		85.04	0.00	0.00	0.00
1 / 4 / 2023	2019A DEBT SERVICE RESERVE FUND		74.71	0.00	0.00	0.00
1 / 4 / 2023	2019A DEBT SERVICE RESERVE FUND		74.70	0.00	0.00	0.00
1 / 4 / 2023	2019A DEBT SERVICE RESERVE FUND		85.20	0.00	0.00	0.00
1 / 4 / 2023	2019A DEBT SERVICE RESERVE FUND		85.32	0.00	0.00	0.00
1 / 4 / 2023	2019A DEBT SERVICE RESERVE FUND		85.54	0.00	0.00	0.00
1 / 4 / 2023	2019A DEBT SERVICE RESERVE FUND		74.64	0.00	0.00	0.00
1 / 4 / 2023	2019A DEBT SERVICE RESERVE FUND		0.00	(2,495.32)	(2,602.95)	(107.63)
2 / 2 / 2023	2019A DEBT SERVICE RESERVE FUND		85.49	0.00	0.00	0.00
2 / 2 / 2023	2019A DEBT SERVICE RESERVE FUND		257.50	0.00	0.00	0.00
2 / 2 / 2023	2019A DEBT SERVICE RESERVE FUND		85.45	0.00	0.00	0.00
2 / 2 / 2023	2019A DEBT SERVICE RESERVE FUND		85.84	0.00	0.00	0.00
2 / 2 / 2023	2019A DEBT SERVICE RESERVE FUND		85.92	0.00	0.00	0.00
2 / 2 / 2023	2019A DEBT SERVICE RESERVE FUND		85.54	0.00	0.00	0.00
2 / 2 / 2023	2019A DEBT SERVICE RESERVE FUND		342.95	0.00	0.00	0.00
2 / 2 / 2023	2019A DEBT SERVICE RESERVE FUND		85.75	0.00	0.00	0.00
2 / 2 / 2023	2019A DEBT SERVICE RESERVE FUND		85.43	0.00	0.00	0.00
2 / 2 / 2023	2019A DEBT SERVICE RESERVE FUND		85.78	0.00	0.00	0.00
2 / 2 / 2023	2019A DEBT SERVICE RESERVE FUND		257.82	0.00	0.00	0.00
2 / 2 / 2023	2019A DEBT SERVICE RESERVE FUND		85.89	0.00	0.00	0.00
2 / 2 / 2023	2019A DEBT SERVICE RESERVE FUND		85.30	0.00	0.00	0.00
2 / 2 / 2023	2019A DEBT SERVICE RESERVE FUND		85.84	0.00	0.00	0.00
2 / 2 / 2023	2019A DEBT SERVICE RESERVE FUND		256.42	0.00	0.00	0.00
2 / 2 / 2023	2019A DEBT SERVICE RESERVE FUND		85.83	0.00	0.00	0.00
2 / 2 / 2023	2019A DEBT SERVICE RESERVE FUND		85.96	0.00	0.00	0.00
2 / 2 / 2023	2019A DEBT SERVICE RESERVE FUND		85.92	0.00	0.00	0.00
2 / 2 / 2023	2019A DEBT SERVICE RESERVE FUND		85.81	0.00	0.00	0.00
2 / 2 / 2023	2019A DEBT SERVICE RESERVE FUND		85.81	0.00	0.00	0.00
2 / 2 / 2023	2019A DEBT SERVICE RESERVE FUND		85.54	0.00	0.00	0.00

PARKLAND PRESERVE COMMUNITY DEVELOPMENT DISTRICT (ST. JOHNS COUNTY, FLORIDA)
 \$11,485,000 SPECIAL ASSESSMENT REVENUE BONDS, SERIES 2019A
 \$3,200,000 SPECIAL ASSESSMENT REVENUE BONDS, SERIES 2019B

SCHEDULE 1 - REBATABLE ARBITRAGE CALCULATION

5 / 31 / 2019 ISSUE DATE
 5 / 31 / 2019 BEGINNING OF COMPUTATION PERIOD
 11 / 1 / 2023 COMPUTATION DATE

DATE	FUND/ACCOUNT	INVESTMENT VALUE AT COMPUTATION DATE	EARNINGS ON INVESTMENTS	OTHER DEPOSITS (WITHDRAWALS)	FUTURE VALUE AT BOND YIELD 5.1846%	ALLOWABLE EARNINGS
2 / 2 / 2023	2019A DEBT SERVICE RESERVE FUND		86.18	0.00	0.00	0.00
2 / 2 / 2023	2019A DEBT SERVICE RESERVE FUND		0.00	(2,657.97)	(2,761.60)	(103.63)
3 / 2 / 2023	2019A DEBT SERVICE RESERVE FUND		90.80	0.00	0.00	0.00
3 / 2 / 2023	2019A DEBT SERVICE RESERVE FUND		364.10	0.00	0.00	0.00
3 / 2 / 2023	2019A DEBT SERVICE RESERVE FUND		271.16	0.00	0.00	0.00
3 / 2 / 2023	2019A DEBT SERVICE RESERVE FUND		271.98	0.00	0.00	0.00
3 / 2 / 2023	2019A DEBT SERVICE RESERVE FUND		91.57	0.00	0.00	0.00
3 / 2 / 2023	2019A DEBT SERVICE RESERVE FUND		91.14	0.00	0.00	0.00
3 / 2 / 2023	2019A DEBT SERVICE RESERVE FUND		90.70	0.00	0.00	0.00
3 / 2 / 2023	2019A DEBT SERVICE RESERVE FUND		91.06	0.00	0.00	0.00
3 / 2 / 2023	2019A DEBT SERVICE RESERVE FUND		85.86	0.00	0.00	0.00
3 / 2 / 2023	2019A DEBT SERVICE RESERVE FUND		89.96	0.00	0.00	0.00
3 / 2 / 2023	2019A DEBT SERVICE RESERVE FUND		90.68	0.00	0.00	0.00
3 / 2 / 2023	2019A DEBT SERVICE RESERVE FUND		91.00	0.00	0.00	0.00
3 / 2 / 2023	2019A DEBT SERVICE RESERVE FUND		90.73	0.00	0.00	0.00
3 / 2 / 2023	2019A DEBT SERVICE RESERVE FUND		273.41	0.00	0.00	0.00
3 / 2 / 2023	2019A DEBT SERVICE RESERVE FUND		91.12	0.00	0.00	0.00
3 / 2 / 2023	2019A DEBT SERVICE RESERVE FUND		90.65	0.00	0.00	0.00
3 / 2 / 2023	2019A DEBT SERVICE RESERVE FUND		91.03	0.00	0.00	0.00
3 / 2 / 2023	2019A DEBT SERVICE RESERVE FUND		90.65	0.00	0.00	0.00
3 / 2 / 2023	2019A DEBT SERVICE RESERVE FUND		90.96	0.00	0.00	0.00
3 / 2 / 2023	2019A DEBT SERVICE RESERVE FUND		0.00	(2,538.56)	(2,626.31)	(87.75)
4 / 4 / 2023	2019A DEBT SERVICE RESERVE FUND		96.68	0.00	0.00	0.00
4 / 4 / 2023	2019A DEBT SERVICE RESERVE FUND		96.56	0.00	0.00	0.00
4 / 4 / 2023	2019A DEBT SERVICE RESERVE FUND		96.70	0.00	0.00	0.00
4 / 4 / 2023	2019A DEBT SERVICE RESERVE FUND		91.29	0.00	0.00	0.00
4 / 4 / 2023	2019A DEBT SERVICE RESERVE FUND		273.93	0.00	0.00	0.00
4 / 4 / 2023	2019A DEBT SERVICE RESERVE FUND		273.79	0.00	0.00	0.00
4 / 4 / 2023	2019A DEBT SERVICE RESERVE FUND		274.23	0.00	0.00	0.00
4 / 4 / 2023	2019A DEBT SERVICE RESERVE FUND		287.64	0.00	0.00	0.00
4 / 4 / 2023	2019A DEBT SERVICE RESERVE FUND		96.69	0.00	0.00	0.00
4 / 4 / 2023	2019A DEBT SERVICE RESERVE FUND		91.31	0.00	0.00	0.00
4 / 4 / 2023	2019A DEBT SERVICE RESERVE FUND		91.28	0.00	0.00	0.00
4 / 4 / 2023	2019A DEBT SERVICE RESERVE FUND		91.48	0.00	0.00	0.00
4 / 4 / 2023	2019A DEBT SERVICE RESERVE FUND		91.31	0.00	0.00	0.00
4 / 4 / 2023	2019A DEBT SERVICE RESERVE FUND		96.65	0.00	0.00	0.00

PARKLAND PRESERVE COMMUNITY DEVELOPMENT DISTRICT (ST. JOHNS COUNTY, FLORIDA)
 \$11,485,000 SPECIAL ASSESSMENT REVENUE BONDS, SERIES 2019A
 \$3,200,000 SPECIAL ASSESSMENT REVENUE BONDS, SERIES 2019B

SCHEDULE 1 - REBATABLE ARBITRAGE CALCULATION

5 / 31 / 2019 ISSUE DATE
 5 / 31 / 2019 BEGINNING OF COMPUTATION PERIOD
 11 / 1 / 2023 COMPUTATION DATE

DATE	FUND/ACCOUNT	INVESTMENT VALUE AT COMPUTATION DATE	EARNINGS ON INVESTMENTS	OTHER DEPOSITS (WITHDRAWALS)	FUTURE VALUE AT BOND YIELD 5.1846%	ALLOWABLE EARNINGS
4 / 4 / 2023	2019A DEBT SERVICE RESERVE FUND		91.27	0.00	0.00	0.00
4 / 4 / 2023	2019A DEBT SERVICE RESERVE FUND		91.33	0.00	0.00	0.00
4 / 4 / 2023	2019A DEBT SERVICE RESERVE FUND		91.41	0.00	0.00	0.00
4 / 4 / 2023	2019A DEBT SERVICE RESERVE FUND		91.29	0.00	0.00	0.00
4 / 4 / 2023	2019A DEBT SERVICE RESERVE FUND		95.72	0.00	0.00	0.00
4 / 4 / 2023	2019A DEBT SERVICE RESERVE FUND		91.41	0.00	0.00	0.00
4 / 4 / 2023	2019A DEBT SERVICE RESERVE FUND		91.45	0.00	0.00	0.00
4 / 4 / 2023	2019A DEBT SERVICE RESERVE FUND		91.25	0.00	0.00	0.00
4 / 4 / 2023	2019A DEBT SERVICE RESERVE FUND		90.79	0.00	0.00	0.00
4 / 4 / 2023	2019A DEBT SERVICE RESERVE FUND		0.00	(2,875.46)	(2,961.35)	(85.89)
5 / 2 / 2023	2019A DEBT SERVICE RESERVE FUND		97.33	0.00	0.00	0.00
5 / 2 / 2023	2019A DEBT SERVICE RESERVE FUND		292.12	0.00	0.00	0.00
5 / 2 / 2023	2019A DEBT SERVICE RESERVE FUND		95.72	0.00	0.00	0.00
5 / 2 / 2023	2019A DEBT SERVICE RESERVE FUND		97.32	0.00	0.00	0.00
5 / 2 / 2023	2019A DEBT SERVICE RESERVE FUND		95.96	0.00	0.00	0.00
5 / 2 / 2023	2019A DEBT SERVICE RESERVE FUND		290.70	0.00	0.00	0.00
5 / 2 / 2023	2019A DEBT SERVICE RESERVE FUND		97.09	0.00	0.00	0.00
5 / 2 / 2023	2019A DEBT SERVICE RESERVE FUND		97.25	0.00	0.00	0.00
5 / 2 / 2023	2019A DEBT SERVICE RESERVE FUND		291.77	0.00	0.00	0.00
5 / 2 / 2023	2019A DEBT SERVICE RESERVE FUND		97.34	0.00	0.00	0.00
5 / 2 / 2023	2019A DEBT SERVICE RESERVE FUND		97.27	0.00	0.00	0.00
5 / 2 / 2023	2019A DEBT SERVICE RESERVE FUND		96.88	0.00	0.00	0.00
5 / 2 / 2023	2019A DEBT SERVICE RESERVE FUND		96.41	0.00	0.00	0.00
5 / 2 / 2023	2019A DEBT SERVICE RESERVE FUND		97.32	0.00	0.00	0.00
5 / 2 / 2023	2019A DEBT SERVICE RESERVE FUND		97.25	0.00	0.00	0.00
5 / 2 / 2023	2019A DEBT SERVICE RESERVE FUND		96.57	0.00	0.00	0.00
5 / 2 / 2023	2019A DEBT SERVICE RESERVE FUND		96.90	0.00	0.00	0.00
5 / 2 / 2023	2019A DEBT SERVICE RESERVE FUND		96.89	0.00	0.00	0.00
5 / 2 / 2023	2019A DEBT SERVICE RESERVE FUND		95.72	0.00	0.00	0.00
5 / 2 / 2023	2019A DEBT SERVICE RESERVE FUND		383.99	0.00	0.00	0.00
5 / 2 / 2023	2019A DEBT SERVICE RESERVE FUND		96.66	0.00	0.00	0.00
5 / 2 / 2023	2019A DEBT SERVICE RESERVE FUND		0.00	(2,904.46)	(2,979.33)	(74.87)
6 / 2 / 2023	2019A DEBT SERVICE RESERVE FUND		102.57	0.00	0.00	0.00
6 / 2 / 2023	2019A DEBT SERVICE RESERVE FUND		102.33	0.00	0.00	0.00
6 / 2 / 2023	2019A DEBT SERVICE RESERVE FUND		102.22	0.00	0.00	0.00
6 / 2 / 2023	2019A DEBT SERVICE RESERVE FUND		101.58	0.00	0.00	0.00

PARKLAND PRESERVE COMMUNITY DEVELOPMENT DISTRICT (ST. JOHNS COUNTY, FLORIDA)
 \$11,485,000 SPECIAL ASSESSMENT REVENUE BONDS, SERIES 2019A
 \$3,200,000 SPECIAL ASSESSMENT REVENUE BONDS, SERIES 2019B

SCHEDULE 1 - REBATABLE ARBITRAGE CALCULATION

5 / 31 / 2019 ISSUE DATE
 5 / 31 / 2019 BEGINNING OF COMPUTATION PERIOD
 11 / 1 / 2023 COMPUTATION DATE

DATE	FUND/ACCOUNT	INVESTMENT VALUE AT COMPUTATION DATE	EARNINGS ON INVESTMENTS	OTHER DEPOSITS (WITHDRAWALS)	FUTURE VALUE AT BOND YIELD 5.1846%	ALLOWABLE EARNINGS
6 / 2 / 2023	2019A DEBT SERVICE RESERVE FUND		306.84	0.00	0.00	0.00
6 / 2 / 2023	2019A DEBT SERVICE RESERVE FUND		306.59	0.00	0.00	0.00
6 / 2 / 2023	2019A DEBT SERVICE RESERVE FUND		102.25	0.00	0.00	0.00
6 / 2 / 2023	2019A DEBT SERVICE RESERVE FUND		97.24	0.00	0.00	0.00
6 / 2 / 2023	2019A DEBT SERVICE RESERVE FUND		102.57	0.00	0.00	0.00
6 / 2 / 2023	2019A DEBT SERVICE RESERVE FUND		102.83	0.00	0.00	0.00
6 / 2 / 2023	2019A DEBT SERVICE RESERVE FUND		102.28	0.00	0.00	0.00
6 / 2 / 2023	2019A DEBT SERVICE RESERVE FUND		102.27	0.00	0.00	0.00
6 / 2 / 2023	2019A DEBT SERVICE RESERVE FUND		102.29	0.00	0.00	0.00
6 / 2 / 2023	2019A DEBT SERVICE RESERVE FUND		102.28	0.00	0.00	0.00
6 / 2 / 2023	2019A DEBT SERVICE RESERVE FUND		102.23	0.00	0.00	0.00
6 / 2 / 2023	2019A DEBT SERVICE RESERVE FUND		102.26	0.00	0.00	0.00
6 / 2 / 2023	2019A DEBT SERVICE RESERVE FUND		97.25	0.00	0.00	0.00
6 / 2 / 2023	2019A DEBT SERVICE RESERVE FUND		102.26	0.00	0.00	0.00
6 / 2 / 2023	2019A DEBT SERVICE RESERVE FUND		410.64	0.00	0.00	0.00
6 / 2 / 2023	2019A DEBT SERVICE RESERVE FUND		102.64	0.00	0.00	0.00
6 / 2 / 2023	2019A DEBT SERVICE RESERVE FUND		97.12	0.00	0.00	0.00
6 / 2 / 2023	2019A DEBT SERVICE RESERVE FUND		306.76	0.00	0.00	0.00
6 / 2 / 2023	2019A DEBT SERVICE RESERVE FUND		0.00	(3,157.30)	(3,224.90)	(67.60)
7 / 5 / 2023	2019A DEBT SERVICE RESERVE FUND		102.48	0.00	0.00	0.00
7 / 5 / 2023	2019A DEBT SERVICE RESERVE FUND		102.83	0.00	0.00	0.00
7 / 5 / 2023	2019A DEBT SERVICE RESERVE FUND		102.70	0.00	0.00	0.00
7 / 5 / 2023	2019A DEBT SERVICE RESERVE FUND		307.14	0.00	0.00	0.00
7 / 5 / 2023	2019A DEBT SERVICE RESERVE FUND		102.46	0.00	0.00	0.00
7 / 5 / 2023	2019A DEBT SERVICE RESERVE FUND		102.43	0.00	0.00	0.00
7 / 5 / 2023	2019A DEBT SERVICE RESERVE FUND		102.79	0.00	0.00	0.00
7 / 5 / 2023	2019A DEBT SERVICE RESERVE FUND		102.83	0.00	0.00	0.00
7 / 5 / 2023	2019A DEBT SERVICE RESERVE FUND		410.40	0.00	0.00	0.00
7 / 5 / 2023	2019A DEBT SERVICE RESERVE FUND		102.43	0.00	0.00	0.00
7 / 5 / 2023	2019A DEBT SERVICE RESERVE FUND		102.38	0.00	0.00	0.00
7 / 5 / 2023	2019A DEBT SERVICE RESERVE FUND		102.62	0.00	0.00	0.00
7 / 5 / 2023	2019A DEBT SERVICE RESERVE FUND		102.45	0.00	0.00	0.00
7 / 5 / 2023	2019A DEBT SERVICE RESERVE FUND		102.58	0.00	0.00	0.00
7 / 5 / 2023	2019A DEBT SERVICE RESERVE FUND		102.68	0.00	0.00	0.00
7 / 5 / 2023	2019A DEBT SERVICE RESERVE FUND		102.65	0.00	0.00	0.00
7 / 5 / 2023	2019A DEBT SERVICE RESERVE FUND		307.23	0.00	0.00	0.00

PARKLAND PRESERVE COMMUNITY DEVELOPMENT DISTRICT (ST. JOHNS COUNTY, FLORIDA)
 \$11,485,000 SPECIAL ASSESSMENT REVENUE BONDS, SERIES 2019A
 \$3,200,000 SPECIAL ASSESSMENT REVENUE BONDS, SERIES 2019B

SCHEDULE 1 - REBATABLE ARBITRAGE CALCULATION

5 / 31 / 2019 ISSUE DATE
 5 / 31 / 2019 BEGINNING OF COMPUTATION PERIOD
 11 / 1 / 2023 COMPUTATION DATE

DATE	FUND/ACCOUNT	INVESTMENT VALUE AT COMPUTATION DATE	EARNINGS ON INVESTMENTS	OTHER DEPOSITS (WITHDRAWALS)	FUTURE VALUE AT BOND YIELD 5.1846%	ALLOWABLE EARNINGS
7 / 5 / 2023	2019A DEBT SERVICE RESERVE FUND		307.99	0.00	0.00	0.00
7 / 5 / 2023	2019A DEBT SERVICE RESERVE FUND		102.41	0.00	0.00	0.00
7 / 5 / 2023	2019A DEBT SERVICE RESERVE FUND		102.66	0.00	0.00	0.00
7 / 5 / 2023	2019A DEBT SERVICE RESERVE FUND		102.40	0.00	0.00	0.00
7 / 5 / 2023	2019A DEBT SERVICE RESERVE FUND		0.00	(3,076.54)	(3,127.70)	(51.16)
8 / 2 / 2023	2019A DEBT SERVICE RESERVE FUND		102.64	0.00	0.00	0.00
8 / 2 / 2023	2019A DEBT SERVICE RESERVE FUND		102.88	0.00	0.00	0.00
8 / 2 / 2023	2019A DEBT SERVICE RESERVE FUND		107.80	0.00	0.00	0.00
8 / 2 / 2023	2019A DEBT SERVICE RESERVE FUND		102.66	0.00	0.00	0.00
8 / 2 / 2023	2019A DEBT SERVICE RESERVE FUND		102.59	0.00	0.00	0.00
8 / 2 / 2023	2019A DEBT SERVICE RESERVE FUND		102.54	0.00	0.00	0.00
8 / 2 / 2023	2019A DEBT SERVICE RESERVE FUND		204.80	0.00	0.00	0.00
8 / 2 / 2023	2019A DEBT SERVICE RESERVE FUND		307.63	0.00	0.00	0.00
8 / 2 / 2023	2019A DEBT SERVICE RESERVE FUND		102.67	0.00	0.00	0.00
8 / 2 / 2023	2019A DEBT SERVICE RESERVE FUND		322.95	0.00	0.00	0.00
8 / 2 / 2023	2019A DEBT SERVICE RESERVE FUND		102.84	0.00	0.00	0.00
8 / 2 / 2023	2019A DEBT SERVICE RESERVE FUND		102.62	0.00	0.00	0.00
8 / 2 / 2023	2019A DEBT SERVICE RESERVE FUND		102.68	0.00	0.00	0.00
8 / 2 / 2023	2019A DEBT SERVICE RESERVE FUND		102.57	0.00	0.00	0.00
8 / 2 / 2023	2019A DEBT SERVICE RESERVE FUND		102.57	0.00	0.00	0.00
8 / 2 / 2023	2019A DEBT SERVICE RESERVE FUND		102.58	0.00	0.00	0.00
8 / 2 / 2023	2019A DEBT SERVICE RESERVE FUND		308.02	0.00	0.00	0.00
8 / 2 / 2023	2019A DEBT SERVICE RESERVE FUND		107.65	0.00	0.00	0.00
8 / 2 / 2023	2019A DEBT SERVICE RESERVE FUND		307.82	0.00	0.00	0.00
8 / 2 / 2023	2019A DEBT SERVICE RESERVE FUND		205.35	0.00	0.00	0.00
8 / 2 / 2023	2019A DEBT SERVICE RESERVE FUND		102.52	0.00	0.00	0.00
8 / 2 / 2023	2019A DEBT SERVICE RESERVE FUND		0.00	(3,206.38)	(3,247.21)	(40.83)
9 / 5 / 2023	2019A DEBT SERVICE RESERVE FUND		107.59	0.00	0.00	0.00
9 / 5 / 2023	2019A DEBT SERVICE RESERVE FUND		107.33	0.00	0.00	0.00
9 / 5 / 2023	2019A DEBT SERVICE RESERVE FUND		321.98	0.00	0.00	0.00
9 / 5 / 2023	2019A DEBT SERVICE RESERVE FUND		322.70	0.00	0.00	0.00
9 / 5 / 2023	2019A DEBT SERVICE RESERVE FUND		107.31	0.00	0.00	0.00
9 / 5 / 2023	2019A DEBT SERVICE RESERVE FUND		107.65	0.00	0.00	0.00
9 / 5 / 2023	2019A DEBT SERVICE RESERVE FUND		107.37	0.00	0.00	0.00
9 / 5 / 2023	2019A DEBT SERVICE RESERVE FUND		107.63	0.00	0.00	0.00
9 / 5 / 2023	2019A DEBT SERVICE RESERVE FUND		107.33	0.00	0.00	0.00

PARKLAND PRESERVE COMMUNITY DEVELOPMENT DISTRICT (ST. JOHNS COUNTY, FLORIDA)
 \$11,485,000 SPECIAL ASSESSMENT REVENUE BONDS, SERIES 2019A
 \$3,200,000 SPECIAL ASSESSMENT REVENUE BONDS, SERIES 2019B

SCHEDULE 1 - REBATABLE ARBITRAGE CALCULATION

5 / 31 / 2019 ISSUE DATE
 5 / 31 / 2019 BEGINNING OF COMPUTATION PERIOD
 11 / 1 / 2023 COMPUTATION DATE

DATE	FUND/ACCOUNT	INVESTMENT VALUE AT COMPUTATION DATE	EARNINGS ON INVESTMENTS	OTHER DEPOSITS (WITHDRAWALS)	FUTURE VALUE AT BOND YIELD 5.1846%	ALLOWABLE EARNINGS
9 / 5 / 2023	2019A DEBT SERVICE RESERVE FUND		107.93	0.00	0.00	0.00
9 / 5 / 2023	2019A DEBT SERVICE RESERVE FUND		107.80	0.00	0.00	0.00
9 / 5 / 2023	2019A DEBT SERVICE RESERVE FUND		107.74	0.00	0.00	0.00
9 / 5 / 2023	2019A DEBT SERVICE RESERVE FUND		323.08	0.00	0.00	0.00
9 / 5 / 2023	2019A DEBT SERVICE RESERVE FUND		107.53	0.00	0.00	0.00
9 / 5 / 2023	2019A DEBT SERVICE RESERVE FUND		107.53	0.00	0.00	0.00
9 / 5 / 2023	2019A DEBT SERVICE RESERVE FUND		107.56	0.00	0.00	0.00
9 / 5 / 2023	2019A DEBT SERVICE RESERVE FUND		107.28	0.00	0.00	0.00
9 / 5 / 2023	2019A DEBT SERVICE RESERVE FUND		107.44	0.00	0.00	0.00
9 / 5 / 2023	2019A DEBT SERVICE RESERVE FUND		107.80	0.00	0.00	0.00
9 / 5 / 2023	2019A DEBT SERVICE RESERVE FUND		107.39	0.00	0.00	0.00
9 / 5 / 2023	2019A DEBT SERVICE RESERVE FUND		107.68	0.00	0.00	0.00
9 / 5 / 2023	2019A DEBT SERVICE RESERVE FUND		322.37	0.00	0.00	0.00
9 / 5 / 2023	2019A DEBT SERVICE RESERVE FUND		107.50	0.00	0.00	0.00
9 / 5 / 2023	2019A DEBT SERVICE RESERVE FUND		0.00	(3,333.52)	(3,360.17)	(26.65)
10 / 3 / 2023	2019A DEBT SERVICE RESERVE FUND		107.60	0.00	0.00	0.00
10 / 3 / 2023	2019A DEBT SERVICE RESERVE FUND		429.56	0.00	0.00	0.00
10 / 3 / 2023	2019A DEBT SERVICE RESERVE FUND		107.78	0.00	0.00	0.00
10 / 3 / 2023	2019A DEBT SERVICE RESERVE FUND		107.57	0.00	0.00	0.00
10 / 3 / 2023	2019A DEBT SERVICE RESERVE FUND		107.74	0.00	0.00	0.00
10 / 3 / 2023	2019A DEBT SERVICE RESERVE FUND		215.57	0.00	0.00	0.00
10 / 3 / 2023	2019A DEBT SERVICE RESERVE FUND		107.43	0.00	0.00	0.00
10 / 3 / 2023	2019A DEBT SERVICE RESERVE FUND		322.59	0.00	0.00	0.00
10 / 3 / 2023	2019A DEBT SERVICE RESERVE FUND		107.77	0.00	0.00	0.00
10 / 3 / 2023	2019A DEBT SERVICE RESERVE FUND		107.50	0.00	0.00	0.00
10 / 3 / 2023	2019A DEBT SERVICE RESERVE FUND		107.41	0.00	0.00	0.00
10 / 3 / 2023	2019A DEBT SERVICE RESERVE FUND		107.46	0.00	0.00	0.00
10 / 3 / 2023	2019A DEBT SERVICE RESERVE FUND		322.18	0.00	0.00	0.00
10 / 3 / 2023	2019A DEBT SERVICE RESERVE FUND		322.93	0.00	0.00	0.00
10 / 3 / 2023	2019A DEBT SERVICE RESERVE FUND		107.67	0.00	0.00	0.00
10 / 3 / 2023	2019A DEBT SERVICE RESERVE FUND		107.38	0.00	0.00	0.00
10 / 3 / 2023	2019A DEBT SERVICE RESERVE FUND		107.45	0.00	0.00	0.00
10 / 3 / 2023	2019A DEBT SERVICE RESERVE FUND		107.41	0.00	0.00	0.00
10 / 3 / 2023	2019A DEBT SERVICE RESERVE FUND		107.63	0.00	0.00	0.00
10 / 3 / 2023	2019A DEBT SERVICE RESERVE FUND		107.70	0.00	0.00	0.00
10 / 3 / 2023	2019A DEBT SERVICE RESERVE FUND		0.00	(3,226.33)	(3,239.20)	(12.87)

PARKLAND PRESERVE COMMUNITY DEVELOPMENT DISTRICT (ST. JOHNS COUNTY, FLORIDA)
 \$11,485,000 SPECIAL ASSESSMENT REVENUE BONDS, SERIES 2019A
 \$3,200,000 SPECIAL ASSESSMENT REVENUE BONDS, SERIES 2019B

SCHEDULE 1 - REBATABLE ARBITRAGE CALCULATION

5 / 31 / 2019 ISSUE DATE
 5 / 31 / 2019 BEGINNING OF COMPUTATION PERIOD
 11 / 1 / 2023 COMPUTATION DATE

DATE	FUND/ACCOUNT	INVESTMENT VALUE AT COMPUTATION DATE	EARNINGS ON INVESTMENTS	OTHER DEPOSITS (WITHDRAWALS)	FUTURE VALUE AT BOND YIELD 5.1846%	ALLOWABLE EARNINGS
11 / 1 / 2023	INTEREST ACCRUAL	769,231.77	3,131.76	0.00	0.00	0.00
5 / 31 / 2019	INITIAL DEPOSIT		0.00	8,310,949.86	10,419,121.39	2,108,171.53
6 / 18 / 2019	2019A ACQUISITION/CONSTRUCTION ACCT		0.00	(234,000.00)	(292,648.68)	(58,648.68)
7 / 10 / 2019	2019A ACQUISITION/CONSTRUCTION ACCT		0.00	(190,684.35)	(237,731.80)	(47,047.45)
7 / 18 / 2019	2019A ACQUISITION/CONSTRUCTION ACCT		0.00	(39,786.00)	(49,545.99)	(9,759.99)
7 / 18 / 2019	2019A ACQUISITION/CONSTRUCTION ACCT		0.00	(298,488.68)	(371,711.60)	(73,222.92)
8 / 2 / 2019	2019A ACQUISITION/CONSTRUCTION ACCT		432.72	0.00	0.00	0.00
8 / 2 / 2019	2019A ACQUISITION/CONSTRUCTION ACCT		440.07	0.00	0.00	0.00
8 / 2 / 2019	2019A ACQUISITION/CONSTRUCTION ACCT		433.33	0.00	0.00	0.00
8 / 2 / 2019	2019A ACQUISITION/CONSTRUCTION ACCT		433.59	0.00	0.00	0.00
8 / 2 / 2019	2019A ACQUISITION/CONSTRUCTION ACCT		438.52	0.00	0.00	0.00
8 / 2 / 2019	2019A ACQUISITION/CONSTRUCTION ACCT		1,296.05	0.00	0.00	0.00
8 / 2 / 2019	2019A ACQUISITION/CONSTRUCTION ACCT		432.12	0.00	0.00	0.00
8 / 2 / 2019	2019A ACQUISITION/CONSTRUCTION ACCT		429.01	0.00	0.00	0.00
8 / 29 / 2019	2019A ACQUISITION/CONSTRUCTION ACCT		0.00	(12,431.00)	(15,390.50)	(2,959.50)
8 / 29 / 2019	2019A ACQUISITION/CONSTRUCTION ACCT		0.00	(2,160.00)	(2,674.24)	(514.24)
9 / 4 / 2019	2019A ACQUISITION/CONSTRUCTION ACCT		392.97	0.00	0.00	0.00
9 / 4 / 2019	2019A ACQUISITION/CONSTRUCTION ACCT		405.33	0.00	0.00	0.00
9 / 4 / 2019	2019A ACQUISITION/CONSTRUCTION ACCT		394.51	0.00	0.00	0.00
9 / 4 / 2019	2019A ACQUISITION/CONSTRUCTION ACCT		395.90	0.00	0.00	0.00
9 / 4 / 2019	2019A ACQUISITION/CONSTRUCTION ACCT		399.75	0.00	0.00	0.00
9 / 4 / 2019	2019A ACQUISITION/CONSTRUCTION ACCT		391.87	0.00	0.00	0.00
9 / 4 / 2019	2019A ACQUISITION/CONSTRUCTION ACCT		402.40	0.00	0.00	0.00
9 / 4 / 2019	2019A ACQUISITION/CONSTRUCTION ACCT		396.13	0.00	0.00	0.00
9 / 4 / 2019	2019A ACQUISITION/CONSTRUCTION ACCT		387.39	0.00	0.00	0.00
9 / 4 / 2019	2019A ACQUISITION/CONSTRUCTION ACCT		399.21	0.00	0.00	0.00
9 / 4 / 2019	2019A ACQUISITION/CONSTRUCTION ACCT		1,160.62	0.00	0.00	0.00
9 / 4 / 2019	2019A ACQUISITION/CONSTRUCTION ACCT		392.62	0.00	0.00	0.00
9 / 4 / 2019	2019A ACQUISITION/CONSTRUCTION ACCT		1,193.61	0.00	0.00	0.00
9 / 4 / 2019	2019A ACQUISITION/CONSTRUCTION ACCT		402.26	0.00	0.00	0.00
9 / 4 / 2019	2019A ACQUISITION/CONSTRUCTION ACCT		1,196.26	0.00	0.00	0.00
9 / 4 / 2019	2019A ACQUISITION/CONSTRUCTION ACCT		1,236.93	0.00	0.00	0.00
9 / 4 / 2019	2019A ACQUISITION/CONSTRUCTION ACCT		387.49	0.00	0.00	0.00
9 / 4 / 2019	2019A ACQUISITION/CONSTRUCTION ACCT		782.26	0.00	0.00	0.00
9 / 4 / 2019	2019A ACQUISITION/CONSTRUCTION ACCT		399.59	0.00	0.00	0.00

PARKLAND PRESERVE COMMUNITY DEVELOPMENT DISTRICT (ST. JOHNS COUNTY, FLORIDA)
 \$11,485,000 SPECIAL ASSESSMENT REVENUE BONDS, SERIES 2019A
 \$3,200,000 SPECIAL ASSESSMENT REVENUE BONDS, SERIES 2019B

SCHEDULE 1 - REBATABLE ARBITRAGE CALCULATION

5 / 31 / 2019 ISSUE DATE
 5 / 31 / 2019 BEGINNING OF COMPUTATION PERIOD
 11 / 1 / 2023 COMPUTATION DATE

DATE	FUND/ACCOUNT	INVESTMENT VALUE AT COMPUTATION DATE	EARNINGS ON INVESTMENTS	OTHER DEPOSITS (WITHDRAWALS)	FUTURE VALUE AT BOND YIELD 5.1846%	ALLOWABLE EARNINGS
9 / 4 / 2019	2019A ACQUISITION/CONSTRUCTION ACCT		389.33	0.00	0.00	0.00
9 / 4 / 2019	2019A ACQUISITION/CONSTRUCTION ACCT		401.69	0.00	0.00	0.00
9 / 4 / 2019	2019A ACQUISITION/CONSTRUCTION ACCT		406.81	0.00	0.00	0.00
9 / 27 / 2019	2019A ACQUISITION/CONSTRUCTION ACCT		0.00	(256,193.96)	(315,926.80)	(59,732.84)
10 / 2 / 2019	2019A ACQUISITION/CONSTRUCTION ACCT		11,533.89	0.00	0.00	0.00
10 / 11 / 2019	2019A ACQUISITION/CONSTRUCTION ACCT		0.00	(420,213.24)	(517,157.51)	(96,944.27)
10 / 16 / 2019	2019A ACQUISITION/CONSTRUCTION ACCT		0.00	(2,100.00)	(2,582.64)	(482.64)
10 / 16 / 2019	2019A ACQUISITION/CONSTRUCTION ACCT		0.00	(20,316.88)	(24,986.27)	(4,669.39)
10 / 25 / 2019	2019A ACQUISITION/CONSTRUCTION ACCT		0.00	(17,808.50)	(21,873.38)	(4,064.88)
10 / 25 / 2019	2019A ACQUISITION/CONSTRUCTION ACCT		0.00	(66,806.44)	(82,055.36)	(15,248.92)
10 / 25 / 2019	2019A ACQUISITION/CONSTRUCTION ACCT		0.00	(97,658.73)	(119,949.85)	(22,291.12)
10 / 29 / 2019	2019A ACQUISITION/CONSTRUCTION ACCT		0.00	(48,223.00)	(59,196.48)	(10,973.48)
10 / 29 / 2019	2019A ACQUISITION/CONSTRUCTION ACCT		0.00	(79,579.00)	(97,687.75)	(18,108.75)
10 / 29 / 2019	2019A ACQUISITION/CONSTRUCTION ACCT		0.00	(23,443.12)	(28,777.76)	(5,334.64)
10 / 29 / 2019	2019A ACQUISITION/CONSTRUCTION ACCT		0.00	(28,988.80)	(35,585.40)	(6,596.60)
10 / 29 / 2019	2019A ACQUISITION/CONSTRUCTION ACCT		0.00	(103,459.02)	(127,001.83)	(23,542.81)
10 / 31 / 2019	2019A ACQUISITION/CONSTRUCTION ACCT		0.00	(48,463.20)	(59,474.42)	(11,011.22)
10 / 31 / 2019	2019A ACQUISITION/CONSTRUCTION ACCT		0.00	(1,012,619.55)	(1,242,694.68)	(230,075.13)
11 / 4 / 2019	2019A ACQUISITION/CONSTRUCTION ACCT		1,225.48	0.00	0.00	0.00
11 / 4 / 2019	2019A ACQUISITION/CONSTRUCTION ACCT		223.74	0.00	0.00	0.00
11 / 4 / 2019	2019A ACQUISITION/CONSTRUCTION ACCT		333.04	0.00	0.00	0.00
11 / 4 / 2019	2019A ACQUISITION/CONSTRUCTION ACCT		335.89	0.00	0.00	0.00
11 / 4 / 2019	2019A ACQUISITION/CONSTRUCTION ACCT		298.51	0.00	0.00	0.00
11 / 4 / 2019	2019A ACQUISITION/CONSTRUCTION ACCT		315.63	0.00	0.00	0.00
11 / 4 / 2019	2019A ACQUISITION/CONSTRUCTION ACCT		326.49	0.00	0.00	0.00
11 / 4 / 2019	2019A ACQUISITION/CONSTRUCTION ACCT		325.98	0.00	0.00	0.00
11 / 4 / 2019	2019A ACQUISITION/CONSTRUCTION ACCT		301.79	0.00	0.00	0.00
11 / 4 / 2019	2019A ACQUISITION/CONSTRUCTION ACCT		299.21	0.00	0.00	0.00
11 / 4 / 2019	2019A ACQUISITION/CONSTRUCTION ACCT		334.51	0.00	0.00	0.00
11 / 4 / 2019	2019A ACQUISITION/CONSTRUCTION ACCT		300.41	0.00	0.00	0.00
11 / 4 / 2019	2019A ACQUISITION/CONSTRUCTION ACCT		272.73	0.00	0.00	0.00
11 / 4 / 2019	2019A ACQUISITION/CONSTRUCTION ACCT		311.90	0.00	0.00	0.00
11 / 4 / 2019	2019A ACQUISITION/CONSTRUCTION ACCT		339.01	0.00	0.00	0.00
11 / 4 / 2019	2019A ACQUISITION/CONSTRUCTION ACCT		326.62	0.00	0.00	0.00
11 / 4 / 2019	2019A ACQUISITION/CONSTRUCTION ACCT		866.03	0.00	0.00	0.00
11 / 4 / 2019	2019A ACQUISITION/CONSTRUCTION ACCT		920.49	0.00	0.00	0.00

PARKLAND PRESERVE COMMUNITY DEVELOPMENT DISTRICT (ST. JOHNS COUNTY, FLORIDA)
 \$11,485,000 SPECIAL ASSESSMENT REVENUE BONDS, SERIES 2019A
 \$3,200,000 SPECIAL ASSESSMENT REVENUE BONDS, SERIES 2019B

SCHEDULE 1 - REBATABLE ARBITRAGE CALCULATION

5 / 31 / 2019 ISSUE DATE
 5 / 31 / 2019 BEGINNING OF COMPUTATION PERIOD
 11 / 1 / 2023 COMPUTATION DATE

DATE	FUND/ACCOUNT	INVESTMENT VALUE AT COMPUTATION DATE	EARNINGS ON INVESTMENTS	OTHER DEPOSITS (WITHDRAWALS)	FUTURE VALUE AT BOND YIELD 5.1846%	ALLOWABLE EARNINGS
11 / 4 / 2019	2019A ACQUISITION/CONSTRUCTION ACCT		273.33	0.00	0.00	0.00
11 / 4 / 2019	2019A ACQUISITION/CONSTRUCTION ACCT		317.76	0.00	0.00	0.00
11 / 4 / 2019	2019A ACQUISITION/CONSTRUCTION ACCT		287.42	0.00	0.00	0.00
11 / 4 / 2019	2019A ACQUISITION/CONSTRUCTION ACCT		998.97	0.00	0.00	0.00
11 / 29 / 2019	2019A ACQUISITION/CONSTRUCTION ACCT		0.00	(13,909.00)	(17,001.42)	(3,092.42)
11 / 29 / 2019	2019A ACQUISITION/CONSTRUCTION ACCT		0.00	(70,551.00)	(86,236.74)	(15,685.74)
11 / 29 / 2019	2019A ACQUISITION/CONSTRUCTION ACCT		0.00	(16,250.00)	(19,862.89)	(3,612.89)
11 / 29 / 2019	2019A ACQUISITION/CONSTRUCTION ACCT		0.00	(13,703.73)	(16,750.51)	(3,046.78)
11 / 29 / 2019	2019A ACQUISITION/CONSTRUCTION ACCT		0.00	(61,387.12)	(75,035.44)	(13,648.32)
12 / 3 / 2019	2019A ACQUISITION/CONSTRUCTION ACCT		6,286.19	0.00	0.00	0.00
12 / 13 / 2019	2019A ACQUISITION/CONSTRUCTION ACCT		0.00	5,534.79	6,751.90	1,217.11
1 / 3 / 2020	2019A ACQUISITION/CONSTRUCTION ACCT		197.93	0.00	0.00	0.00
1 / 3 / 2020	2019A ACQUISITION/CONSTRUCTION ACCT		197.41	0.00	0.00	0.00
1 / 3 / 2020	2019A ACQUISITION/CONSTRUCTION ACCT		196.84	0.00	0.00	0.00
1 / 3 / 2020	2019A ACQUISITION/CONSTRUCTION ACCT		598.30	0.00	0.00	0.00
1 / 3 / 2020	2019A ACQUISITION/CONSTRUCTION ACCT		393.05	0.00	0.00	0.00
1 / 3 / 2020	2019A ACQUISITION/CONSTRUCTION ACCT		197.95	0.00	0.00	0.00
1 / 3 / 2020	2019A ACQUISITION/CONSTRUCTION ACCT		198.04	0.00	0.00	0.00
1 / 3 / 2020	2019A ACQUISITION/CONSTRUCTION ACCT		199.82	0.00	0.00	0.00
1 / 3 / 2020	2019A ACQUISITION/CONSTRUCTION ACCT		590.46	0.00	0.00	0.00
1 / 3 / 2020	2019A ACQUISITION/CONSTRUCTION ACCT		199.15	0.00	0.00	0.00
1 / 3 / 2020	2019A ACQUISITION/CONSTRUCTION ACCT		594.11	0.00	0.00	0.00
1 / 3 / 2020	2019A ACQUISITION/CONSTRUCTION ACCT		195.15	0.00	0.00	0.00
1 / 3 / 2020	2019A ACQUISITION/CONSTRUCTION ACCT		196.40	0.00	0.00	0.00
1 / 3 / 2020	2019A ACQUISITION/CONSTRUCTION ACCT		198.24	0.00	0.00	0.00
1 / 3 / 2020	2019A ACQUISITION/CONSTRUCTION ACCT		200.14	0.00	0.00	0.00
1 / 3 / 2020	2019A ACQUISITION/CONSTRUCTION ACCT		196.22	0.00	0.00	0.00
1 / 3 / 2020	2019A ACQUISITION/CONSTRUCTION ACCT		197.05	0.00	0.00	0.00
1 / 3 / 2020	2019A ACQUISITION/CONSTRUCTION ACCT		204.85	0.00	0.00	0.00
1 / 3 / 2020	2019A ACQUISITION/CONSTRUCTION ACCT		201.56	0.00	0.00	0.00
1 / 3 / 2020	2019A ACQUISITION/CONSTRUCTION ACCT		205.77	0.00	0.00	0.00
1 / 3 / 2020	2019A ACQUISITION/CONSTRUCTION ACCT		199.85	0.00	0.00	0.00
1 / 3 / 2020	2019A ACQUISITION/CONSTRUCTION ACCT		587.84	0.00	0.00	0.00
1 / 6 / 2020	2019A ACQUISITION/CONSTRUCTION ACCT		0.00	2.55	3.10	0.55
1 / 6 / 2020	2019A ACQUISITION/CONSTRUCTION ACCT		0.00	(410,057.69)	(498,596.73)	(88,539.04)
1 / 6 / 2020	2019A ACQUISITION/CONSTRUCTION ACCT		0.00	(30,293.01)	(36,833.83)	(6,540.82)

PARKLAND PRESERVE COMMUNITY DEVELOPMENT DISTRICT (ST. JOHNS COUNTY, FLORIDA)
 \$11,485,000 SPECIAL ASSESSMENT REVENUE BONDS, SERIES 2019A
 \$3,200,000 SPECIAL ASSESSMENT REVENUE BONDS, SERIES 2019B

SCHEDULE 1 - REBATABLE ARBITRAGE CALCULATION

5 / 31 / 2019 ISSUE DATE
 5 / 31 / 2019 BEGINNING OF COMPUTATION PERIOD
 11 / 1 / 2023 COMPUTATION DATE

DATE	FUND/ACCOUNT	INVESTMENT VALUE AT COMPUTATION DATE	EARNINGS ON INVESTMENTS	OTHER DEPOSITS (WITHDRAWALS)	FUTURE VALUE AT BOND YIELD 5.1846%	ALLOWABLE EARNINGS
1 / 6 / 2020	2019A ACQUISITION/CONSTRUCTION ACCT		0.00	(82,808.35)	(100,688.20)	(17,879.85)
1 / 6 / 2020	2019A ACQUISITION/CONSTRUCTION ACCT		0.00	(504,880.03)	(613,892.97)	(109,012.94)
1 / 6 / 2020	2019A ACQUISITION/CONSTRUCTION ACCT		0.00	(15,201.00)	(18,483.18)	(3,282.18)
1 / 6 / 2020	2019A ACQUISITION/CONSTRUCTION ACCT		0.00	(20,211.00)	(24,574.93)	(4,363.93)
1 / 6 / 2020	2019A ACQUISITION/CONSTRUCTION ACCT		0.00	(35,981.00)	(43,749.96)	(7,768.96)
1 / 22 / 2020	2019A ACQUISITION/CONSTRUCTION ACCT		0.00	(4,900.00)	(5,944.46)	(1,044.46)
1 / 22 / 2020	2019A ACQUISITION/CONSTRUCTION ACCT		0.00	(5,250.00)	(6,369.07)	(1,119.07)
1 / 22 / 2020	2019A ACQUISITION/CONSTRUCTION ACCT		0.00	(300.00)	(363.95)	(63.95)
1 / 29 / 2020	2019A ACQUISITION/CONSTRUCTION ACCT		0.00	(3,035.34)	(3,678.68)	(643.34)
1 / 29 / 2020	2019A ACQUISITION/CONSTRUCTION ACCT		0.00	(30,374.00)	(36,811.73)	(6,437.73)
1 / 29 / 2020	2019A ACQUISITION/CONSTRUCTION ACCT		0.00	(2,489.00)	(3,016.54)	(527.54)
1 / 29 / 2020	2019A ACQUISITION/CONSTRUCTION ACCT		0.00	(16,593.20)	(20,110.11)	(3,516.91)
1 / 29 / 2020	2019A ACQUISITION/CONSTRUCTION ACCT		0.00	(5,334.36)	(6,464.97)	(1,130.61)
1 / 29 / 2020	2019A ACQUISITION/CONSTRUCTION ACCT		0.00	(7,621.71)	(9,237.12)	(1,615.41)
1 / 29 / 2020	2019A ACQUISITION/CONSTRUCTION ACCT		0.00	(9,974.00)	(12,087.98)	(2,113.98)
1 / 30 / 2020	2019A ACQUISITION/CONSTRUCTION ACCT		0.00	(81,165.69)	(98,354.67)	(17,188.98)
2 / 4 / 2020	2019A ACQUISITION/CONSTRUCTION ACCT		4,926.77	0.00	0.00	0.00
2 / 13 / 2020	2019A ACQUISITION/CONSTRUCTION ACCT		0.00	(146,507.00)	(177,205.88)	(30,698.88)
2 / 24 / 2020	2019A ACQUISITION/CONSTRUCTION ACCT		0.00	(510,126.87)	(616,053.92)	(105,927.05)
3 / 3 / 2020	2019A ACQUISITION/CONSTRUCTION ACCT		4,042.10	0.00	0.00	0.00
3 / 24 / 2020	2019A ACQUISITION/CONSTRUCTION ACCT		0.00	(18,077.00)	(21,737.74)	(3,660.74)
3 / 24 / 2020	2019A ACQUISITION/CONSTRUCTION ACCT		0.00	(40,410.00)	(48,593.36)	(8,183.36)
3 / 24 / 2020	2019A ACQUISITION/CONSTRUCTION ACCT		0.00	(35,418.60)	(42,591.16)	(7,172.56)
3 / 24 / 2020	2019A ACQUISITION/CONSTRUCTION ACCT		0.00	(2,228.20)	(2,679.43)	(451.23)
3 / 25 / 2020	2019A ACQUISITION/CONSTRUCTION ACCT		0.00	(27,901.00)	(33,546.41)	(5,645.41)
3 / 25 / 2020	2019A ACQUISITION/CONSTRUCTION ACCT		0.00	(97,323.65)	(117,015.85)	(19,692.20)
3 / 25 / 2020	2019A ACQUISITION/CONSTRUCTION ACCT		0.00	(15,257.00)	(18,344.06)	(3,087.06)
3 / 25 / 2020	2019A ACQUISITION/CONSTRUCTION ACCT		0.00	(65,916.30)	(79,253.63)	(13,337.33)
4 / 2 / 2020	2019A ACQUISITION/CONSTRUCTION ACCT		118.91	0.00	0.00	0.00
4 / 2 / 2020	2019A ACQUISITION/CONSTRUCTION ACCT		91.30	0.00	0.00	0.00
4 / 2 / 2020	2019A ACQUISITION/CONSTRUCTION ACCT		287.21	0.00	0.00	0.00
4 / 2 / 2020	2019A ACQUISITION/CONSTRUCTION ACCT		261.85	0.00	0.00	0.00
4 / 2 / 2020	2019A ACQUISITION/CONSTRUCTION ACCT		89.25	0.00	0.00	0.00
4 / 2 / 2020	2019A ACQUISITION/CONSTRUCTION ACCT		64.44	0.00	0.00	0.00
4 / 2 / 2020	2019A ACQUISITION/CONSTRUCTION ACCT		90.89	0.00	0.00	0.00
4 / 2 / 2020	2019A ACQUISITION/CONSTRUCTION ACCT		120.14	0.00	0.00	0.00

PARKLAND PRESERVE COMMUNITY DEVELOPMENT DISTRICT (ST. JOHNS COUNTY, FLORIDA)
 \$11,485,000 SPECIAL ASSESSMENT REVENUE BONDS, SERIES 2019A
 \$3,200,000 SPECIAL ASSESSMENT REVENUE BONDS, SERIES 2019B

SCHEDULE 1 - REBATABLE ARBITRAGE CALCULATION

5 / 31 / 2019 ISSUE DATE
 5 / 31 / 2019 BEGINNING OF COMPUTATION PERIOD
 11 / 1 / 2023 COMPUTATION DATE

DATE	FUND/ACCOUNT	INVESTMENT VALUE AT COMPUTATION DATE	EARNINGS ON INVESTMENTS	OTHER DEPOSITS (WITHDRAWALS)	FUTURE VALUE AT BOND YIELD 5.1846%	ALLOWABLE EARNINGS
4 / 2 / 2020	2019A ACQUISITION/CONSTRUCTION ACCT		33.35	0.00	0.00	0.00
4 / 2 / 2020	2019A ACQUISITION/CONSTRUCTION ACCT		120.21	0.00	0.00	0.00
4 / 2 / 2020	2019A ACQUISITION/CONSTRUCTION ACCT		98.82	0.00	0.00	0.00
4 / 2 / 2020	2019A ACQUISITION/CONSTRUCTION ACCT		56.15	0.00	0.00	0.00
4 / 2 / 2020	2019A ACQUISITION/CONSTRUCTION ACCT		21.51	0.00	0.00	0.00
4 / 2 / 2020	2019A ACQUISITION/CONSTRUCTION ACCT		19.97	0.00	0.00	0.00
4 / 2 / 2020	2019A ACQUISITION/CONSTRUCTION ACCT		97.88	0.00	0.00	0.00
4 / 2 / 2020	2019A ACQUISITION/CONSTRUCTION ACCT		34.94	0.00	0.00	0.00
4 / 2 / 2020	2019A ACQUISITION/CONSTRUCTION ACCT		42.19	0.00	0.00	0.00
4 / 2 / 2020	2019A ACQUISITION/CONSTRUCTION ACCT		22.67	0.00	0.00	0.00
4 / 2 / 2020	2019A ACQUISITION/CONSTRUCTION ACCT		94.22	0.00	0.00	0.00
4 / 2 / 2020	2019A ACQUISITION/CONSTRUCTION ACCT		102.27	0.00	0.00	0.00
4 / 2 / 2020	2019A ACQUISITION/CONSTRUCTION ACCT		19.45	0.00	0.00	0.00
4 / 2 / 2020	2019A ACQUISITION/CONSTRUCTION ACCT		30.73	0.00	0.00	0.00
4 / 2 / 2020	2019A ACQUISITION/CONSTRUCTION ACCT		26.14	0.00	0.00	0.00
4 / 3 / 2020	2019A ACQUISITION/CONSTRUCTION ACCT		0.00	(8,250.00)	(9,908.01)	(1,658.01)
4 / 6 / 2020	2019A ACQUISITION/CONSTRUCTION ACCT		0.00	(163,400.00)	(196,154.89)	(32,754.89)
4 / 6 / 2020	2019A ACQUISITION/CONSTRUCTION ACCT		0.00	(416,794.18)	(500,344.04)	(83,549.86)
4 / 6 / 2020	2019A ACQUISITION/CONSTRUCTION ACCT		0.00	(40,762.88)	(48,934.14)	(8,171.26)
5 / 4 / 2020	2019A ACQUISITION/CONSTRUCTION ACCT		18.05	0.00	0.00	0.00
5 / 4 / 2020	2019A ACQUISITION/CONSTRUCTION ACCT		14.62	0.00	0.00	0.00
5 / 4 / 2020	2019A ACQUISITION/CONSTRUCTION ACCT		7.57	0.00	0.00	0.00
5 / 4 / 2020	2019A ACQUISITION/CONSTRUCTION ACCT		7.45	0.00	0.00	0.00
5 / 4 / 2020	2019A ACQUISITION/CONSTRUCTION ACCT		7.31	0.00	0.00	0.00
5 / 4 / 2020	2019A ACQUISITION/CONSTRUCTION ACCT		28.24	0.00	0.00	0.00
5 / 4 / 2020	2019A ACQUISITION/CONSTRUCTION ACCT		56.51	0.00	0.00	0.00
5 / 4 / 2020	2019A ACQUISITION/CONSTRUCTION ACCT		7.24	0.00	0.00	0.00
5 / 4 / 2020	2019A ACQUISITION/CONSTRUCTION ACCT		14.83	0.00	0.00	0.00
5 / 4 / 2020	2019A ACQUISITION/CONSTRUCTION ACCT		51.01	0.00	0.00	0.00
5 / 4 / 2020	2019A ACQUISITION/CONSTRUCTION ACCT		6.51	0.00	0.00	0.00
5 / 4 / 2020	2019A ACQUISITION/CONSTRUCTION ACCT		21.46	0.00	0.00	0.00
5 / 4 / 2020	2019A ACQUISITION/CONSTRUCTION ACCT		6.80	0.00	0.00	0.00
5 / 4 / 2020	2019A ACQUISITION/CONSTRUCTION ACCT		6.62	0.00	0.00	0.00
5 / 4 / 2020	2019A ACQUISITION/CONSTRUCTION ACCT		4.46	0.00	0.00	0.00
5 / 4 / 2020	2019A ACQUISITION/CONSTRUCTION ACCT		17.20	0.00	0.00	0.00
5 / 4 / 2020	2019A ACQUISITION/CONSTRUCTION ACCT		5.47	0.00	0.00	0.00

PARKLAND PRESERVE COMMUNITY DEVELOPMENT DISTRICT (ST. JOHNS COUNTY, FLORIDA)
 \$11,485,000 SPECIAL ASSESSMENT REVENUE BONDS, SERIES 2019A
 \$3,200,000 SPECIAL ASSESSMENT REVENUE BONDS, SERIES 2019B

SCHEDULE 1 - REBATABLE ARBITRAGE CALCULATION

5 / 31 / 2019 ISSUE DATE
 5 / 31 / 2019 BEGINNING OF COMPUTATION PERIOD
 11 / 1 / 2023 COMPUTATION DATE

DATE	FUND/ACCOUNT	INVESTMENT VALUE AT COMPUTATION DATE	EARNINGS ON INVESTMENTS	OTHER DEPOSITS (WITHDRAWALS)	FUTURE VALUE AT BOND YIELD 5.1846%	ALLOWABLE EARNINGS
5 / 4 / 2020	2019A ACQUISITION/CONSTRUCTION ACCT		13.87	0.00	0.00	0.00
5 / 4 / 2020	2019A ACQUISITION/CONSTRUCTION ACCT		8.94	0.00	0.00	0.00
5 / 4 / 2020	2019A ACQUISITION/CONSTRUCTION ACCT		8.88	0.00	0.00	0.00
5 / 4 / 2020	2019A ACQUISITION/CONSTRUCTION ACCT		7.68	0.00	0.00	0.00
5 / 13 / 2020	2019A ACQUISITION/CONSTRUCTION ACCT		0.00	(5,950.00)	(7,105.25)	(1,155.25)
5 / 13 / 2020	2019A ACQUISITION/CONSTRUCTION ACCT		0.00	(2,100.00)	(2,507.74)	(407.74)
5 / 13 / 2020	2019A ACQUISITION/CONSTRUCTION ACCT		0.00	(28,236.35)	(33,718.71)	(5,482.36)
5 / 13 / 2020	2019A ACQUISITION/CONSTRUCTION ACCT		0.00	(4,412.00)	(5,268.63)	(856.63)
5 / 13 / 2020	2019A ACQUISITION/CONSTRUCTION ACCT		0.00	(491,073.95)	(586,420.68)	(95,346.73)
5 / 20 / 2020	2019A ACQUISITION/CONSTRUCTION ACCT		0.00	(80,797.42)	(96,389.03)	(15,591.61)
5 / 20 / 2020	2019A ACQUISITION/CONSTRUCTION ACCT		0.00	(14,166.72)	(16,900.50)	(2,733.78)
5 / 29 / 2020	2019A ACQUISITION/CONSTRUCTION ACCT		0.00	(597,856.36)	(712,313.63)	(114,457.27)
5 / 29 / 2020	2019A ACQUISITION/CONSTRUCTION ACCT		0.00	(1,525.50)	(1,817.55)	(292.05)
5 / 29 / 2020	2019A ACQUISITION/CONSTRUCTION ACCT		0.00	(13,497.33)	(16,081.34)	(2,584.01)
6 / 2 / 2020	2019A ACQUISITION/CONSTRUCTION ACCT		121.31	0.00	0.00	0.00
6 / 19 / 2020	2019A ACQUISITION/CONSTRUCTION ACCT		0.00	(19,727.74)	(23,437.80)	(3,710.06)
6 / 19 / 2020	2019A ACQUISITION/CONSTRUCTION ACCT		0.00	(8,000.00)	(9,504.50)	(1,504.50)
6 / 23 / 2020	2019A ACQUISITION/CONSTRUCTION ACCT		0.00	(5,549.35)	(6,589.23)	(1,039.88)
6 / 23 / 2020	2019A ACQUISITION/CONSTRUCTION ACCT		0.00	(2,224.00)	(2,640.75)	(416.75)
7 / 1 / 2020	2019A ACQUISITION/CONSTRUCTION ACCT		0.00	19,727.74	23,397.84	3,670.10
7 / 2 / 2020	2019A ACQUISITION/CONSTRUCTION ACCT		1.31	0.00	0.00	0.00
7 / 2 / 2020	2019A ACQUISITION/CONSTRUCTION ACCT		1.43	0.00	0.00	0.00
7 / 2 / 2020	2019A ACQUISITION/CONSTRUCTION ACCT		1.56	0.00	0.00	0.00
7 / 2 / 2020	2019A ACQUISITION/CONSTRUCTION ACCT		1.40	0.00	0.00	0.00
7 / 2 / 2020	2019A ACQUISITION/CONSTRUCTION ACCT		1.72	0.00	0.00	0.00
7 / 2 / 2020	2019A ACQUISITION/CONSTRUCTION ACCT		1.44	0.00	0.00	0.00
7 / 2 / 2020	2019A ACQUISITION/CONSTRUCTION ACCT		1.25	0.00	0.00	0.00
7 / 2 / 2020	2019A ACQUISITION/CONSTRUCTION ACCT		1.86	0.00	0.00	0.00
7 / 2 / 2020	2019A ACQUISITION/CONSTRUCTION ACCT		1.47	0.00	0.00	0.00
7 / 2 / 2020	2019A ACQUISITION/CONSTRUCTION ACCT		1.96	0.00	0.00	0.00
7 / 2 / 2020	2019A ACQUISITION/CONSTRUCTION ACCT		1.45	0.00	0.00	0.00
7 / 2 / 2020	2019A ACQUISITION/CONSTRUCTION ACCT		4.36	0.00	0.00	0.00
7 / 2 / 2020	2019A ACQUISITION/CONSTRUCTION ACCT		5.11	0.00	0.00	0.00
7 / 2 / 2020	2019A ACQUISITION/CONSTRUCTION ACCT		1.56	0.00	0.00	0.00
7 / 2 / 2020	2019A ACQUISITION/CONSTRUCTION ACCT		1.46	0.00	0.00	0.00
7 / 2 / 2020	2019A ACQUISITION/CONSTRUCTION ACCT		4.18	0.00	0.00	0.00

PARKLAND PRESERVE COMMUNITY DEVELOPMENT DISTRICT (ST. JOHNS COUNTY, FLORIDA)
 \$11,485,000 SPECIAL ASSESSMENT REVENUE BONDS, SERIES 2019A
 \$3,200,000 SPECIAL ASSESSMENT REVENUE BONDS, SERIES 2019B

SCHEDULE 1 - REBATABLE ARBITRAGE CALCULATION

5 / 31 / 2019 ISSUE DATE
 5 / 31 / 2019 BEGINNING OF COMPUTATION PERIOD
 11 / 1 / 2023 COMPUTATION DATE

DATE	FUND/ACCOUNT	INVESTMENT VALUE AT COMPUTATION DATE	EARNINGS ON INVESTMENTS	OTHER DEPOSITS (WITHDRAWALS)	FUTURE VALUE AT BOND YIELD 5.1846%	ALLOWABLE EARNINGS
7 / 2 / 2020	2019A ACQUISITION/CONSTRUCTION ACCT		0.98	0.00	0.00	0.00
7 / 2 / 2020	2019A ACQUISITION/CONSTRUCTION ACCT		4.25	0.00	0.00	0.00
7 / 2 / 2020	2019A ACQUISITION/CONSTRUCTION ACCT		1.95	0.00	0.00	0.00
7 / 2 / 2020	2019A ACQUISITION/CONSTRUCTION ACCT		1.54	0.00	0.00	0.00
7 / 2 / 2020	2019A ACQUISITION/CONSTRUCTION ACCT		1.92	0.00	0.00	0.00
7 / 2 / 2020	2019A ACQUISITION/CONSTRUCTION ACCT		1.61	0.00	0.00	0.00
7 / 8 / 2020	2019A ACQUISITION/CONSTRUCTION ACCT		0.00	(26,626.08)	(31,548.12)	(4,922.04)
7 / 8 / 2020	2019A ACQUISITION/CONSTRUCTION ACCT		0.00	(19,727.74)	(23,374.56)	(3,646.82)
7 / 8 / 2020	2019A ACQUISITION/CONSTRUCTION ACCT		0.00	(4,915.00)	(5,823.58)	(908.58)
7 / 8 / 2020	2019A ACQUISITION/CONSTRUCTION ACCT		0.00	(29,360.80)	(34,788.37)	(5,427.57)
7 / 8 / 2020	2019A ACQUISITION/CONSTRUCTION ACCT		0.00	(2,864.95)	(3,394.56)	(529.61)
7 / 13 / 2020	2019A ACQUISITION/CONSTRUCTION ACCT		0.00	(214,959.39)	(254,515.29)	(39,555.90)
7 / 14 / 2020	2019A ACQUISITION/CONSTRUCTION ACCT		0.00	(22,651.90)	(26,816.39)	(4,164.49)
7 / 14 / 2020	2019A ACQUISITION/CONSTRUCTION ACCT		0.00	(10,831.76)	(12,823.15)	(1,991.39)
7 / 28 / 2020	2019A ACQUISITION/CONSTRUCTION ACCT		0.00	(509,053.80)	(601,443.60)	(92,389.80)
8 / 4 / 2020	2019A ACQUISITION/CONSTRUCTION ACCT		26.83	0.00	0.00	0.00
8 / 12 / 2020	2019A ACQUISITION/CONSTRUCTION ACCT		0.00	(11,628.17)	(13,711.28)	(2,083.11)
8 / 26 / 2020	2019A ACQUISITION/CONSTRUCTION ACCT		0.00	(9,640.00)	(11,344.34)	(1,704.34)
8 / 26 / 2020	2019A ACQUISITION/CONSTRUCTION ACCT		0.00	(1,743.25)	(2,051.45)	(308.20)
8 / 26 / 2020	2019A ACQUISITION/CONSTRUCTION ACCT		0.00	(1,149.26)	(1,352.45)	(203.19)
8 / 26 / 2020	2019A ACQUISITION/CONSTRUCTION ACCT		0.00	(3,000.00)	(3,530.40)	(530.40)
8 / 26 / 2020	2019A ACQUISITION/CONSTRUCTION ACCT		0.00	(8,100.00)	(9,532.07)	(1,432.07)
8 / 26 / 2020	2019A ACQUISITION/CONSTRUCTION ACCT		0.00	(2,214.89)	(2,606.48)	(391.59)
8 / 26 / 2020	2019A ACQUISITION/CONSTRUCTION ACCT		0.00	(10,709.80)	(12,603.28)	(1,893.48)
9 / 1 / 2020	2019A ACQUISITION/CONSTRUCTION ACCT		0.00	(179,821.21)	(211,463.02)	(31,641.81)
9 / 2 / 2020	2019A ACQUISITION/CONSTRUCTION ACCT		0.02	0.00	0.00	0.00
9 / 2 / 2020	2019A ACQUISITION/CONSTRUCTION ACCT		0.11	0.00	0.00	0.00
9 / 2 / 2020	2019A ACQUISITION/CONSTRUCTION ACCT		0.02	0.00	0.00	0.00
9 / 2 / 2020	2019A ACQUISITION/CONSTRUCTION ACCT		0.02	0.00	0.00	0.00
9 / 2 / 2020	2019A ACQUISITION/CONSTRUCTION ACCT		0.05	0.00	0.00	0.00
9 / 2 / 2020	2019A ACQUISITION/CONSTRUCTION ACCT		0.02	0.00	0.00	0.00
9 / 2 / 2020	2019A ACQUISITION/CONSTRUCTION ACCT		0.06	0.00	0.00	0.00
9 / 2 / 2020	2019A ACQUISITION/CONSTRUCTION ACCT		0.07	0.00	0.00	0.00
9 / 2 / 2020	2019A ACQUISITION/CONSTRUCTION ACCT		0.02	0.00	0.00	0.00
9 / 2 / 2020	2019A ACQUISITION/CONSTRUCTION ACCT		0.06	0.00	0.00	0.00
9 / 2 / 2020	2019A ACQUISITION/CONSTRUCTION ACCT		0.07	0.00	0.00	0.00

PARKLAND PRESERVE COMMUNITY DEVELOPMENT DISTRICT (ST. JOHNS COUNTY, FLORIDA)

\$11,485,000 SPECIAL ASSESSMENT REVENUE BONDS, SERIES 2019A

\$3,200,000 SPECIAL ASSESSMENT REVENUE BONDS, SERIES 2019B

SCHEDULE 1 - REBATABLE ARBITRAGE CALCULATION

5 / 31 / 2019 ISSUE DATE
 5 / 31 / 2019 BEGINNING OF COMPUTATION PERIOD
 11 / 1 / 2023 COMPUTATION DATE

DATE	FUND/ACCOUNT	INVESTMENT VALUE AT COMPUTATION DATE	EARNINGS ON INVESTMENTS	OTHER DEPOSITS (WITHDRAWALS)	FUTURE VALUE AT BOND YIELD 5.1846%	ALLOWABLE EARNINGS
9 / 2 / 2020	2019A ACQUISITION/CONSTRUCTION ACCT		0.01	0.00	0.00	0.00
9 / 2 / 2020	2019A ACQUISITION/CONSTRUCTION ACCT		0.02	0.00	0.00	0.00
9 / 2 / 2020	2019A ACQUISITION/CONSTRUCTION ACCT		0.04	0.00	0.00	0.00
9 / 2 / 2020	2019A ACQUISITION/CONSTRUCTION ACCT		0.03	0.00	0.00	0.00
9 / 2 / 2020	2019A ACQUISITION/CONSTRUCTION ACCT		0.13	0.00	0.00	0.00
9 / 2 / 2020	2019A ACQUISITION/CONSTRUCTION ACCT		0.02	0.00	0.00	0.00
9 / 2 / 2020	2019A ACQUISITION/CONSTRUCTION ACCT		0.06	0.00	0.00	0.00
9 / 2 / 2020	2019A ACQUISITION/CONSTRUCTION ACCT		0.06	0.00	0.00	0.00
9 / 2 / 2020	2019A ACQUISITION/CONSTRUCTION ACCT		0.02	0.00	0.00	0.00
9 / 2 / 2020	2019A ACQUISITION/CONSTRUCTION ACCT		0.02	0.00	0.00	0.00
9 / 2 / 2020	2019A ACQUISITION/CONSTRUCTION ACCT		0.00	(12,431.00)	(14,616.31)	(2,185.31)
9 / 8 / 2020	2019A ACQUISITION/CONSTRUCTION ACCT		0.00	(2,059.67)	(2,419.69)	(360.02)
9 / 8 / 2020	2019A ACQUISITION/CONSTRUCTION ACCT		0.00	(4,605.65)	(5,410.68)	(805.03)
9 / 8 / 2020	2019A ACQUISITION/CONSTRUCTION ACCT		0.00	(517.00)	(607.37)	(90.37)
9 / 14 / 2020	2019A ACQUISITION/CONSTRUCTION ACCT		0.00	12,431.00	14,591.40	2,160.40
9 / 28 / 2020	2019A ACQUISITION/CONSTRUCTION ACCT		0.00	(4,439.00)	(5,200.10)	(761.10)
9 / 28 / 2020	2019A ACQUISITION/CONSTRUCTION ACCT		0.00	(7,992.00)	(9,362.28)	(1,370.28)
10 / 2 / 2020	2019A ACQUISITION/CONSTRUCTION ACCT		0.01	0.00	0.00	0.00
10 / 2 / 2020	2019A ACQUISITION/CONSTRUCTION ACCT		0.01	0.00	0.00	0.00
10 / 2 / 2020	2019A ACQUISITION/CONSTRUCTION ACCT		0.01	0.00	0.00	0.00
3 / 9 / 2023	2019A ACQUISITION/CONSTRUCTION ACCT		0.00	(0.03)	(0.03)	0.00
3 / 9 / 2023	2019A ACQUISITION/CONSTRUCTION ACCT		0.00	(0.93)	(0.96)	(0.03)
		<u>0.00</u>	<u>61,580.44</u>	<u>(61,580.44)</u>	<u>271,668.94</u>	<u>333,249.38</u>
5 / 31 / 2019	INITIAL DEPOSIT		0.00	490,370.79	614,759.19	124,388.40
8 / 2 / 2019	2019A ACQUISITION/CONSTRUCTION ACCT SPINE RD		281.65	0.00	0.00	0.00
9 / 4 / 2019	2019A ACQUISITION/CONSTRUCTION ACCT SPINE RD		800.22	0.00	0.00	0.00
10 / 2 / 2019	2019A ACQUISITION/CONSTRUCTION ACCT SPINE RD		753.99	0.00	0.00	0.00
11 / 4 / 2019	2019A ACQUISITION/CONSTRUCTION ACCT SPINE RD		21.05	0.00	0.00	0.00
11 / 4 / 2019	2019A ACQUISITION/CONSTRUCTION ACCT SPINE RD		22.00	0.00	0.00	0.00
11 / 4 / 2019	2019A ACQUISITION/CONSTRUCTION ACCT SPINE RD		21.42	0.00	0.00	0.00
11 / 4 / 2019	2019A ACQUISITION/CONSTRUCTION ACCT SPINE RD		21.65	0.00	0.00	0.00
11 / 4 / 2019	2019A ACQUISITION/CONSTRUCTION ACCT SPINE RD		22.44	0.00	0.00	0.00
11 / 4 / 2019	2019A ACQUISITION/CONSTRUCTION ACCT SPINE RD		22.63	0.00	0.00	0.00
11 / 4 / 2019	2019A ACQUISITION/CONSTRUCTION ACCT SPINE RD		22.57	0.00	0.00	0.00
11 / 4 / 2019	2019A ACQUISITION/CONSTRUCTION ACCT SPINE RD		21.19	0.00	0.00	0.00
11 / 4 / 2019	2019A ACQUISITION/CONSTRUCTION ACCT SPINE RD		20.67	0.00	0.00	0.00

PARKLAND PRESERVE COMMUNITY DEVELOPMENT DISTRICT (ST. JOHNS COUNTY, FLORIDA)
 \$11,485,000 SPECIAL ASSESSMENT REVENUE BONDS, SERIES 2019A
 \$3,200,000 SPECIAL ASSESSMENT REVENUE BONDS, SERIES 2019B

SCHEDULE 1 - REBATABLE ARBITRAGE CALCULATION

5 / 31 / 2019 ISSUE DATE
 5 / 31 / 2019 BEGINNING OF COMPUTATION PERIOD
 11 / 1 / 2023 COMPUTATION DATE

DATE	FUND/ACCOUNT	INVESTMENT VALUE AT COMPUTATION DATE	EARNINGS ON INVESTMENTS	OTHER DEPOSITS (WITHDRAWALS)	FUTURE VALUE AT BOND YIELD 5.1846%	ALLOWABLE EARNINGS
11 / 4 / 2019	2019A ACQUISITION/CONSTRUCTION ACCT SPINE RD		21.97	0.00	0.00	0.00
11 / 4 / 2019	2019A ACQUISITION/CONSTRUCTION ACCT SPINE RD		21.55	0.00	0.00	0.00
11 / 4 / 2019	2019A ACQUISITION/CONSTRUCTION ACCT SPINE RD		22.54	0.00	0.00	0.00
11 / 4 / 2019	2019A ACQUISITION/CONSTRUCTION ACCT SPINE RD		22.01	0.00	0.00	0.00
11 / 4 / 2019	2019A ACQUISITION/CONSTRUCTION ACCT SPINE RD		66.04	0.00	0.00	0.00
11 / 4 / 2019	2019A ACQUISITION/CONSTRUCTION ACCT SPINE RD		22.84	0.00	0.00	0.00
11 / 4 / 2019	2019A ACQUISITION/CONSTRUCTION ACCT SPINE RD		22.80	0.00	0.00	0.00
11 / 4 / 2019	2019A ACQUISITION/CONSTRUCTION ACCT SPINE RD		87.64	0.00	0.00	0.00
11 / 4 / 2019	2019A ACQUISITION/CONSTRUCTION ACCT SPINE RD		21.00	0.00	0.00	0.00
11 / 4 / 2019	2019A ACQUISITION/CONSTRUCTION ACCT SPINE RD		22.38	0.00	0.00	0.00
11 / 4 / 2019	2019A ACQUISITION/CONSTRUCTION ACCT SPINE RD		67.32	0.00	0.00	0.00
11 / 4 / 2019	2019A ACQUISITION/CONSTRUCTION ACCT SPINE RD		63.84	0.00	0.00	0.00
11 / 4 / 2019	2019A ACQUISITION/CONSTRUCTION ACCT SPINE RD		21.47	0.00	0.00	0.00
12 / 3 / 2019	2019A ACQUISITION/CONSTRUCTION ACCT SPINE RD		19.35	0.00	0.00	0.00
12 / 3 / 2019	2019A ACQUISITION/CONSTRUCTION ACCT SPINE RD		19.33	0.00	0.00	0.00
12 / 3 / 2019	2019A ACQUISITION/CONSTRUCTION ACCT SPINE RD		19.43	0.00	0.00	0.00
12 / 3 / 2019	2019A ACQUISITION/CONSTRUCTION ACCT SPINE RD		19.28	0.00	0.00	0.00
12 / 3 / 2019	2019A ACQUISITION/CONSTRUCTION ACCT SPINE RD		19.24	0.00	0.00	0.00
12 / 3 / 2019	2019A ACQUISITION/CONSTRUCTION ACCT SPINE RD		19.48	0.00	0.00	0.00
12 / 3 / 2019	2019A ACQUISITION/CONSTRUCTION ACCT SPINE RD		19.38	0.00	0.00	0.00
12 / 3 / 2019	2019A ACQUISITION/CONSTRUCTION ACCT SPINE RD		19.24	0.00	0.00	0.00
12 / 3 / 2019	2019A ACQUISITION/CONSTRUCTION ACCT SPINE RD		19.30	0.00	0.00	0.00
12 / 3 / 2019	2019A ACQUISITION/CONSTRUCTION ACCT SPINE RD		39.33	0.00	0.00	0.00
12 / 3 / 2019	2019A ACQUISITION/CONSTRUCTION ACCT SPINE RD		76.86	0.00	0.00	0.00
12 / 3 / 2019	2019A ACQUISITION/CONSTRUCTION ACCT SPINE RD		19.34	0.00	0.00	0.00
12 / 3 / 2019	2019A ACQUISITION/CONSTRUCTION ACCT SPINE RD		19.59	0.00	0.00	0.00
12 / 3 / 2019	2019A ACQUISITION/CONSTRUCTION ACCT SPINE RD		38.44	0.00	0.00	0.00
12 / 3 / 2019	2019A ACQUISITION/CONSTRUCTION ACCT SPINE RD		59.43	0.00	0.00	0.00
12 / 3 / 2019	2019A ACQUISITION/CONSTRUCTION ACCT SPINE RD		58.49	0.00	0.00	0.00
12 / 3 / 2019	2019A ACQUISITION/CONSTRUCTION ACCT SPINE RD		19.21	0.00	0.00	0.00
12 / 3 / 2019	2019A ACQUISITION/CONSTRUCTION ACCT SPINE RD		58.01	0.00	0.00	0.00
12 / 3 / 2019	2019A ACQUISITION/CONSTRUCTION ACCT SPINE RD		19.37	0.00	0.00	0.00
1 / 3 / 2020	2019A ACQUISITION/CONSTRUCTION ACCT SPINE RD		19.10	0.00	0.00	0.00
1 / 3 / 2020	2019A ACQUISITION/CONSTRUCTION ACCT SPINE RD		18.84	0.00	0.00	0.00
1 / 3 / 2020	2019A ACQUISITION/CONSTRUCTION ACCT SPINE RD		19.12	0.00	0.00	0.00
1 / 3 / 2020	2019A ACQUISITION/CONSTRUCTION ACCT SPINE RD		56.71	0.00	0.00	0.00

PARKLAND PRESERVE COMMUNITY DEVELOPMENT DISTRICT (ST. JOHNS COUNTY, FLORIDA)
 \$11,485,000 SPECIAL ASSESSMENT REVENUE BONDS, SERIES 2019A
 \$3,200,000 SPECIAL ASSESSMENT REVENUE BONDS, SERIES 2019B

SCHEDULE 1 - REBATABLE ARBITRAGE CALCULATION

5 / 31 / 2019 ISSUE DATE
 5 / 31 / 2019 BEGINNING OF COMPUTATION PERIOD
 11 / 1 / 2023 COMPUTATION DATE

DATE	FUND/ACCOUNT	INVESTMENT VALUE AT COMPUTATION DATE	EARNINGS ON INVESTMENTS	OTHER DEPOSITS (WITHDRAWALS)	FUTURE VALUE AT BOND YIELD 5.1846%	ALLOWABLE EARNINGS
1 / 3 / 2020	2019A ACQUISITION/CONSTRUCTION ACCT SPINE RD		56.11	0.00	0.00	0.00
1 / 3 / 2020	2019A ACQUISITION/CONSTRUCTION ACCT SPINE RD		19.03	0.00	0.00	0.00
1 / 3 / 2020	2019A ACQUISITION/CONSTRUCTION ACCT SPINE RD		19.58	0.00	0.00	0.00
1 / 3 / 2020	2019A ACQUISITION/CONSTRUCTION ACCT SPINE RD		18.89	0.00	0.00	0.00
1 / 3 / 2020	2019A ACQUISITION/CONSTRUCTION ACCT SPINE RD		18.83	0.00	0.00	0.00
1 / 3 / 2020	2019A ACQUISITION/CONSTRUCTION ACCT SPINE RD		37.52	0.00	0.00	0.00
1 / 3 / 2020	2019A ACQUISITION/CONSTRUCTION ACCT SPINE RD		18.81	0.00	0.00	0.00
1 / 3 / 2020	2019A ACQUISITION/CONSTRUCTION ACCT SPINE RD		18.75	0.00	0.00	0.00
1 / 3 / 2020	2019A ACQUISITION/CONSTRUCTION ACCT SPINE RD		19.66	0.00	0.00	0.00
1 / 3 / 2020	2019A ACQUISITION/CONSTRUCTION ACCT SPINE RD		19.09	0.00	0.00	0.00
1 / 3 / 2020	2019A ACQUISITION/CONSTRUCTION ACCT SPINE RD		18.73	0.00	0.00	0.00
1 / 3 / 2020	2019A ACQUISITION/CONSTRUCTION ACCT SPINE RD		56.36	0.00	0.00	0.00
1 / 3 / 2020	2019A ACQUISITION/CONSTRUCTION ACCT SPINE RD		57.17	0.00	0.00	0.00
1 / 3 / 2020	2019A ACQUISITION/CONSTRUCTION ACCT SPINE RD		18.90	0.00	0.00	0.00
1 / 3 / 2020	2019A ACQUISITION/CONSTRUCTION ACCT SPINE RD		18.92	0.00	0.00	0.00
1 / 3 / 2020	2019A ACQUISITION/CONSTRUCTION ACCT SPINE RD		19.24	0.00	0.00	0.00
1 / 3 / 2020	2019A ACQUISITION/CONSTRUCTION ACCT SPINE RD		18.63	0.00	0.00	0.00
1 / 3 / 2020	2019A ACQUISITION/CONSTRUCTION ACCT SPINE RD		18.92	0.00	0.00	0.00
2 / 4 / 2020	2019A ACQUISITION/CONSTRUCTION ACCT SPINE RD		575.19	0.00	0.00	0.00
3 / 3 / 2020	2019A ACQUISITION/CONSTRUCTION ACCT SPINE RD		538.52	0.00	0.00	0.00
4 / 2 / 2020	2019A ACQUISITION/CONSTRUCTION ACCT SPINE RD		3.28	0.00	0.00	0.00
4 / 2 / 2020	2019A ACQUISITION/CONSTRUCTION ACCT SPINE RD		5.33	0.00	0.00	0.00
4 / 2 / 2020	2019A ACQUISITION/CONSTRUCTION ACCT SPINE RD		43.82	0.00	0.00	0.00
4 / 2 / 2020	2019A ACQUISITION/CONSTRUCTION ACCT SPINE RD		14.93	0.00	0.00	0.00
4 / 2 / 2020	2019A ACQUISITION/CONSTRUCTION ACCT SPINE RD		4.11	0.00	0.00	0.00
4 / 2 / 2020	2019A ACQUISITION/CONSTRUCTION ACCT SPINE RD		15.60	0.00	0.00	0.00
4 / 2 / 2020	2019A ACQUISITION/CONSTRUCTION ACCT SPINE RD		8.57	0.00	0.00	0.00
4 / 2 / 2020	2019A ACQUISITION/CONSTRUCTION ACCT SPINE RD		13.93	0.00	0.00	0.00
4 / 2 / 2020	2019A ACQUISITION/CONSTRUCTION ACCT SPINE RD		18.33	0.00	0.00	0.00
4 / 2 / 2020	2019A ACQUISITION/CONSTRUCTION ACCT SPINE RD		10.85	0.00	0.00	0.00
4 / 2 / 2020	2019A ACQUISITION/CONSTRUCTION ACCT SPINE RD		15.08	0.00	0.00	0.00
4 / 2 / 2020	2019A ACQUISITION/CONSTRUCTION ACCT SPINE RD		6.44	0.00	0.00	0.00
4 / 2 / 2020	2019A ACQUISITION/CONSTRUCTION ACCT SPINE RD		5.09	0.00	0.00	0.00
4 / 2 / 2020	2019A ACQUISITION/CONSTRUCTION ACCT SPINE RD		3.62	0.00	0.00	0.00
4 / 2 / 2020	2019A ACQUISITION/CONSTRUCTION ACCT SPINE RD		13.87	0.00	0.00	0.00
4 / 2 / 2020	2019A ACQUISITION/CONSTRUCTION ACCT SPINE RD		18.34	0.00	0.00	0.00

PARKLAND PRESERVE COMMUNITY DEVELOPMENT DISTRICT (ST. JOHNS COUNTY, FLORIDA)

\$11,485,000 SPECIAL ASSESSMENT REVENUE BONDS, SERIES 2019A

\$3,200,000 SPECIAL ASSESSMENT REVENUE BONDS, SERIES 2019B

SCHEDULE 1 - REBATABLE ARBITRAGE CALCULATION

5 / 31 / 2019 ISSUE DATE
 5 / 31 / 2019 BEGINNING OF COMPUTATION PERIOD
 11 / 1 / 2023 COMPUTATION DATE

DATE	FUND/ACCOUNT	INVESTMENT VALUE AT COMPUTATION DATE	EARNINGS ON INVESTMENTS	OTHER DEPOSITS (WITHDRAWALS)	FUTURE VALUE AT BOND YIELD 5.1846%	ALLOWABLE EARNINGS
4 / 2 / 2020	2019A ACQUISITION/CONSTRUCTION ACCT SPINE RD		39.95	0.00	0.00	0.00
4 / 2 / 2020	2019A ACQUISITION/CONSTRUCTION ACCT SPINE RD		4.69	0.00	0.00	0.00
4 / 2 / 2020	2019A ACQUISITION/CONSTRUCTION ACCT SPINE RD		13.62	0.00	0.00	0.00
4 / 2 / 2020	2019A ACQUISITION/CONSTRUCTION ACCT SPINE RD		3.82	0.00	0.00	0.00
4 / 2 / 2020	2019A ACQUISITION/CONSTRUCTION ACCT SPINE RD		3.36	0.00	0.00	0.00
4 / 2 / 2020	2019A ACQUISITION/CONSTRUCTION ACCT SPINE RD		18.14	0.00	0.00	0.00
4 / 2 / 2020	2019A ACQUISITION/CONSTRUCTION ACCT SPINE RD		14.37	0.00	0.00	0.00
4 / 6 / 2020	2019A ACQUISITION/CONSTRUCTION ACCT SPINE RD		0.00	(22,862.09)	(27,444.99)	(4,582.90)
5 / 4 / 2020	2019A ACQUISITION/CONSTRUCTION ACCT SPINE RD		62.37	0.00	0.00	0.00
5 / 13 / 2020	2019A ACQUISITION/CONSTRUCTION ACCT SPINE RD		0.00	(21,153.31)	(25,260.43)	(4,107.12)
5 / 29 / 2020	2019A ACQUISITION/CONSTRUCTION ACCT SPINE RD		0.00	(218,948.40)	(260,865.22)	(41,916.82)
6 / 2 / 2020	2019A ACQUISITION/CONSTRUCTION ACCT SPINE RD		1.12	0.00	0.00	0.00
6 / 2 / 2020	2019A ACQUISITION/CONSTRUCTION ACCT SPINE RD		3.00	0.00	0.00	0.00
6 / 2 / 2020	2019A ACQUISITION/CONSTRUCTION ACCT SPINE RD		2.74	0.00	0.00	0.00
6 / 2 / 2020	2019A ACQUISITION/CONSTRUCTION ACCT SPINE RD		0.90	0.00	0.00	0.00
6 / 2 / 2020	2019A ACQUISITION/CONSTRUCTION ACCT SPINE RD		0.77	0.00	0.00	0.00
6 / 2 / 2020	2019A ACQUISITION/CONSTRUCTION ACCT SPINE RD		1.02	0.00	0.00	0.00
6 / 2 / 2020	2019A ACQUISITION/CONSTRUCTION ACCT SPINE RD		0.75	0.00	0.00	0.00
6 / 2 / 2020	2019A ACQUISITION/CONSTRUCTION ACCT SPINE RD		1.03	0.00	0.00	0.00
6 / 2 / 2020	2019A ACQUISITION/CONSTRUCTION ACCT SPINE RD		1.14	0.00	0.00	0.00
6 / 2 / 2020	2019A ACQUISITION/CONSTRUCTION ACCT SPINE RD		0.91	0.00	0.00	0.00
6 / 2 / 2020	2019A ACQUISITION/CONSTRUCTION ACCT SPINE RD		1.02	0.00	0.00	0.00
6 / 2 / 2020	2019A ACQUISITION/CONSTRUCTION ACCT SPINE RD		3.61	0.00	0.00	0.00
6 / 2 / 2020	2019A ACQUISITION/CONSTRUCTION ACCT SPINE RD		3.03	0.00	0.00	0.00
6 / 2 / 2020	2019A ACQUISITION/CONSTRUCTION ACCT SPINE RD		0.75	0.00	0.00	0.00
6 / 2 / 2020	2019A ACQUISITION/CONSTRUCTION ACCT SPINE RD		1.11	0.00	0.00	0.00
6 / 2 / 2020	2019A ACQUISITION/CONSTRUCTION ACCT SPINE RD		1.13	0.00	0.00	0.00
6 / 2 / 2020	2019A ACQUISITION/CONSTRUCTION ACCT SPINE RD		0.89	0.00	0.00	0.00
6 / 2 / 2020	2019A ACQUISITION/CONSTRUCTION ACCT SPINE RD		1.50	0.00	0.00	0.00
6 / 2 / 2020	2019A ACQUISITION/CONSTRUCTION ACCT SPINE RD		0.82	0.00	0.00	0.00
6 / 2 / 2020	2019A ACQUISITION/CONSTRUCTION ACCT SPINE RD		0.79	0.00	0.00	0.00
7 / 2 / 2020	2019A ACQUISITION/CONSTRUCTION ACCT SPINE RD		0.38	0.00	0.00	0.00
7 / 2 / 2020	2019A ACQUISITION/CONSTRUCTION ACCT SPINE RD		0.35	0.00	0.00	0.00
7 / 2 / 2020	2019A ACQUISITION/CONSTRUCTION ACCT SPINE RD		0.32	0.00	0.00	0.00
7 / 2 / 2020	2019A ACQUISITION/CONSTRUCTION ACCT SPINE RD		0.43	0.00	0.00	0.00
7 / 2 / 2020	2019A ACQUISITION/CONSTRUCTION ACCT SPINE RD		0.32	0.00	0.00	0.00

PARKLAND PRESERVE COMMUNITY DEVELOPMENT DISTRICT (ST. JOHNS COUNTY, FLORIDA)
 \$11,485,000 SPECIAL ASSESSMENT REVENUE BONDS, SERIES 2019A
 \$3,200,000 SPECIAL ASSESSMENT REVENUE BONDS, SERIES 2019B

SCHEDULE 1 - REBATABLE ARBITRAGE CALCULATION

5 / 31 / 2019 ISSUE DATE
 5 / 31 / 2019 BEGINNING OF COMPUTATION PERIOD
 11 / 1 / 2023 COMPUTATION DATE

DATE	FUND/ACCOUNT	INVESTMENT VALUE AT COMPUTATION DATE	EARNINGS ON INVESTMENTS	OTHER DEPOSITS (WITHDRAWALS)	FUTURE VALUE AT BOND YIELD 5.1846%	ALLOWABLE EARNINGS
11 / 3 / 2020	2019A ACQUISITION/CONSTRUCTION ACCT SPINE RD		0.06	0.00	0.00	0.00
11 / 3 / 2020	2019A ACQUISITION/CONSTRUCTION ACCT SPINE RD		0.06	0.00	0.00	0.00
11 / 3 / 2020	2019A ACQUISITION/CONSTRUCTION ACCT SPINE RD		0.19	0.00	0.00	0.00
11 / 3 / 2020	2019A ACQUISITION/CONSTRUCTION ACCT SPINE RD		0.25	0.00	0.00	0.00
11 / 3 / 2020	2019A ACQUISITION/CONSTRUCTION ACCT SPINE RD		0.06	0.00	0.00	0.00
12 / 2 / 2020	2019A ACQUISITION/CONSTRUCTION ACCT SPINE RD		0.06	0.00	0.00	0.00
12 / 2 / 2020	2019A ACQUISITION/CONSTRUCTION ACCT SPINE RD		0.06	0.00	0.00	0.00
12 / 2 / 2020	2019A ACQUISITION/CONSTRUCTION ACCT SPINE RD		0.49	0.00	0.00	0.00
12 / 2 / 2020	2019A ACQUISITION/CONSTRUCTION ACCT SPINE RD		0.06	0.00	0.00	0.00
12 / 2 / 2020	2019A ACQUISITION/CONSTRUCTION ACCT SPINE RD		0.12	0.00	0.00	0.00
12 / 2 / 2020	2019A ACQUISITION/CONSTRUCTION ACCT SPINE RD		0.16	0.00	0.00	0.00
12 / 2 / 2020	2019A ACQUISITION/CONSTRUCTION ACCT SPINE RD		0.06	0.00	0.00	0.00
12 / 2 / 2020	2019A ACQUISITION/CONSTRUCTION ACCT SPINE RD		0.16	0.00	0.00	0.00
12 / 2 / 2020	2019A ACQUISITION/CONSTRUCTION ACCT SPINE RD		0.06	0.00	0.00	0.00
12 / 2 / 2020	2019A ACQUISITION/CONSTRUCTION ACCT SPINE RD		0.06	0.00	0.00	0.00
12 / 2 / 2020	2019A ACQUISITION/CONSTRUCTION ACCT SPINE RD		0.16	0.00	0.00	0.00
12 / 2 / 2020	2019A ACQUISITION/CONSTRUCTION ACCT SPINE RD		0.06	0.00	0.00	0.00
12 / 2 / 2020	2019A ACQUISITION/CONSTRUCTION ACCT SPINE RD		0.19	0.00	0.00	0.00
12 / 2 / 2020	2019A ACQUISITION/CONSTRUCTION ACCT SPINE RD		0.06	0.00	0.00	0.00
12 / 2 / 2020	2019A ACQUISITION/CONSTRUCTION ACCT SPINE RD		0.06	0.00	0.00	0.00
12 / 2 / 2020	2019A ACQUISITION/CONSTRUCTION ACCT SPINE RD		0.32	0.00	0.00	0.00
12 / 2 / 2020	2019A ACQUISITION/CONSTRUCTION ACCT SPINE RD		0.06	0.00	0.00	0.00
12 / 2 / 2020	2019A ACQUISITION/CONSTRUCTION ACCT SPINE RD		0.19	0.00	0.00	0.00
12 / 2 / 2020	2019A ACQUISITION/CONSTRUCTION ACCT SPINE RD		0.06	0.00	0.00	0.00
12 / 2 / 2020	2019A ACQUISITION/CONSTRUCTION ACCT SPINE RD		0.06	0.00	0.00	0.00
12 / 21 / 2020	2019A ACQUISITION/CONSTRUCTION ACCT SPINE RD		0.00	(121,011.00)	(140,096.09)	(19,085.09)
12 / 21 / 2020	2019A ACQUISITION/CONSTRUCTION ACCT SPINE RD		0.00	(61,195.20)	(70,846.52)	(9,651.32)
1 / 5 / 2021	2019A ACQUISITION/CONSTRUCTION ACCT SPINE RD		0.04	0.00	0.00	0.00
1 / 5 / 2021	2019A ACQUISITION/CONSTRUCTION ACCT SPINE RD		0.01	0.00	0.00	0.00
1 / 5 / 2021	2019A ACQUISITION/CONSTRUCTION ACCT SPINE RD		0.01	0.00	0.00	0.00
1 / 5 / 2021	2019A ACQUISITION/CONSTRUCTION ACCT SPINE RD		0.04	0.00	0.00	0.00
1 / 5 / 2021	2019A ACQUISITION/CONSTRUCTION ACCT SPINE RD		0.03	0.00	0.00	0.00
1 / 5 / 2021	2019A ACQUISITION/CONSTRUCTION ACCT SPINE RD		0.16	0.00	0.00	0.00
1 / 5 / 2021	2019A ACQUISITION/CONSTRUCTION ACCT SPINE RD		0.04	0.00	0.00	0.00
1 / 5 / 2021	2019A ACQUISITION/CONSTRUCTION ACCT SPINE RD		0.11	0.00	0.00	0.00
1 / 5 / 2021	2019A ACQUISITION/CONSTRUCTION ACCT SPINE RD		0.01	0.00	0.00	0.00

PARKLAND PRESERVE COMMUNITY DEVELOPMENT DISTRICT (ST. JOHNS COUNTY, FLORIDA)
 \$11,485,000 SPECIAL ASSESSMENT REVENUE BONDS, SERIES 2019A
 \$3,200,000 SPECIAL ASSESSMENT REVENUE BONDS, SERIES 2019B

SCHEDULE 1 - REBATABLE ARBITRAGE CALCULATION

5 / 31 / 2019 ISSUE DATE
 5 / 31 / 2019 BEGINNING OF COMPUTATION PERIOD
 11 / 1 / 2023 COMPUTATION DATE

DATE	FUND/ACCOUNT	INVESTMENT VALUE AT COMPUTATION DATE	EARNINGS ON INVESTMENTS	OTHER DEPOSITS (WITHDRAWALS)	FUTURE VALUE AT BOND YIELD 5.1846%	ALLOWABLE EARNINGS
1 / 5 / 2021	2019A ACQUISITION/CONSTRUCTION ACCT SPINE RD		0.16	0.00	0.00	0.00
1 / 5 / 2021	2019A ACQUISITION/CONSTRUCTION ACCT SPINE RD		0.01	0.00	0.00	0.00
1 / 5 / 2021	2019A ACQUISITION/CONSTRUCTION ACCT SPINE RD		0.11	0.00	0.00	0.00
1 / 5 / 2021	2019A ACQUISITION/CONSTRUCTION ACCT SPINE RD		0.16	0.00	0.00	0.00
1 / 5 / 2021	2019A ACQUISITION/CONSTRUCTION ACCT SPINE RD		0.04	0.00	0.00	0.00
1 / 5 / 2021	2019A ACQUISITION/CONSTRUCTION ACCT SPINE RD		0.04	0.00	0.00	0.00
1 / 5 / 2021	2019A ACQUISITION/CONSTRUCTION ACCT SPINE RD		0.01	0.00	0.00	0.00
1 / 5 / 2021	2019A ACQUISITION/CONSTRUCTION ACCT SPINE RD		0.01	0.00	0.00	0.00
1 / 5 / 2021	2019A ACQUISITION/CONSTRUCTION ACCT SPINE RD		0.01	0.00	0.00	0.00
1 / 5 / 2021	2019A ACQUISITION/CONSTRUCTION ACCT SPINE RD		0.04	0.00	0.00	0.00
1 / 5 / 2021	2019A ACQUISITION/CONSTRUCTION ACCT SPINE RD		0.49	0.00	0.00	0.00
1 / 5 / 2021	2019A ACQUISITION/CONSTRUCTION ACCT SPINE RD		0.04	0.00	0.00	0.00
1 / 5 / 2021	2019A ACQUISITION/CONSTRUCTION ACCT SPINE RD		0.16	0.00	0.00	0.00
2 / 2 / 2021	2019A ACQUISITION/CONSTRUCTION ACCT SPINE RD		0.01	0.00	0.00	0.00
2 / 2 / 2021	2019A ACQUISITION/CONSTRUCTION ACCT SPINE RD		0.02	0.00	0.00	0.00
2 / 2 / 2021	2019A ACQUISITION/CONSTRUCTION ACCT SPINE RD		0.02	0.00	0.00	0.00
2 / 2 / 2021	2019A ACQUISITION/CONSTRUCTION ACCT SPINE RD		0.01	0.00	0.00	0.00
2 / 2 / 2021	2019A ACQUISITION/CONSTRUCTION ACCT SPINE RD		0.01	0.00	0.00	0.00
2 / 2 / 2021	2019A ACQUISITION/CONSTRUCTION ACCT SPINE RD		0.02	0.00	0.00	0.00
2 / 2 / 2021	2019A ACQUISITION/CONSTRUCTION ACCT SPINE RD		0.01	0.00	0.00	0.00
2 / 2 / 2021	2019A ACQUISITION/CONSTRUCTION ACCT SPINE RD		0.01	0.00	0.00	0.00
2 / 2 / 2021	2019A ACQUISITION/CONSTRUCTION ACCT SPINE RD		0.03	0.00	0.00	0.00
2 / 2 / 2021	2019A ACQUISITION/CONSTRUCTION ACCT SPINE RD		0.01	0.00	0.00	0.00
2 / 2 / 2021	2019A ACQUISITION/CONSTRUCTION ACCT SPINE RD		0.01	0.00	0.00	0.00
2 / 2 / 2021	2019A ACQUISITION/CONSTRUCTION ACCT SPINE RD		0.01	0.00	0.00	0.00
2 / 2 / 2021	2019A ACQUISITION/CONSTRUCTION ACCT SPINE RD		0.01	0.00	0.00	0.00
2 / 2 / 2021	2019A ACQUISITION/CONSTRUCTION ACCT SPINE RD		0.01	0.00	0.00	0.00
2 / 2 / 2021	2019A ACQUISITION/CONSTRUCTION ACCT SPINE RD		0.01	0.00	0.00	0.00
2 / 2 / 2021	2019A ACQUISITION/CONSTRUCTION ACCT SPINE RD		0.01	0.00	0.00	0.00
2 / 2 / 2021	2019A ACQUISITION/CONSTRUCTION ACCT SPINE RD		0.01	0.00	0.00	0.00
2 / 2 / 2021	2019A ACQUISITION/CONSTRUCTION ACCT SPINE RD		0.01	0.00	0.00	0.00
2 / 2 / 2021	2019A ACQUISITION/CONSTRUCTION ACCT SPINE RD		0.01	0.00	0.00	0.00
2 / 2 / 2021	2019A ACQUISITION/CONSTRUCTION ACCT SPINE RD		0.01	0.00	0.00	0.00
3 / 2 / 2021	2019A ACQUISITION/CONSTRUCTION ACCT SPINE RD		0.01	0.00	0.00	0.00
3 / 2 / 2021	2019A ACQUISITION/CONSTRUCTION ACCT SPINE RD		0.02	0.00	0.00	0.00
3 / 2 / 2021	2019A ACQUISITION/CONSTRUCTION ACCT SPINE RD		0.01	0.00	0.00	0.00

PARKLAND PRESERVE COMMUNITY DEVELOPMENT DISTRICT (ST. JOHNS COUNTY, FLORIDA)

\$11,485,000 SPECIAL ASSESSMENT REVENUE BONDS, SERIES 2019A

\$3,200,000 SPECIAL ASSESSMENT REVENUE BONDS, SERIES 2019B

SCHEDULE 1 - REBATABLE ARBITRAGE CALCULATION

5 / 31 / 2019 ISSUE DATE
 5 / 31 / 2019 BEGINNING OF COMPUTATION PERIOD
 11 / 1 / 2023 COMPUTATION DATE

DATE	FUND/ACCOUNT	INVESTMENT VALUE AT COMPUTATION DATE	EARNINGS ON INVESTMENTS	OTHER DEPOSITS (WITHDRAWALS)	FUTURE VALUE AT BOND YIELD 5.1846%	ALLOWABLE EARNINGS
3 / 2 / 2021	2019A ACQUISITION/CONSTRUCTION ACCT SPINE RD		0.02	0.00	0.00	0.00
3 / 2 / 2021	2019A ACQUISITION/CONSTRUCTION ACCT SPINE RD		0.03	0.00	0.00	0.00
3 / 2 / 2021	2019A ACQUISITION/CONSTRUCTION ACCT SPINE RD		0.01	0.00	0.00	0.00
3 / 2 / 2021	2019A ACQUISITION/CONSTRUCTION ACCT SPINE RD		0.01	0.00	0.00	0.00
3 / 2 / 2021	2019A ACQUISITION/CONSTRUCTION ACCT SPINE RD		0.01	0.00	0.00	0.00
3 / 2 / 2021	2019A ACQUISITION/CONSTRUCTION ACCT SPINE RD		0.02	0.00	0.00	0.00
3 / 2 / 2021	2019A ACQUISITION/CONSTRUCTION ACCT SPINE RD		0.01	0.00	0.00	0.00
3 / 2 / 2021	2019A ACQUISITION/CONSTRUCTION ACCT SPINE RD		0.01	0.00	0.00	0.00
3 / 2 / 2021	2019A ACQUISITION/CONSTRUCTION ACCT SPINE RD		0.01	0.00	0.00	0.00
3 / 2 / 2021	2019A ACQUISITION/CONSTRUCTION ACCT SPINE RD		0.01	0.00	0.00	0.00
3 / 2 / 2021	2019A ACQUISITION/CONSTRUCTION ACCT SPINE RD		0.01	0.00	0.00	0.00
3 / 2 / 2021	2019A ACQUISITION/CONSTRUCTION ACCT SPINE RD		0.01	0.00	0.00	0.00
3 / 2 / 2021	2019A ACQUISITION/CONSTRUCTION ACCT SPINE RD		0.01	0.00	0.00	0.00
3 / 2 / 2021	2019A ACQUISITION/CONSTRUCTION ACCT SPINE RD		0.01	0.00	0.00	0.00
3 / 2 / 2021	2019A ACQUISITION/CONSTRUCTION ACCT SPINE RD		0.01	0.00	0.00	0.00
3 / 2 / 2021	2019A ACQUISITION/CONSTRUCTION ACCT SPINE RD		0.01	0.00	0.00	0.00
4 / 5 / 2021	2019A ACQUISITION/CONSTRUCTION ACCT SPINE RD		0.01	0.00	0.00	0.00
4 / 5 / 2021	2019A ACQUISITION/CONSTRUCTION ACCT SPINE RD		0.01	0.00	0.00	0.00
4 / 5 / 2021	2019A ACQUISITION/CONSTRUCTION ACCT SPINE RD		0.01	0.00	0.00	0.00
4 / 5 / 2021	2019A ACQUISITION/CONSTRUCTION ACCT SPINE RD		0.01	0.00	0.00	0.00
4 / 5 / 2021	2019A ACQUISITION/CONSTRUCTION ACCT SPINE RD		0.02	0.00	0.00	0.00
4 / 5 / 2021	2019A ACQUISITION/CONSTRUCTION ACCT SPINE RD		0.01	0.00	0.00	0.00
4 / 5 / 2021	2019A ACQUISITION/CONSTRUCTION ACCT SPINE RD		0.01	0.00	0.00	0.00
4 / 5 / 2021	2019A ACQUISITION/CONSTRUCTION ACCT SPINE RD		0.02	0.00	0.00	0.00
4 / 5 / 2021	2019A ACQUISITION/CONSTRUCTION ACCT SPINE RD		0.01	0.00	0.00	0.00
4 / 5 / 2021	2019A ACQUISITION/CONSTRUCTION ACCT SPINE RD		0.01	0.00	0.00	0.00
4 / 5 / 2021	2019A ACQUISITION/CONSTRUCTION ACCT SPINE RD		0.01	0.00	0.00	0.00
4 / 5 / 2021	2019A ACQUISITION/CONSTRUCTION ACCT SPINE RD		0.01	0.00	0.00	0.00
4 / 5 / 2021	2019A ACQUISITION/CONSTRUCTION ACCT SPINE RD		0.01	0.00	0.00	0.00
4 / 5 / 2021	2019A ACQUISITION/CONSTRUCTION ACCT SPINE RD		0.01	0.00	0.00	0.00
4 / 5 / 2021	2019A ACQUISITION/CONSTRUCTION ACCT SPINE RD		0.01	0.00	0.00	0.00
4 / 5 / 2021	2019A ACQUISITION/CONSTRUCTION ACCT SPINE RD		0.01	0.00	0.00	0.00
4 / 5 / 2021	2019A ACQUISITION/CONSTRUCTION ACCT SPINE RD		0.01	0.00	0.00	0.00
4 / 5 / 2021	2019A ACQUISITION/CONSTRUCTION ACCT SPINE RD		0.01	0.00	0.00	0.00
4 / 5 / 2021	2019A ACQUISITION/CONSTRUCTION ACCT SPINE RD		0.01	0.00	0.00	0.00

PARKLAND PRESERVE COMMUNITY DEVELOPMENT DISTRICT (ST. JOHNS COUNTY, FLORIDA)
 \$11,485,000 SPECIAL ASSESSMENT REVENUE BONDS, SERIES 2019A
 \$3,200,000 SPECIAL ASSESSMENT REVENUE BONDS, SERIES 2019B

SCHEDULE 1 - REBATABLE ARBITRAGE CALCULATION

5 / 31 / 2019 ISSUE DATE
 5 / 31 / 2019 BEGINNING OF COMPUTATION PERIOD
 11 / 1 / 2023 COMPUTATION DATE

DATE	FUND/ACCOUNT	INVESTMENT VALUE AT COMPUTATION DATE	EARNINGS ON INVESTMENTS	OTHER DEPOSITS (WITHDRAWALS)	FUTURE VALUE AT BOND YIELD 5.1846%	ALLOWABLE EARNINGS
4 / 5 / 2021	2019A ACQUISITION/CONSTRUCTION ACCT SPINE RD		0.01	0.00	0.00	0.00
4 / 5 / 2021	2019A ACQUISITION/CONSTRUCTION ACCT SPINE RD		0.01	0.00	0.00	0.00
4 / 5 / 2021	2019A ACQUISITION/CONSTRUCTION ACCT SPINE RD		0.01	0.00	0.00	0.00
5 / 4 / 2021	2019A ACQUISITION/CONSTRUCTION ACCT SPINE RD		0.01	0.00	0.00	0.00
5 / 4 / 2021	2019A ACQUISITION/CONSTRUCTION ACCT SPINE RD		0.01	0.00	0.00	0.00
5 / 4 / 2021	2019A ACQUISITION/CONSTRUCTION ACCT SPINE RD		0.01	0.00	0.00	0.00
5 / 4 / 2021	2019A ACQUISITION/CONSTRUCTION ACCT SPINE RD		0.01	0.00	0.00	0.00
5 / 4 / 2021	2019A ACQUISITION/CONSTRUCTION ACCT SPINE RD		0.01	0.00	0.00	0.00
5 / 4 / 2021	2019A ACQUISITION/CONSTRUCTION ACCT SPINE RD		0.01	0.00	0.00	0.00
5 / 4 / 2021	2019A ACQUISITION/CONSTRUCTION ACCT SPINE RD		0.01	0.00	0.00	0.00
5 / 4 / 2021	2019A ACQUISITION/CONSTRUCTION ACCT SPINE RD		0.01	0.00	0.00	0.00
5 / 4 / 2021	2019A ACQUISITION/CONSTRUCTION ACCT SPINE RD		0.01	0.00	0.00	0.00
5 / 4 / 2021	2019A ACQUISITION/CONSTRUCTION ACCT SPINE RD		0.02	0.00	0.00	0.00
5 / 4 / 2021	2019A ACQUISITION/CONSTRUCTION ACCT SPINE RD		0.01	0.00	0.00	0.00
5 / 4 / 2021	2019A ACQUISITION/CONSTRUCTION ACCT SPINE RD		0.01	0.00	0.00	0.00
5 / 4 / 2021	2019A ACQUISITION/CONSTRUCTION ACCT SPINE RD		0.01	0.00	0.00	0.00
5 / 4 / 2021	2019A ACQUISITION/CONSTRUCTION ACCT SPINE RD		0.01	0.00	0.00	0.00
5 / 4 / 2021	2019A ACQUISITION/CONSTRUCTION ACCT SPINE RD		0.01	0.00	0.00	0.00
5 / 4 / 2021	2019A ACQUISITION/CONSTRUCTION ACCT SPINE RD		0.01	0.00	0.00	0.00
5 / 4 / 2021	2019A ACQUISITION/CONSTRUCTION ACCT SPINE RD		0.01	0.00	0.00	0.00
5 / 4 / 2021	2019A ACQUISITION/CONSTRUCTION ACCT SPINE RD		0.01	0.00	0.00	0.00
5 / 4 / 2021	2019A ACQUISITION/CONSTRUCTION ACCT SPINE RD		0.01	0.00	0.00	0.00
5 / 4 / 2021	2019A ACQUISITION/CONSTRUCTION ACCT SPINE RD		0.02	0.00	0.00	0.00
5 / 4 / 2021	2019A ACQUISITION/CONSTRUCTION ACCT SPINE RD		0.03	0.00	0.00	0.00
5 / 4 / 2021	2019A ACQUISITION/CONSTRUCTION ACCT SPINE RD		0.01	0.00	0.00	0.00
5 / 4 / 2021	2019A ACQUISITION/CONSTRUCTION ACCT SPINE RD		0.02	0.00	0.00	0.00
6 / 2 / 2021	2019A ACQUISITION/CONSTRUCTION ACCT SPINE RD		0.03	0.00	0.00	0.00
6 / 2 / 2021	2019A ACQUISITION/CONSTRUCTION ACCT SPINE RD		0.01	0.00	0.00	0.00
6 / 2 / 2021	2019A ACQUISITION/CONSTRUCTION ACCT SPINE RD		0.01	0.00	0.00	0.00
6 / 2 / 2021	2019A ACQUISITION/CONSTRUCTION ACCT SPINE RD		0.01	0.00	0.00	0.00
6 / 2 / 2021	2019A ACQUISITION/CONSTRUCTION ACCT SPINE RD		0.01	0.00	0.00	0.00
6 / 2 / 2021	2019A ACQUISITION/CONSTRUCTION ACCT SPINE RD		0.01	0.00	0.00	0.00
6 / 2 / 2021	2019A ACQUISITION/CONSTRUCTION ACCT SPINE RD		0.01	0.00	0.00	0.00
6 / 2 / 2021	2019A ACQUISITION/CONSTRUCTION ACCT SPINE RD		0.01	0.00	0.00	0.00
6 / 2 / 2021	2019A ACQUISITION/CONSTRUCTION ACCT SPINE RD		0.01	0.00	0.00	0.00
6 / 2 / 2021	2019A ACQUISITION/CONSTRUCTION ACCT SPINE RD		0.01	0.00	0.00	0.00
6 / 2 / 2021	2019A ACQUISITION/CONSTRUCTION ACCT SPINE RD		0.01	0.00	0.00	0.00
6 / 2 / 2021	2019A ACQUISITION/CONSTRUCTION ACCT SPINE RD		0.01	0.00	0.00	0.00
6 / 2 / 2021	2019A ACQUISITION/CONSTRUCTION ACCT SPINE RD		0.01	0.00	0.00	0.00
6 / 2 / 2021	2019A ACQUISITION/CONSTRUCTION ACCT SPINE RD		0.01	0.00	0.00	0.00

PARKLAND PRESERVE COMMUNITY DEVELOPMENT DISTRICT (ST. JOHNS COUNTY, FLORIDA)
 \$11,485,000 SPECIAL ASSESSMENT REVENUE BONDS, SERIES 2019A
 \$3,200,000 SPECIAL ASSESSMENT REVENUE BONDS, SERIES 2019B

SCHEDULE 1 - REBATABLE ARBITRAGE CALCULATION

5 / 31 / 2019 ISSUE DATE
 5 / 31 / 2019 BEGINNING OF COMPUTATION PERIOD
 11 / 1 / 2023 COMPUTATION DATE

DATE	FUND/ACCOUNT	INVESTMENT VALUE AT COMPUTATION DATE	EARNINGS ON INVESTMENTS	OTHER DEPOSITS (WITHDRAWALS)	FUTURE VALUE AT BOND YIELD 5.1846%	ALLOWABLE EARNINGS
6 / 2 / 2021	2019A ACQUISITION/CONSTRUCTION ACCT SPINE RD		0.01	0.00	0.00	0.00
6 / 2 / 2021	2019A ACQUISITION/CONSTRUCTION ACCT SPINE RD		0.01	0.00	0.00	0.00
6 / 2 / 2021	2019A ACQUISITION/CONSTRUCTION ACCT SPINE RD		0.01	0.00	0.00	0.00
6 / 2 / 2021	2019A ACQUISITION/CONSTRUCTION ACCT SPINE RD		0.02	0.00	0.00	0.00
6 / 2 / 2021	2019A ACQUISITION/CONSTRUCTION ACCT SPINE RD		0.02	0.00	0.00	0.00
6 / 2 / 2021	2019A ACQUISITION/CONSTRUCTION ACCT SPINE RD		0.01	0.00	0.00	0.00
6 / 2 / 2021	2019A ACQUISITION/CONSTRUCTION ACCT SPINE RD		0.01	0.00	0.00	0.00
6 / 2 / 2021	2019A ACQUISITION/CONSTRUCTION ACCT SPINE RD		0.01	0.00	0.00	0.00
6 / 2 / 2021	2019A ACQUISITION/CONSTRUCTION ACCT SPINE RD		0.01	0.00	0.00	0.00
6 / 2 / 2021	2019A ACQUISITION/CONSTRUCTION ACCT SPINE RD		0.01	0.00	0.00	0.00
7 / 2 / 2021	2019A ACQUISITION/CONSTRUCTION ACCT SPINE RD		0.01	0.00	0.00	0.00
7 / 2 / 2021	2019A ACQUISITION/CONSTRUCTION ACCT SPINE RD		0.01	0.00	0.00	0.00
7 / 2 / 2021	2019A ACQUISITION/CONSTRUCTION ACCT SPINE RD		0.01	0.00	0.00	0.00
7 / 2 / 2021	2019A ACQUISITION/CONSTRUCTION ACCT SPINE RD		0.01	0.00	0.00	0.00
7 / 2 / 2021	2019A ACQUISITION/CONSTRUCTION ACCT SPINE RD		0.01	0.00	0.00	0.00
7 / 2 / 2021	2019A ACQUISITION/CONSTRUCTION ACCT SPINE RD		0.01	0.00	0.00	0.00
7 / 2 / 2021	2019A ACQUISITION/CONSTRUCTION ACCT SPINE RD		0.01	0.00	0.00	0.00
7 / 2 / 2021	2019A ACQUISITION/CONSTRUCTION ACCT SPINE RD		0.01	0.00	0.00	0.00
7 / 2 / 2021	2019A ACQUISITION/CONSTRUCTION ACCT SPINE RD		0.01	0.00	0.00	0.00
7 / 2 / 2021	2019A ACQUISITION/CONSTRUCTION ACCT SPINE RD		0.01	0.00	0.00	0.00
7 / 2 / 2021	2019A ACQUISITION/CONSTRUCTION ACCT SPINE RD		0.01	0.00	0.00	0.00
7 / 2 / 2021	2019A ACQUISITION/CONSTRUCTION ACCT SPINE RD		0.01	0.00	0.00	0.00
7 / 2 / 2021	2019A ACQUISITION/CONSTRUCTION ACCT SPINE RD		0.01	0.00	0.00	0.00
7 / 2 / 2021	2019A ACQUISITION/CONSTRUCTION ACCT SPINE RD		0.01	0.00	0.00	0.00
7 / 2 / 2021	2019A ACQUISITION/CONSTRUCTION ACCT SPINE RD		0.01	0.00	0.00	0.00
7 / 2 / 2021	2019A ACQUISITION/CONSTRUCTION ACCT SPINE RD		0.02	0.00	0.00	0.00
7 / 2 / 2021	2019A ACQUISITION/CONSTRUCTION ACCT SPINE RD		0.02	0.00	0.00	0.00
7 / 2 / 2021	2019A ACQUISITION/CONSTRUCTION ACCT SPINE RD		0.01	0.00	0.00	0.00
7 / 2 / 2021	2019A ACQUISITION/CONSTRUCTION ACCT SPINE RD		0.01	0.00	0.00	0.00
7 / 2 / 2021	2019A ACQUISITION/CONSTRUCTION ACCT SPINE RD		0.02	0.00	0.00	0.00
7 / 2 / 2021	2019A ACQUISITION/CONSTRUCTION ACCT SPINE RD		0.01	0.00	0.00	0.00
7 / 2 / 2021	2019A ACQUISITION/CONSTRUCTION ACCT SPINE RD		0.02	0.00	0.00	0.00
7 / 2 / 2021	2019A ACQUISITION/CONSTRUCTION ACCT SPINE RD		0.01	0.00	0.00	0.00
7 / 2 / 2021	2019A ACQUISITION/CONSTRUCTION ACCT SPINE RD		0.01	0.00	0.00	0.00
7 / 14 / 2021	2019A ACQUISITION/CONSTRUCTION ACCT SPINE RD		0.00	(14,627.03)	(16,452.14)	(1,825.11)
7 / 14 / 2021	2019A ACQUISITION/CONSTRUCTION ACCT SPINE RD		0.00	(35,788.57)	(40,254.14)	(4,465.57)
8 / 3 / 2021	2019A ACQUISITION/CONSTRUCTION ACCT SPINE RD		0.01	0.00	0.00	0.00
8 / 3 / 2021	2019A ACQUISITION/CONSTRUCTION ACCT SPINE RD		0.01	0.00	0.00	0.00

PARKLAND PRESERVE COMMUNITY DEVELOPMENT DISTRICT (ST. JOHNS COUNTY, FLORIDA)

\$11,485,000 SPECIAL ASSESSMENT REVENUE BONDS, SERIES 2019A

\$3,200,000 SPECIAL ASSESSMENT REVENUE BONDS, SERIES 2019B

SCHEDULE 1 - REBATABLE ARBITRAGE CALCULATION

5 / 31 / 2019 ISSUE DATE
 5 / 31 / 2019 BEGINNING OF COMPUTATION PERIOD
 11 / 1 / 2023 COMPUTATION DATE

DATE	FUND/ACCOUNT	INVESTMENT VALUE AT COMPUTATION DATE	EARNINGS ON INVESTMENTS	OTHER DEPOSITS (WITHDRAWALS)	FUTURE VALUE AT BOND YIELD 5.1846%	ALLOWABLE EARNINGS
8 / 3 / 2021	2019A ACQUISITION/CONSTRUCTION ACCT SPINE RD		0.01	0.00	0.00	0.00
8 / 3 / 2021	2019A ACQUISITION/CONSTRUCTION ACCT SPINE RD		0.02	0.00	0.00	0.00
8 / 3 / 2021	2019A ACQUISITION/CONSTRUCTION ACCT SPINE RD		0.01	0.00	0.00	0.00
8 / 3 / 2021	2019A ACQUISITION/CONSTRUCTION ACCT SPINE RD		0.01	0.00	0.00	0.00
8 / 3 / 2021	2019A ACQUISITION/CONSTRUCTION ACCT SPINE RD		0.01	0.00	0.00	0.00
8 / 3 / 2021	2019A ACQUISITION/CONSTRUCTION ACCT SPINE RD		0.03	0.00	0.00	0.00
4 / 11 / 2023	2019A ACQUISITION/CONSTRUCTION ACCT SPINE RD		0.00	(0.11)	(0.11)	0.00
4 / 11 / 2023	2019A ACQUISITION/CONSTRUCTION ACCT SPINE RD		0.00	(1.30)	(1.34)	(0.04)
		<u>0.00</u>	<u>5,216.22</u>	<u>(5,216.22)</u>	<u>33,538.21</u>	<u>38,754.43</u>
5 / 31 / 2019	INITIAL DEPOSIT		0.00	815,000.00	1,021,734.47	206,734.47
8 / 2 / 2019	2019A ACQUISITION/CONSTRUCTION ACCT PARCEL 14		46.66	0.00	0.00	0.00
8 / 2 / 2019	2019A ACQUISITION/CONSTRUCTION ACCT PARCEL 14		46.79	0.00	0.00	0.00
8 / 2 / 2019	2019A ACQUISITION/CONSTRUCTION ACCT PARCEL 14		46.72	0.00	0.00	0.00
8 / 2 / 2019	2019A ACQUISITION/CONSTRUCTION ACCT PARCEL 14		139.94	0.00	0.00	0.00
8 / 2 / 2019	2019A ACQUISITION/CONSTRUCTION ACCT PARCEL 14		46.32	0.00	0.00	0.00
8 / 2 / 2019	2019A ACQUISITION/CONSTRUCTION ACCT PARCEL 14		46.82	0.00	0.00	0.00
8 / 2 / 2019	2019A ACQUISITION/CONSTRUCTION ACCT PARCEL 14		47.35	0.00	0.00	0.00
8 / 2 / 2019	2019A ACQUISITION/CONSTRUCTION ACCT PARCEL 14		47.52	0.00	0.00	0.00
9 / 4 / 2019	2019A ACQUISITION/CONSTRUCTION ACCT PARCEL 14		1,329.99	0.00	0.00	0.00
10 / 2 / 2019	2019A ACQUISITION/CONSTRUCTION ACCT PARCEL 14		1,253.15	0.00	0.00	0.00
11 / 4 / 2019	2019A ACQUISITION/CONSTRUCTION ACCT PARCEL 14		111.88	0.00	0.00	0.00
11 / 4 / 2019	2019A ACQUISITION/CONSTRUCTION ACCT PARCEL 14		35.21	0.00	0.00	0.00
11 / 4 / 2019	2019A ACQUISITION/CONSTRUCTION ACCT PARCEL 14		106.10	0.00	0.00	0.00
11 / 4 / 2019	2019A ACQUISITION/CONSTRUCTION ACCT PARCEL 14		36.51	0.00	0.00	0.00
11 / 4 / 2019	2019A ACQUISITION/CONSTRUCTION ACCT PARCEL 14		109.77	0.00	0.00	0.00
11 / 4 / 2019	2019A ACQUISITION/CONSTRUCTION ACCT PARCEL 14		37.30	0.00	0.00	0.00
11 / 4 / 2019	2019A ACQUISITION/CONSTRUCTION ACCT PARCEL 14		35.68	0.00	0.00	0.00
11 / 4 / 2019	2019A ACQUISITION/CONSTRUCTION ACCT PARCEL 14		34.90	0.00	0.00	0.00
11 / 4 / 2019	2019A ACQUISITION/CONSTRUCTION ACCT PARCEL 14		36.56	0.00	0.00	0.00
11 / 4 / 2019	2019A ACQUISITION/CONSTRUCTION ACCT PARCEL 14		37.52	0.00	0.00	0.00
11 / 4 / 2019	2019A ACQUISITION/CONSTRUCTION ACCT PARCEL 14		35.82	0.00	0.00	0.00
11 / 4 / 2019	2019A ACQUISITION/CONSTRUCTION ACCT PARCEL 14		37.62	0.00	0.00	0.00
11 / 4 / 2019	2019A ACQUISITION/CONSTRUCTION ACCT PARCEL 14		35.99	0.00	0.00	0.00
11 / 4 / 2019	2019A ACQUISITION/CONSTRUCTION ACCT PARCEL 14		37.89	0.00	0.00	0.00
11 / 4 / 2019	2019A ACQUISITION/CONSTRUCTION ACCT PARCEL 14		34.36	0.00	0.00	0.00
11 / 4 / 2019	2019A ACQUISITION/CONSTRUCTION ACCT PARCEL 14		36.58	0.00	0.00	0.00

PARKLAND PRESERVE COMMUNITY DEVELOPMENT DISTRICT (ST. JOHNS COUNTY, FLORIDA)
 \$11,485,000 SPECIAL ASSESSMENT REVENUE BONDS, SERIES 2019A
 \$3,200,000 SPECIAL ASSESSMENT REVENUE BONDS, SERIES 2019B

SCHEDULE 1 - REBATABLE ARBITRAGE CALCULATION

5 / 31 / 2019 ISSUE DATE
 5 / 31 / 2019 BEGINNING OF COMPUTATION PERIOD
 11 / 1 / 2023 COMPUTATION DATE

DATE	FUND/ACCOUNT	INVESTMENT VALUE AT COMPUTATION DATE	EARNINGS ON INVESTMENTS	OTHER DEPOSITS (WITHDRAWALS)	FUTURE VALUE AT BOND YIELD 5.1846%	ALLOWABLE EARNINGS
11 / 4 / 2019	2019A ACQUISITION/CONSTRUCTION ACCT PARCEL 14		37.46	0.00	0.00	0.00
11 / 4 / 2019	2019A ACQUISITION/CONSTRUCTION ACCT PARCEL 14		35.60	0.00	0.00	0.00
11 / 4 / 2019	2019A ACQUISITION/CONSTRUCTION ACCT PARCEL 14		34.98	0.00	0.00	0.00
11 / 4 / 2019	2019A ACQUISITION/CONSTRUCTION ACCT PARCEL 14		145.66	0.00	0.00	0.00
11 / 4 / 2019	2019A ACQUISITION/CONSTRUCTION ACCT PARCEL 14		37.97	0.00	0.00	0.00
11 / 4 / 2019	2019A ACQUISITION/CONSTRUCTION ACCT PARCEL 14		37.19	0.00	0.00	0.00
12 / 3 / 2019	2019A ACQUISITION/CONSTRUCTION ACCT PARCEL 14		32.08	0.00	0.00	0.00
12 / 3 / 2019	2019A ACQUISITION/CONSTRUCTION ACCT PARCEL 14		127.74	0.00	0.00	0.00
12 / 3 / 2019	2019A ACQUISITION/CONSTRUCTION ACCT PARCEL 14		32.12	0.00	0.00	0.00
12 / 3 / 2019	2019A ACQUISITION/CONSTRUCTION ACCT PARCEL 14		65.36	0.00	0.00	0.00
12 / 3 / 2019	2019A ACQUISITION/CONSTRUCTION ACCT PARCEL 14		32.16	0.00	0.00	0.00
12 / 3 / 2019	2019A ACQUISITION/CONSTRUCTION ACCT PARCEL 14		97.21	0.00	0.00	0.00
12 / 3 / 2019	2019A ACQUISITION/CONSTRUCTION ACCT PARCEL 14		32.19	0.00	0.00	0.00
12 / 3 / 2019	2019A ACQUISITION/CONSTRUCTION ACCT PARCEL 14		31.98	0.00	0.00	0.00
12 / 3 / 2019	2019A ACQUISITION/CONSTRUCTION ACCT PARCEL 14		32.38	0.00	0.00	0.00
12 / 3 / 2019	2019A ACQUISITION/CONSTRUCTION ACCT PARCEL 14		32.21	0.00	0.00	0.00
12 / 3 / 2019	2019A ACQUISITION/CONSTRUCTION ACCT PARCEL 14		96.42	0.00	0.00	0.00
12 / 3 / 2019	2019A ACQUISITION/CONSTRUCTION ACCT PARCEL 14		31.93	0.00	0.00	0.00
12 / 3 / 2019	2019A ACQUISITION/CONSTRUCTION ACCT PARCEL 14		98.78	0.00	0.00	0.00
12 / 3 / 2019	2019A ACQUISITION/CONSTRUCTION ACCT PARCEL 14		31.98	0.00	0.00	0.00
12 / 3 / 2019	2019A ACQUISITION/CONSTRUCTION ACCT PARCEL 14		32.55	0.00	0.00	0.00
12 / 3 / 2019	2019A ACQUISITION/CONSTRUCTION ACCT PARCEL 14		32.14	0.00	0.00	0.00
12 / 3 / 2019	2019A ACQUISITION/CONSTRUCTION ACCT PARCEL 14		63.89	0.00	0.00	0.00
12 / 3 / 2019	2019A ACQUISITION/CONSTRUCTION ACCT PARCEL 14		32.04	0.00	0.00	0.00
12 / 3 / 2019	2019A ACQUISITION/CONSTRUCTION ACCT PARCEL 14		32.29	0.00	0.00	0.00
1 / 3 / 2020	2019A ACQUISITION/CONSTRUCTION ACCT PARCEL 14		95.02	0.00	0.00	0.00
1 / 3 / 2020	2019A ACQUISITION/CONSTRUCTION ACCT PARCEL 14		31.40	0.00	0.00	0.00
1 / 3 / 2020	2019A ACQUISITION/CONSTRUCTION ACCT PARCEL 14		32.53	0.00	0.00	0.00
1 / 3 / 2020	2019A ACQUISITION/CONSTRUCTION ACCT PARCEL 14		31.29	0.00	0.00	0.00
1 / 3 / 2020	2019A ACQUISITION/CONSTRUCTION ACCT PARCEL 14		31.32	0.00	0.00	0.00
1 / 3 / 2020	2019A ACQUISITION/CONSTRUCTION ACCT PARCEL 14		31.98	0.00	0.00	0.00
1 / 3 / 2020	2019A ACQUISITION/CONSTRUCTION ACCT PARCEL 14		94.25	0.00	0.00	0.00
1 / 3 / 2020	2019A ACQUISITION/CONSTRUCTION ACCT PARCEL 14		31.79	0.00	0.00	0.00
1 / 3 / 2020	2019A ACQUISITION/CONSTRUCTION ACCT PARCEL 14		31.45	0.00	0.00	0.00
1 / 3 / 2020	2019A ACQUISITION/CONSTRUCTION ACCT PARCEL 14		30.96	0.00	0.00	0.00
1 / 3 / 2020	2019A ACQUISITION/CONSTRUCTION ACCT PARCEL 14		93.26	0.00	0.00	0.00

PARKLAND PRESERVE COMMUNITY DEVELOPMENT DISTRICT (ST. JOHNS COUNTY, FLORIDA)
 \$11,485,000 SPECIAL ASSESSMENT REVENUE BONDS, SERIES 2019A
 \$3,200,000 SPECIAL ASSESSMENT REVENUE BONDS, SERIES 2019B

SCHEDULE 1 - REBATABLE ARBITRAGE CALCULATION

5 / 31 / 2019 ISSUE DATE
 5 / 31 / 2019 BEGINNING OF COMPUTATION PERIOD
 11 / 1 / 2023 COMPUTATION DATE

DATE	FUND/ACCOUNT	INVESTMENT VALUE AT COMPUTATION DATE	EARNINGS ON INVESTMENTS	OTHER DEPOSITS (WITHDRAWALS)	FUTURE VALUE AT BOND YIELD 5.1846%	ALLOWABLE EARNINGS
1 / 3 / 2020	2019A ACQUISITION/CONSTRUCTION ACCT PARCEL 14		31.44	0.00	0.00	0.00
1 / 3 / 2020	2019A ACQUISITION/CONSTRUCTION ACCT PARCEL 14		31.42	0.00	0.00	0.00
1 / 3 / 2020	2019A ACQUISITION/CONSTRUCTION ACCT PARCEL 14		32.68	0.00	0.00	0.00
1 / 3 / 2020	2019A ACQUISITION/CONSTRUCTION ACCT PARCEL 14		31.73	0.00	0.00	0.00
1 / 3 / 2020	2019A ACQUISITION/CONSTRUCTION ACCT PARCEL 14		31.13	0.00	0.00	0.00
1 / 3 / 2020	2019A ACQUISITION/CONSTRUCTION ACCT PARCEL 14		31.16	0.00	0.00	0.00
1 / 3 / 2020	2019A ACQUISITION/CONSTRUCTION ACCT PARCEL 14		93.67	0.00	0.00	0.00
1 / 3 / 2020	2019A ACQUISITION/CONSTRUCTION ACCT PARCEL 14		31.74	0.00	0.00	0.00
1 / 3 / 2020	2019A ACQUISITION/CONSTRUCTION ACCT PARCEL 14		62.36	0.00	0.00	0.00
1 / 3 / 2020	2019A ACQUISITION/CONSTRUCTION ACCT PARCEL 14		31.63	0.00	0.00	0.00
1 / 3 / 2020	2019A ACQUISITION/CONSTRUCTION ACCT PARCEL 14		31.26	0.00	0.00	0.00
2 / 4 / 2020	2019A ACQUISITION/CONSTRUCTION ACCT PARCEL 14		92.86	0.00	0.00	0.00
2 / 4 / 2020	2019A ACQUISITION/CONSTRUCTION ACCT PARCEL 14		30.87	0.00	0.00	0.00
2 / 4 / 2020	2019A ACQUISITION/CONSTRUCTION ACCT PARCEL 14		30.76	0.00	0.00	0.00
2 / 4 / 2020	2019A ACQUISITION/CONSTRUCTION ACCT PARCEL 14		31.32	0.00	0.00	0.00
2 / 4 / 2020	2019A ACQUISITION/CONSTRUCTION ACCT PARCEL 14		30.75	0.00	0.00	0.00
2 / 4 / 2020	2019A ACQUISITION/CONSTRUCTION ACCT PARCEL 14		30.91	0.00	0.00	0.00
2 / 4 / 2020	2019A ACQUISITION/CONSTRUCTION ACCT PARCEL 14		30.76	0.00	0.00	0.00
2 / 4 / 2020	2019A ACQUISITION/CONSTRUCTION ACCT PARCEL 14		30.85	0.00	0.00	0.00
2 / 4 / 2020	2019A ACQUISITION/CONSTRUCTION ACCT PARCEL 14		31.05	0.00	0.00	0.00
2 / 4 / 2020	2019A ACQUISITION/CONSTRUCTION ACCT PARCEL 14		30.75	0.00	0.00	0.00
2 / 4 / 2020	2019A ACQUISITION/CONSTRUCTION ACCT PARCEL 14		30.80	0.00	0.00	0.00
2 / 4 / 2020	2019A ACQUISITION/CONSTRUCTION ACCT PARCEL 14		30.86	0.00	0.00	0.00
2 / 4 / 2020	2019A ACQUISITION/CONSTRUCTION ACCT PARCEL 14		30.73	0.00	0.00	0.00
2 / 4 / 2020	2019A ACQUISITION/CONSTRUCTION ACCT PARCEL 14		30.72	0.00	0.00	0.00
2 / 4 / 2020	2019A ACQUISITION/CONSTRUCTION ACCT PARCEL 14		92.49	0.00	0.00	0.00
2 / 4 / 2020	2019A ACQUISITION/CONSTRUCTION ACCT PARCEL 14		123.12	0.00	0.00	0.00
2 / 4 / 2020	2019A ACQUISITION/CONSTRUCTION ACCT PARCEL 14		30.53	0.00	0.00	0.00
2 / 4 / 2020	2019A ACQUISITION/CONSTRUCTION ACCT PARCEL 14		30.99	0.00	0.00	0.00
2 / 4 / 2020	2019A ACQUISITION/CONSTRUCTION ACCT PARCEL 14		92.27	0.00	0.00	0.00
2 / 4 / 2020	2019A ACQUISITION/CONSTRUCTION ACCT PARCEL 14		30.85	0.00	0.00	0.00
2 / 4 / 2020	2019A ACQUISITION/CONSTRUCTION ACCT PARCEL 14		30.81	0.00	0.00	0.00
2 / 4 / 2020	2019A ACQUISITION/CONSTRUCTION ACCT PARCEL 14		30.94	0.00	0.00	0.00
3 / 3 / 2020	2019A ACQUISITION/CONSTRUCTION ACCT PARCEL 14		30.95	0.00	0.00	0.00
3 / 3 / 2020	2019A ACQUISITION/CONSTRUCTION ACCT PARCEL 14		60.30	0.00	0.00	0.00
3 / 3 / 2020	2019A ACQUISITION/CONSTRUCTION ACCT PARCEL 14		30.80	0.00	0.00	0.00

PARKLAND PRESERVE COMMUNITY DEVELOPMENT DISTRICT (ST. JOHNS COUNTY, FLORIDA)
 \$11,485,000 SPECIAL ASSESSMENT REVENUE BONDS, SERIES 2019A
 \$3,200,000 SPECIAL ASSESSMENT REVENUE BONDS, SERIES 2019B

SCHEDULE 1 - REBATABLE ARBITRAGE CALCULATION

5 / 31 / 2019 ISSUE DATE
 5 / 31 / 2019 BEGINNING OF COMPUTATION PERIOD
 11 / 1 / 2023 COMPUTATION DATE

DATE	FUND/ACCOUNT	INVESTMENT VALUE AT COMPUTATION DATE	EARNINGS ON INVESTMENTS	OTHER DEPOSITS (WITHDRAWALS)	FUTURE VALUE AT BOND YIELD 5.1846%	ALLOWABLE EARNINGS
3 / 3 / 2020	2019A ACQUISITION/CONSTRUCTION ACCT PARCEL 14		31.08	0.00	0.00	0.00
3 / 3 / 2020	2019A ACQUISITION/CONSTRUCTION ACCT PARCEL 14		31.05	0.00	0.00	0.00
3 / 3 / 2020	2019A ACQUISITION/CONSTRUCTION ACCT PARCEL 14		62.10	0.00	0.00	0.00
3 / 3 / 2020	2019A ACQUISITION/CONSTRUCTION ACCT PARCEL 14		30.89	0.00	0.00	0.00
3 / 3 / 2020	2019A ACQUISITION/CONSTRUCTION ACCT PARCEL 14		30.77	0.00	0.00	0.00
3 / 3 / 2020	2019A ACQUISITION/CONSTRUCTION ACCT PARCEL 14		30.81	0.00	0.00	0.00
3 / 3 / 2020	2019A ACQUISITION/CONSTRUCTION ACCT PARCEL 14		92.80	0.00	0.00	0.00
3 / 3 / 2020	2019A ACQUISITION/CONSTRUCTION ACCT PARCEL 14		30.75	0.00	0.00	0.00
3 / 3 / 2020	2019A ACQUISITION/CONSTRUCTION ACCT PARCEL 14		30.97	0.00	0.00	0.00
3 / 3 / 2020	2019A ACQUISITION/CONSTRUCTION ACCT PARCEL 14		30.82	0.00	0.00	0.00
3 / 3 / 2020	2019A ACQUISITION/CONSTRUCTION ACCT PARCEL 14		123.68	0.00	0.00	0.00
3 / 3 / 2020	2019A ACQUISITION/CONSTRUCTION ACCT PARCEL 14		30.82	0.00	0.00	0.00
3 / 3 / 2020	2019A ACQUISITION/CONSTRUCTION ACCT PARCEL 14		31.00	0.00	0.00	0.00
3 / 3 / 2020	2019A ACQUISITION/CONSTRUCTION ACCT PARCEL 14		30.88	0.00	0.00	0.00
3 / 3 / 2020	2019A ACQUISITION/CONSTRUCTION ACCT PARCEL 14		30.96	0.00	0.00	0.00
3 / 3 / 2020	2019A ACQUISITION/CONSTRUCTION ACCT PARCEL 14		92.47	0.00	0.00	0.00
3 / 3 / 2020	2019A ACQUISITION/CONSTRUCTION ACCT PARCEL 14		31.15	0.00	0.00	0.00
4 / 2 / 2020	2019A ACQUISITION/CONSTRUCTION ACCT PARCEL 14		72.83	0.00	0.00	0.00
4 / 2 / 2020	2019A ACQUISITION/CONSTRUCTION ACCT PARCEL 14		23.89	0.00	0.00	0.00
4 / 2 / 2020	2019A ACQUISITION/CONSTRUCTION ACCT PARCEL 14		23.05	0.00	0.00	0.00
4 / 2 / 2020	2019A ACQUISITION/CONSTRUCTION ACCT PARCEL 14		22.63	0.00	0.00	0.00
4 / 2 / 2020	2019A ACQUISITION/CONSTRUCTION ACCT PARCEL 14		30.15	0.00	0.00	0.00
4 / 2 / 2020	2019A ACQUISITION/CONSTRUCTION ACCT PARCEL 14		6.83	0.00	0.00	0.00
4 / 2 / 2020	2019A ACQUISITION/CONSTRUCTION ACCT PARCEL 14		7.79	0.00	0.00	0.00
4 / 2 / 2020	2019A ACQUISITION/CONSTRUCTION ACCT PARCEL 14		24.82	0.00	0.00	0.00
4 / 2 / 2020	2019A ACQUISITION/CONSTRUCTION ACCT PARCEL 14		8.86	0.00	0.00	0.00
4 / 2 / 2020	2019A ACQUISITION/CONSTRUCTION ACCT PARCEL 14		5.59	0.00	0.00	0.00
4 / 2 / 2020	2019A ACQUISITION/CONSTRUCTION ACCT PARCEL 14		10.70	0.00	0.00	0.00
4 / 2 / 2020	2019A ACQUISITION/CONSTRUCTION ACCT PARCEL 14		18.04	0.00	0.00	0.00
4 / 2 / 2020	2019A ACQUISITION/CONSTRUCTION ACCT PARCEL 14		25.93	0.00	0.00	0.00
4 / 2 / 2020	2019A ACQUISITION/CONSTRUCTION ACCT PARCEL 14		66.40	0.00	0.00	0.00
4 / 2 / 2020	2019A ACQUISITION/CONSTRUCTION ACCT PARCEL 14		8.46	0.00	0.00	0.00
4 / 2 / 2020	2019A ACQUISITION/CONSTRUCTION ACCT PARCEL 14		6.02	0.00	0.00	0.00
4 / 2 / 2020	2019A ACQUISITION/CONSTRUCTION ACCT PARCEL 14		25.06	0.00	0.00	0.00
4 / 2 / 2020	2019A ACQUISITION/CONSTRUCTION ACCT PARCEL 14		14.24	0.00	0.00	0.00
4 / 2 / 2020	2019A ACQUISITION/CONSTRUCTION ACCT PARCEL 14		23.15	0.00	0.00	0.00

PARKLAND PRESERVE COMMUNITY DEVELOPMENT DISTRICT (ST. JOHNS COUNTY, FLORIDA)
 \$11,485,000 SPECIAL ASSESSMENT REVENUE BONDS, SERIES 2019A
 \$3,200,000 SPECIAL ASSESSMENT REVENUE BONDS, SERIES 2019B

SCHEDULE 1 - REBATABLE ARBITRAGE CALCULATION

5 / 31 / 2019 ISSUE DATE
 5 / 31 / 2019 BEGINNING OF COMPUTATION PERIOD
 11 / 1 / 2023 COMPUTATION DATE

DATE	FUND/ACCOUNT	INVESTMENT VALUE AT COMPUTATION DATE	EARNINGS ON INVESTMENTS	OTHER DEPOSITS (WITHDRAWALS)	FUTURE VALUE AT BOND YIELD 5.1846%	ALLOWABLE EARNINGS
4 / 2 / 2020	2019A ACQUISITION/CONSTRUCTION ACCT PARCEL 14		6.35	0.00	0.00	0.00
4 / 2 / 2020	2019A ACQUISITION/CONSTRUCTION ACCT PARCEL 14		30.46	0.00	0.00	0.00
4 / 2 / 2020	2019A ACQUISITION/CONSTRUCTION ACCT PARCEL 14		5.45	0.00	0.00	0.00
4 / 2 / 2020	2019A ACQUISITION/CONSTRUCTION ACCT PARCEL 14		30.48	0.00	0.00	0.00
4 / 13 / 2020	2019A ACQUISITION/CONSTRUCTION ACCT PARCEL 14		0.00	(815,000.00)	(977,400.26)	(162,400.26)
4 / 13 / 2020	2019A ACQUISITION/CONSTRUCTION ACCT PARCEL 14		0.00	(8,470.95)	(10,158.91)	(1,687.96)
5 / 4 / 2020	2019A ACQUISITION/CONSTRUCTION ACCT PARCEL 14		5.22	0.00	0.00	0.00
5 / 4 / 2020	2019A ACQUISITION/CONSTRUCTION ACCT PARCEL 14		5.05	0.00	0.00	0.00
5 / 4 / 2020	2019A ACQUISITION/CONSTRUCTION ACCT PARCEL 14		18.21	0.00	0.00	0.00
5 / 4 / 2020	2019A ACQUISITION/CONSTRUCTION ACCT PARCEL 14		4.82	0.00	0.00	0.00
5 / 4 / 2020	2019A ACQUISITION/CONSTRUCTION ACCT PARCEL 14		4.95	0.00	0.00	0.00
5 / 4 / 2020	2019A ACQUISITION/CONSTRUCTION ACCT PARCEL 14		5.30	0.00	0.00	0.00
5 / 4 / 2020	2019A ACQUISITION/CONSTRUCTION ACCT PARCEL 14		15.86	0.00	0.00	0.00
3 / 6 / 2023	2019A ACQUISITION/CONSTRUCTION ACCT PARCEL 14		0.00	(59.41)	(61.43)	(2.02)
		<u>0.00</u>	<u>8,530.36</u>	<u>(8,530.36)</u>	<u>34,113.87</u>	<u>42,644.23</u>
5 / 31 / 2019	INITIAL DEPOSIT		0.00	550,350.72	689,953.74	139,603.02
8 / 2 / 2019	2019A CAPITALIZED INTEREST ACCOUNT		32.09	0.00	0.00	0.00
8 / 2 / 2019	2019A CAPITALIZED INTEREST ACCOUNT		94.50	0.00	0.00	0.00
8 / 2 / 2019	2019A CAPITALIZED INTEREST ACCOUNT		31.97	0.00	0.00	0.00
8 / 2 / 2019	2019A CAPITALIZED INTEREST ACCOUNT		31.28	0.00	0.00	0.00
8 / 2 / 2019	2019A CAPITALIZED INTEREST ACCOUNT		31.51	0.00	0.00	0.00
8 / 2 / 2019	2019A CAPITALIZED INTEREST ACCOUNT		31.55	0.00	0.00	0.00
8 / 2 / 2019	2019A CAPITALIZED INTEREST ACCOUNT		31.60	0.00	0.00	0.00
8 / 2 / 2019	2019A CAPITALIZED INTEREST ACCOUNT		31.61	0.00	0.00	0.00
9 / 4 / 2019	2019A CAPITALIZED INTEREST ACCOUNT		28.64	0.00	0.00	0.00
9 / 4 / 2019	2019A CAPITALIZED INTEREST ACCOUNT		29.14	0.00	0.00	0.00
9 / 4 / 2019	2019A CAPITALIZED INTEREST ACCOUNT		29.15	0.00	0.00	0.00
9 / 4 / 2019	2019A CAPITALIZED INTEREST ACCOUNT		28.63	0.00	0.00	0.00
9 / 4 / 2019	2019A CAPITALIZED INTEREST ACCOUNT		87.22	0.00	0.00	0.00
9 / 4 / 2019	2019A CAPITALIZED INTEREST ACCOUNT		29.33	0.00	0.00	0.00
9 / 4 / 2019	2019A CAPITALIZED INTEREST ACCOUNT		29.34	0.00	0.00	0.00
9 / 4 / 2019	2019A CAPITALIZED INTEREST ACCOUNT		28.65	0.00	0.00	0.00
9 / 4 / 2019	2019A CAPITALIZED INTEREST ACCOUNT		29.11	0.00	0.00	0.00
9 / 4 / 2019	2019A CAPITALIZED INTEREST ACCOUNT		29.66	0.00	0.00	0.00
9 / 4 / 2019	2019A CAPITALIZED INTEREST ACCOUNT		57.15	0.00	0.00	0.00
9 / 4 / 2019	2019A CAPITALIZED INTEREST ACCOUNT		29.29	0.00	0.00	0.00

PARKLAND PRESERVE COMMUNITY DEVELOPMENT DISTRICT (ST. JOHNS COUNTY, FLORIDA)
 \$11,485,000 SPECIAL ASSESSMENT REVENUE BONDS, SERIES 2019A
 \$3,200,000 SPECIAL ASSESSMENT REVENUE BONDS, SERIES 2019B

SCHEDULE 1 - REBATABLE ARBITRAGE CALCULATION

5 / 31 / 2019 ISSUE DATE
 5 / 31 / 2019 BEGINNING OF COMPUTATION PERIOD
 11 / 1 / 2023 COMPUTATION DATE

DATE	FUND/ACCOUNT	INVESTMENT VALUE AT COMPUTATION DATE	EARNINGS ON INVESTMENTS	OTHER DEPOSITS (WITHDRAWALS)	FUTURE VALUE AT BOND YIELD 5.1846%	ALLOWABLE EARNINGS
9 / 4 / 2019	2019A CAPITALIZED INTEREST ACCOUNT		28.25	0.00	0.00	0.00
9 / 4 / 2019	2019A CAPITALIZED INTEREST ACCOUNT		87.03	0.00	0.00	0.00
9 / 4 / 2019	2019A CAPITALIZED INTEREST ACCOUNT		90.19	0.00	0.00	0.00
9 / 4 / 2019	2019A CAPITALIZED INTEREST ACCOUNT		28.77	0.00	0.00	0.00
9 / 4 / 2019	2019A CAPITALIZED INTEREST ACCOUNT		28.39	0.00	0.00	0.00
9 / 4 / 2019	2019A CAPITALIZED INTEREST ACCOUNT		29.55	0.00	0.00	0.00
9 / 4 / 2019	2019A CAPITALIZED INTEREST ACCOUNT		84.62	0.00	0.00	0.00
9 / 4 / 2019	2019A CAPITALIZED INTEREST ACCOUNT		28.87	0.00	0.00	0.00
9 / 4 / 2019	2019A CAPITALIZED INTEREST ACCOUNT		28.88	0.00	0.00	0.00
9 / 4 / 2019	2019A CAPITALIZED INTEREST ACCOUNT		28.25	0.00	0.00	0.00
10 / 2 / 2019	2019A CAPITALIZED INTEREST ACCOUNT		84.34	0.00	0.00	0.00
10 / 2 / 2019	2019A CAPITALIZED INTEREST ACCOUNT		78.79	0.00	0.00	0.00
10 / 2 / 2019	2019A CAPITALIZED INTEREST ACCOUNT		44.29	0.00	0.00	0.00
10 / 2 / 2019	2019A CAPITALIZED INTEREST ACCOUNT		77.49	0.00	0.00	0.00
10 / 2 / 2019	2019A CAPITALIZED INTEREST ACCOUNT		28.69	0.00	0.00	0.00
10 / 2 / 2019	2019A CAPITALIZED INTEREST ACCOUNT		28.11	0.00	0.00	0.00
10 / 2 / 2019	2019A CAPITALIZED INTEREST ACCOUNT		57.15	0.00	0.00	0.00
10 / 2 / 2019	2019A CAPITALIZED INTEREST ACCOUNT		29.38	0.00	0.00	0.00
10 / 2 / 2019	2019A CAPITALIZED INTEREST ACCOUNT		28.12	0.00	0.00	0.00
10 / 2 / 2019	2019A CAPITALIZED INTEREST ACCOUNT		28.14	0.00	0.00	0.00
10 / 2 / 2019	2019A CAPITALIZED INTEREST ACCOUNT		25.94	0.00	0.00	0.00
10 / 2 / 2019	2019A CAPITALIZED INTEREST ACCOUNT		28.49	0.00	0.00	0.00
10 / 2 / 2019	2019A CAPITALIZED INTEREST ACCOUNT		28.12	0.00	0.00	0.00
10 / 2 / 2019	2019A CAPITALIZED INTEREST ACCOUNT		85.06	0.00	0.00	0.00
10 / 2 / 2019	2019A CAPITALIZED INTEREST ACCOUNT		26.70	0.00	0.00	0.00
10 / 2 / 2019	2019A CAPITALIZED INTEREST ACCOUNT		26.84	0.00	0.00	0.00
10 / 2 / 2019	2019A CAPITALIZED INTEREST ACCOUNT		26.01	0.00	0.00	0.00
10 / 2 / 2019	2019A CAPITALIZED INTEREST ACCOUNT		26.59	0.00	0.00	0.00
10 / 2 / 2019	2019A CAPITALIZED INTEREST ACCOUNT		30.47	0.00	0.00	0.00
10 / 2 / 2019	2019A CAPITALIZED INTEREST ACCOUNT		28.73	0.00	0.00	0.00
10 / 2 / 2019	2019A CAPITALIZED INTEREST ACCOUNT		28.78	0.00	0.00	0.00
10 / 31 / 2019	2019A CAPITALIZED INTEREST ACCOUNT		0.00	(251,066.34)	(308,110.59)	(57,044.25)
11 / 4 / 2019	2019A CAPITALIZED INTEREST ACCOUNT		25.19	0.00	0.00	0.00
11 / 4 / 2019	2019A CAPITALIZED INTEREST ACCOUNT		24.19	0.00	0.00	0.00
11 / 4 / 2019	2019A CAPITALIZED INTEREST ACCOUNT		23.62	0.00	0.00	0.00
11 / 4 / 2019	2019A CAPITALIZED INTEREST ACCOUNT		25.40	0.00	0.00	0.00

PARKLAND PRESERVE COMMUNITY DEVELOPMENT DISTRICT (ST. JOHNS COUNTY, FLORIDA)
 \$11,485,000 SPECIAL ASSESSMENT REVENUE BONDS, SERIES 2019A
 \$3,200,000 SPECIAL ASSESSMENT REVENUE BONDS, SERIES 2019B

SCHEDULE 1 - REBATABLE ARBITRAGE CALCULATION

5 / 31 / 2019 ISSUE DATE
 5 / 31 / 2019 BEGINNING OF COMPUTATION PERIOD
 11 / 1 / 2023 COMPUTATION DATE

DATE	FUND/ACCOUNT	INVESTMENT VALUE AT COMPUTATION DATE	EARNINGS ON INVESTMENTS	OTHER DEPOSITS (WITHDRAWALS)	FUTURE VALUE AT BOND YIELD 5.1846%	ALLOWABLE EARNINGS
11 / 4 / 2019	2019A CAPITALIZED INTEREST ACCOUNT		25.33	0.00	0.00	0.00
11 / 4 / 2019	2019A CAPITALIZED INTEREST ACCOUNT		25.30	0.00	0.00	0.00
11 / 4 / 2019	2019A CAPITALIZED INTEREST ACCOUNT		24.04	0.00	0.00	0.00
11 / 4 / 2019	2019A CAPITALIZED INTEREST ACCOUNT		24.69	0.00	0.00	0.00
11 / 4 / 2019	2019A CAPITALIZED INTEREST ACCOUNT		98.36	0.00	0.00	0.00
11 / 4 / 2019	2019A CAPITALIZED INTEREST ACCOUNT		24.30	0.00	0.00	0.00
11 / 4 / 2019	2019A CAPITALIZED INTEREST ACCOUNT		25.59	0.00	0.00	0.00
11 / 4 / 2019	2019A CAPITALIZED INTEREST ACCOUNT		23.57	0.00	0.00	0.00
11 / 4 / 2019	2019A CAPITALIZED INTEREST ACCOUNT		24.70	0.00	0.00	0.00
11 / 4 / 2019	2019A CAPITALIZED INTEREST ACCOUNT		75.55	0.00	0.00	0.00
11 / 4 / 2019	2019A CAPITALIZED INTEREST ACCOUNT		71.65	0.00	0.00	0.00
11 / 4 / 2019	2019A CAPITALIZED INTEREST ACCOUNT		12.62	0.00	0.00	0.00
11 / 4 / 2019	2019A CAPITALIZED INTEREST ACCOUNT		74.12	0.00	0.00	0.00
11 / 4 / 2019	2019A CAPITALIZED INTEREST ACCOUNT		25.12	0.00	0.00	0.00
11 / 4 / 2019	2019A CAPITALIZED INTEREST ACCOUNT		24.65	0.00	0.00	0.00
11 / 4 / 2019	2019A CAPITALIZED INTEREST ACCOUNT		23.78	0.00	0.00	0.00
11 / 4 / 2019	2019A CAPITALIZED INTEREST ACCOUNT		24.09	0.00	0.00	0.00
11 / 4 / 2019	2019A CAPITALIZED INTEREST ACCOUNT		25.64	0.00	0.00	0.00
12 / 3 / 2019	2019A CAPITALIZED INTEREST ACCOUNT		11.83	0.00	0.00	0.00
12 / 3 / 2019	2019A CAPITALIZED INTEREST ACCOUNT		36.27	0.00	0.00	0.00
12 / 3 / 2019	2019A CAPITALIZED INTEREST ACCOUNT		23.46	0.00	0.00	0.00
12 / 3 / 2019	2019A CAPITALIZED INTEREST ACCOUNT		11.95	0.00	0.00	0.00
12 / 3 / 2019	2019A CAPITALIZED INTEREST ACCOUNT		11.86	0.00	0.00	0.00
12 / 3 / 2019	2019A CAPITALIZED INTEREST ACCOUNT		11.81	0.00	0.00	0.00
12 / 3 / 2019	2019A CAPITALIZED INTEREST ACCOUNT		11.89	0.00	0.00	0.00
12 / 3 / 2019	2019A CAPITALIZED INTEREST ACCOUNT		35.70	0.00	0.00	0.00
12 / 3 / 2019	2019A CAPITALIZED INTEREST ACCOUNT		35.41	0.00	0.00	0.00
12 / 3 / 2019	2019A CAPITALIZED INTEREST ACCOUNT		11.80	0.00	0.00	0.00
12 / 3 / 2019	2019A CAPITALIZED INTEREST ACCOUNT		24.00	0.00	0.00	0.00
12 / 3 / 2019	2019A CAPITALIZED INTEREST ACCOUNT		11.78	0.00	0.00	0.00
12 / 3 / 2019	2019A CAPITALIZED INTEREST ACCOUNT		11.76	0.00	0.00	0.00
12 / 3 / 2019	2019A CAPITALIZED INTEREST ACCOUNT		11.82	0.00	0.00	0.00
12 / 3 / 2019	2019A CAPITALIZED INTEREST ACCOUNT		11.74	0.00	0.00	0.00
12 / 3 / 2019	2019A CAPITALIZED INTEREST ACCOUNT		46.91	0.00	0.00	0.00
12 / 3 / 2019	2019A CAPITALIZED INTEREST ACCOUNT		11.80	0.00	0.00	0.00
12 / 3 / 2019	2019A CAPITALIZED INTEREST ACCOUNT		11.73	0.00	0.00	0.00

PARKLAND PRESERVE COMMUNITY DEVELOPMENT DISTRICT (ST. JOHNS COUNTY, FLORIDA)
 \$11,485,000 SPECIAL ASSESSMENT REVENUE BONDS, SERIES 2019A
 \$3,200,000 SPECIAL ASSESSMENT REVENUE BONDS, SERIES 2019B

SCHEDULE 1 - REBATABLE ARBITRAGE CALCULATION

5 / 31 / 2019 ISSUE DATE
 5 / 31 / 2019 BEGINNING OF COMPUTATION PERIOD
 11 / 1 / 2023 COMPUTATION DATE

DATE	FUND/ACCOUNT	INVESTMENT VALUE AT COMPUTATION DATE	EARNINGS ON INVESTMENTS	OTHER DEPOSITS (WITHDRAWALS)	FUTURE VALUE AT BOND YIELD 5.1846%	ALLOWABLE EARNINGS
12 / 3 / 2019	2019A CAPITALIZED INTEREST ACCOUNT		11.74	0.00	0.00	0.00
1 / 3 / 2020	2019A CAPITALIZED INTEREST ACCOUNT		11.61	0.00	0.00	0.00
1 / 3 / 2020	2019A CAPITALIZED INTEREST ACCOUNT		34.25	0.00	0.00	0.00
1 / 3 / 2020	2019A CAPITALIZED INTEREST ACCOUNT		34.40	0.00	0.00	0.00
1 / 3 / 2020	2019A CAPITALIZED INTEREST ACCOUNT		22.90	0.00	0.00	0.00
1 / 3 / 2020	2019A CAPITALIZED INTEREST ACCOUNT		11.95	0.00	0.00	0.00
1 / 3 / 2020	2019A CAPITALIZED INTEREST ACCOUNT		11.44	0.00	0.00	0.00
1 / 3 / 2020	2019A CAPITALIZED INTEREST ACCOUNT		12.00	0.00	0.00	0.00
1 / 3 / 2020	2019A CAPITALIZED INTEREST ACCOUNT		11.49	0.00	0.00	0.00
1 / 3 / 2020	2019A CAPITALIZED INTEREST ACCOUNT		11.67	0.00	0.00	0.00
1 / 3 / 2020	2019A CAPITALIZED INTEREST ACCOUNT		11.54	0.00	0.00	0.00
1 / 3 / 2020	2019A CAPITALIZED INTEREST ACCOUNT		11.55	0.00	0.00	0.00
1 / 3 / 2020	2019A CAPITALIZED INTEREST ACCOUNT		34.89	0.00	0.00	0.00
1 / 3 / 2020	2019A CAPITALIZED INTEREST ACCOUNT		11.65	0.00	0.00	0.00
1 / 3 / 2020	2019A CAPITALIZED INTEREST ACCOUNT		11.54	0.00	0.00	0.00
1 / 3 / 2020	2019A CAPITALIZED INTEREST ACCOUNT		11.50	0.00	0.00	0.00
1 / 3 / 2020	2019A CAPITALIZED INTEREST ACCOUNT		11.66	0.00	0.00	0.00
1 / 3 / 2020	2019A CAPITALIZED INTEREST ACCOUNT		11.43	0.00	0.00	0.00
1 / 3 / 2020	2019A CAPITALIZED INTEREST ACCOUNT		11.48	0.00	0.00	0.00
1 / 3 / 2020	2019A CAPITALIZED INTEREST ACCOUNT		11.53	0.00	0.00	0.00
1 / 3 / 2020	2019A CAPITALIZED INTEREST ACCOUNT		11.74	0.00	0.00	0.00
1 / 3 / 2020	2019A CAPITALIZED INTEREST ACCOUNT		34.61	0.00	0.00	0.00
2 / 4 / 2020	2019A CAPITALIZED INTEREST ACCOUNT		11.40	0.00	0.00	0.00
2 / 4 / 2020	2019A CAPITALIZED INTEREST ACCOUNT		11.31	0.00	0.00	0.00
2 / 4 / 2020	2019A CAPITALIZED INTEREST ACCOUNT		34.10	0.00	0.00	0.00
2 / 4 / 2020	2019A CAPITALIZED INTEREST ACCOUNT		11.38	0.00	0.00	0.00
2 / 4 / 2020	2019A CAPITALIZED INTEREST ACCOUNT		11.29	0.00	0.00	0.00
2 / 4 / 2020	2019A CAPITALIZED INTEREST ACCOUNT		11.31	0.00	0.00	0.00
2 / 4 / 2020	2019A CAPITALIZED INTEREST ACCOUNT		33.96	0.00	0.00	0.00
2 / 4 / 2020	2019A CAPITALIZED INTEREST ACCOUNT		11.30	0.00	0.00	0.00
2 / 4 / 2020	2019A CAPITALIZED INTEREST ACCOUNT		33.88	0.00	0.00	0.00
2 / 4 / 2020	2019A CAPITALIZED INTEREST ACCOUNT		11.35	0.00	0.00	0.00
2 / 4 / 2020	2019A CAPITALIZED INTEREST ACCOUNT		11.21	0.00	0.00	0.00
2 / 4 / 2020	2019A CAPITALIZED INTEREST ACCOUNT		11.36	0.00	0.00	0.00
2 / 4 / 2020	2019A CAPITALIZED INTEREST ACCOUNT		11.30	0.00	0.00	0.00
2 / 4 / 2020	2019A CAPITALIZED INTEREST ACCOUNT		11.33	0.00	0.00	0.00

PARKLAND PRESERVE COMMUNITY DEVELOPMENT DISTRICT (ST. JOHNS COUNTY, FLORIDA)

\$11,485,000 SPECIAL ASSESSMENT REVENUE BONDS, SERIES 2019A

\$3,200,000 SPECIAL ASSESSMENT REVENUE BONDS, SERIES 2019B

SCHEDULE 1 - REBATABLE ARBITRAGE CALCULATION

5 / 31 / 2019 ISSUE DATE
 5 / 31 / 2019 BEGINNING OF COMPUTATION PERIOD
 11 / 1 / 2023 COMPUTATION DATE

DATE	FUND/ACCOUNT	INVESTMENT VALUE AT COMPUTATION DATE	EARNINGS ON INVESTMENTS	OTHER DEPOSITS (WITHDRAWALS)	FUTURE VALUE AT BOND YIELD 5.1846%	ALLOWABLE EARNINGS
2 / 4 / 2020	2019A CAPITALIZED INTEREST ACCOUNT		11.33	0.00	0.00	0.00
2 / 4 / 2020	2019A CAPITALIZED INTEREST ACCOUNT		11.28	0.00	0.00	0.00
2 / 4 / 2020	2019A CAPITALIZED INTEREST ACCOUNT		11.28	0.00	0.00	0.00
2 / 4 / 2020	2019A CAPITALIZED INTEREST ACCOUNT		11.33	0.00	0.00	0.00
2 / 4 / 2020	2019A CAPITALIZED INTEREST ACCOUNT		45.21	0.00	0.00	0.00
2 / 4 / 2020	2019A CAPITALIZED INTEREST ACCOUNT		11.36	0.00	0.00	0.00
2 / 4 / 2020	2019A CAPITALIZED INTEREST ACCOUNT		11.50	0.00	0.00	0.00
2 / 4 / 2020	2019A CAPITALIZED INTEREST ACCOUNT		11.29	0.00	0.00	0.00
2 / 4 / 2020	2019A CAPITALIZED INTEREST ACCOUNT		11.34	0.00	0.00	0.00
3 / 3 / 2020	2019A CAPITALIZED INTEREST ACCOUNT		33.96	0.00	0.00	0.00
3 / 3 / 2020	2019A CAPITALIZED INTEREST ACCOUNT		11.32	0.00	0.00	0.00
3 / 3 / 2020	2019A CAPITALIZED INTEREST ACCOUNT		45.42	0.00	0.00	0.00
3 / 3 / 2020	2019A CAPITALIZED INTEREST ACCOUNT		22.80	0.00	0.00	0.00
3 / 3 / 2020	2019A CAPITALIZED INTEREST ACCOUNT		34.08	0.00	0.00	0.00
3 / 3 / 2020	2019A CAPITALIZED INTEREST ACCOUNT		11.41	0.00	0.00	0.00
3 / 3 / 2020	2019A CAPITALIZED INTEREST ACCOUNT		11.31	0.00	0.00	0.00
3 / 3 / 2020	2019A CAPITALIZED INTEREST ACCOUNT		11.34	0.00	0.00	0.00
3 / 3 / 2020	2019A CAPITALIZED INTEREST ACCOUNT		11.29	0.00	0.00	0.00
3 / 3 / 2020	2019A CAPITALIZED INTEREST ACCOUNT		11.40	0.00	0.00	0.00
3 / 3 / 2020	2019A CAPITALIZED INTEREST ACCOUNT		11.44	0.00	0.00	0.00
3 / 3 / 2020	2019A CAPITALIZED INTEREST ACCOUNT		11.37	0.00	0.00	0.00
3 / 3 / 2020	2019A CAPITALIZED INTEREST ACCOUNT		11.31	0.00	0.00	0.00
3 / 3 / 2020	2019A CAPITALIZED INTEREST ACCOUNT		11.30	0.00	0.00	0.00
3 / 3 / 2020	2019A CAPITALIZED INTEREST ACCOUNT		11.37	0.00	0.00	0.00
3 / 3 / 2020	2019A CAPITALIZED INTEREST ACCOUNT		11.37	0.00	0.00	0.00
3 / 3 / 2020	2019A CAPITALIZED INTEREST ACCOUNT		11.34	0.00	0.00	0.00
3 / 3 / 2020	2019A CAPITALIZED INTEREST ACCOUNT		11.32	0.00	0.00	0.00
3 / 3 / 2020	2019A CAPITALIZED INTEREST ACCOUNT		22.14	0.00	0.00	0.00
3 / 3 / 2020	2019A CAPITALIZED INTEREST ACCOUNT		11.38	0.00	0.00	0.00
4 / 2 / 2020	2019A CAPITALIZED INTEREST ACCOUNT		11.19	0.00	0.00	0.00
4 / 2 / 2020	2019A CAPITALIZED INTEREST ACCOUNT		9.52	0.00	0.00	0.00
4 / 2 / 2020	2019A CAPITALIZED INTEREST ACCOUNT		26.74	0.00	0.00	0.00
4 / 2 / 2020	2019A CAPITALIZED INTEREST ACCOUNT		11.07	0.00	0.00	0.00
4 / 2 / 2020	2019A CAPITALIZED INTEREST ACCOUNT		3.93	0.00	0.00	0.00
4 / 2 / 2020	2019A CAPITALIZED INTEREST ACCOUNT		2.33	0.00	0.00	0.00
4 / 2 / 2020	2019A CAPITALIZED INTEREST ACCOUNT		11.19	0.00	0.00	0.00

PARKLAND PRESERVE COMMUNITY DEVELOPMENT DISTRICT (ST. JOHNS COUNTY, FLORIDA)
 \$11,485,000 SPECIAL ASSESSMENT REVENUE BONDS, SERIES 2019A
 \$3,200,000 SPECIAL ASSESSMENT REVENUE BONDS, SERIES 2019B

SCHEDULE 1 - REBATABLE ARBITRAGE CALCULATION

5 / 31 / 2019 ISSUE DATE
 5 / 31 / 2019 BEGINNING OF COMPUTATION PERIOD
 11 / 1 / 2023 COMPUTATION DATE

DATE	FUND/ACCOUNT	INVESTMENT VALUE AT COMPUTATION DATE	EARNINGS ON INVESTMENTS	OTHER DEPOSITS (WITHDRAWALS)	FUTURE VALUE AT BOND YIELD 5.1846%	ALLOWABLE EARNINGS
4 / 2 / 2020	2019A CAPITALIZED INTEREST ACCOUNT		2.21	0.00	0.00	0.00
4 / 2 / 2020	2019A CAPITALIZED INTEREST ACCOUNT		8.50	0.00	0.00	0.00
4 / 2 / 2020	2019A CAPITALIZED INTEREST ACCOUNT		5.23	0.00	0.00	0.00
4 / 2 / 2020	2019A CAPITALIZED INTEREST ACCOUNT		2.51	0.00	0.00	0.00
4 / 2 / 2020	2019A CAPITALIZED INTEREST ACCOUNT		3.11	0.00	0.00	0.00
4 / 2 / 2020	2019A CAPITALIZED INTEREST ACCOUNT		6.62	0.00	0.00	0.00
4 / 2 / 2020	2019A CAPITALIZED INTEREST ACCOUNT		24.38	0.00	0.00	0.00
4 / 2 / 2020	2019A CAPITALIZED INTEREST ACCOUNT		8.46	0.00	0.00	0.00
4 / 2 / 2020	2019A CAPITALIZED INTEREST ACCOUNT		2.86	0.00	0.00	0.00
4 / 2 / 2020	2019A CAPITALIZED INTEREST ACCOUNT		9.11	0.00	0.00	0.00
4 / 2 / 2020	2019A CAPITALIZED INTEREST ACCOUNT		2.05	0.00	0.00	0.00
4 / 2 / 2020	2019A CAPITALIZED INTEREST ACCOUNT		8.77	0.00	0.00	0.00
4 / 2 / 2020	2019A CAPITALIZED INTEREST ACCOUNT		3.25	0.00	0.00	0.00
4 / 2 / 2020	2019A CAPITALIZED INTEREST ACCOUNT		9.20	0.00	0.00	0.00
4 / 2 / 2020	2019A CAPITALIZED INTEREST ACCOUNT		2.00	0.00	0.00	0.00
4 / 2 / 2020	2019A CAPITALIZED INTEREST ACCOUNT		8.31	0.00	0.00	0.00
4 / 30 / 2020	2019A CAPITALIZED INTEREST ACCOUNT		0.00	(299,284.38)	(358,054.52)	(58,770.14)
5 / 4 / 2020	2019A CAPITALIZED INTEREST ACCOUNT		1.82	0.00	0.00	0.00
5 / 4 / 2020	2019A CAPITALIZED INTEREST ACCOUNT		1.01	0.00	0.00	0.00
5 / 4 / 2020	2019A CAPITALIZED INTEREST ACCOUNT		2.81	0.00	0.00	0.00
5 / 4 / 2020	2019A CAPITALIZED INTEREST ACCOUNT		1.85	0.00	0.00	0.00
5 / 4 / 2020	2019A CAPITALIZED INTEREST ACCOUNT		1.94	0.00	0.00	0.00
5 / 4 / 2020	2019A CAPITALIZED INTEREST ACCOUNT		6.69	0.00	0.00	0.00
5 / 4 / 2020	2019A CAPITALIZED INTEREST ACCOUNT		1.17	0.00	0.00	0.00
5 / 4 / 2020	2019A CAPITALIZED INTEREST ACCOUNT		0.89	0.00	0.00	0.00
5 / 4 / 2020	2019A CAPITALIZED INTEREST ACCOUNT		0.87	0.00	0.00	0.00
5 / 4 / 2020	2019A CAPITALIZED INTEREST ACCOUNT		1.77	0.00	0.00	0.00
5 / 4 / 2020	2019A CAPITALIZED INTEREST ACCOUNT		0.95	0.00	0.00	0.00
5 / 4 / 2020	2019A CAPITALIZED INTEREST ACCOUNT		1.92	0.00	0.00	0.00
5 / 4 / 2020	2019A CAPITALIZED INTEREST ACCOUNT		0.96	0.00	0.00	0.00
5 / 4 / 2020	2019A CAPITALIZED INTEREST ACCOUNT		3.70	0.00	0.00	0.00
5 / 4 / 2020	2019A CAPITALIZED INTEREST ACCOUNT		0.99	0.00	0.00	0.00
5 / 4 / 2020	2019A CAPITALIZED INTEREST ACCOUNT		0.98	0.00	0.00	0.00
5 / 4 / 2020	2019A CAPITALIZED INTEREST ACCOUNT		0.58	0.00	0.00	0.00
5 / 4 / 2020	2019A CAPITALIZED INTEREST ACCOUNT		0.85	0.00	0.00	0.00
5 / 4 / 2020	2019A CAPITALIZED INTEREST ACCOUNT		5.82	0.00	0.00	0.00

PARKLAND PRESERVE COMMUNITY DEVELOPMENT DISTRICT (ST. JOHNS COUNTY, FLORIDA)
 \$11,485,000 SPECIAL ASSESSMENT REVENUE BONDS, SERIES 2019A
 \$3,200,000 SPECIAL ASSESSMENT REVENUE BONDS, SERIES 2019B

SCHEDULE 1 - REBATABLE ARBITRAGE CALCULATION

5 / 31 / 2019 ISSUE DATE
 5 / 31 / 2019 BEGINNING OF COMPUTATION PERIOD
 11 / 1 / 2023 COMPUTATION DATE

DATE	FUND/ACCOUNT	INVESTMENT VALUE AT COMPUTATION DATE	EARNINGS ON INVESTMENTS	OTHER DEPOSITS (WITHDRAWALS)	FUTURE VALUE AT BOND YIELD 5.1846%	ALLOWABLE EARNINGS
5 / 4 / 2020	2019A CAPITALIZED INTEREST ACCOUNT		1.16	0.00	0.00	0.00
11 / 2 / 2020	2019A CAPITALIZED INTEREST ACCOUNT		0.00	(4,426.39)	(5,160.32)	(733.93)
		0.00	4,426.39	(4,426.39)	18,628.31	23,054.70
5 / 31 / 2019	INITIAL DEPOSIT		0.00	176,000.00	220,644.50	44,644.50
8 / 2 / 2019	2019B DEBT SERVICE RESERVE FUND		90.86	0.00	0.00	0.00
8 / 2 / 2019	2019B DEBT SERVICE RESERVE FUND		0.00	(90.86)	(112.92)	(22.06)
9 / 4 / 2019	2019B DEBT SERVICE RESERVE FUND		287.22	0.00	0.00	0.00
9 / 4 / 2019	2019B DEBT SERVICE RESERVE FUND		0.00	(287.22)	(355.35)	(68.13)
10 / 2 / 2019	2019B DEBT SERVICE RESERVE FUND		270.62	0.00	0.00	0.00
10 / 2 / 2019	2019B DEBT SERVICE RESERVE FUND		0.00	(270.62)	(333.48)	(62.86)
11 / 4 / 2019	2019B DEBT SERVICE RESERVE FUND		243.69	0.00	0.00	0.00
11 / 4 / 2019	2019B DEBT SERVICE RESERVE FUND		0.00	(243.69)	(298.93)	(55.24)
12 / 3 / 2019	2019B DEBT SERVICE RESERVE FUND		208.92	0.00	0.00	0.00
12 / 3 / 2019	2019B DEBT SERVICE RESERVE FUND		0.00	(208.92)	(255.22)	(46.30)
1 / 3 / 2020	2019B DEBT SERVICE RESERVE FUND		210.65	0.00	0.00	0.00
1 / 3 / 2020	2019B DEBT SERVICE RESERVE FUND		0.00	(210.65)	(256.24)	(45.59)
2 / 4 / 2020	2019B DEBT SERVICE RESERVE FUND		206.42	0.00	0.00	0.00
2 / 4 / 2020	2019B DEBT SERVICE RESERVE FUND		0.00	(206.42)	(249.99)	(43.57)
3 / 3 / 2020	2019B DEBT SERVICE RESERVE FUND		193.29	0.00	0.00	0.00
3 / 3 / 2020	2019B DEBT SERVICE RESERVE FUND		0.00	(193.29)	(233.13)	(39.84)
4 / 2 / 2020	2019B DEBT SERVICE RESERVE FUND		107.38	0.00	0.00	0.00
4 / 2 / 2020	2019B DEBT SERVICE RESERVE FUND		0.00	(107.38)	(128.98)	(21.60)
5 / 4 / 2020	2019B DEBT SERVICE RESERVE FUND		23.18	0.00	0.00	0.00
5 / 4 / 2020	2019B DEBT SERVICE RESERVE FUND		0.00	(23.18)	(27.72)	(4.54)
6 / 2 / 2020	2019B DEBT SERVICE RESERVE FUND		11.38	0.00	0.00	0.00
6 / 2 / 2020	2019B DEBT SERVICE RESERVE FUND		0.00	(11.38)	(13.55)	(2.17)
7 / 2 / 2020	2019B DEBT SERVICE RESERVE FUND		7.81	0.00	0.00	0.00
7 / 2 / 2020	2019B DEBT SERVICE RESERVE FUND		0.00	(7.81)	(9.26)	(1.45)
8 / 4 / 2020	2019B DEBT SERVICE RESERVE FUND		6.19	0.00	0.00	0.00
8 / 4 / 2020	2019B DEBT SERVICE RESERVE FUND		0.00	(6.19)	(7.31)	(1.12)
9 / 2 / 2020	2019B DEBT SERVICE RESERVE FUND		0.97	0.00	0.00	0.00
9 / 2 / 2020	2019B DEBT SERVICE RESERVE FUND		0.00	(0.97)	(1.14)	(0.17)
10 / 2 / 2020	2019B DEBT SERVICE RESERVE FUND		1.40	0.00	0.00	0.00
10 / 2 / 2020	2019B DEBT SERVICE RESERVE FUND		0.00	(1.40)	(1.64)	(0.24)
11 / 3 / 2020	2019B DEBT SERVICE RESERVE FUND		1.51	0.00	0.00	0.00
11 / 3 / 2020	2019B DEBT SERVICE RESERVE FUND		0.00	(1.51)	(1.76)	(0.25)

PARKLAND PRESERVE COMMUNITY DEVELOPMENT DISTRICT (ST. JOHNS COUNTY, FLORIDA)
 \$11,485,000 SPECIAL ASSESSMENT REVENUE BONDS, SERIES 2019A
 \$3,200,000 SPECIAL ASSESSMENT REVENUE BONDS, SERIES 2019B

SCHEDULE 1 - REBATABLE ARBITRAGE CALCULATION

5 / 31 / 2019 ISSUE DATE
 5 / 31 / 2019 BEGINNING OF COMPUTATION PERIOD
 11 / 1 / 2023 COMPUTATION DATE

DATE	FUND/ACCOUNT	INVESTMENT VALUE AT COMPUTATION DATE	EARNINGS ON INVESTMENTS	OTHER DEPOSITS (WITHDRAWALS)	FUTURE VALUE AT BOND YIELD 5.1846%	ALLOWABLE EARNINGS
12 / 2 / 2020	2019B DEBT SERVICE RESERVE FUND		2.09	0.00	0.00	0.00
12 / 2 / 2020	2019B DEBT SERVICE RESERVE FUND		0.00	(2.09)	(2.43)	(0.34)
1 / 5 / 2021	2019B DEBT SERVICE RESERVE FUND		1.62	0.00	0.00	0.00
1 / 5 / 2021	2019B DEBT SERVICE RESERVE FUND		0.00	(1.62)	(1.87)	(0.25)
2 / 2 / 2021	2019B DEBT SERVICE RESERVE FUND		0.93	0.00	0.00	0.00
2 / 2 / 2021	2019B DEBT SERVICE RESERVE FUND		0.00	(0.93)	(1.07)	(0.14)
3 / 2 / 2021	2019B DEBT SERVICE RESERVE FUND		0.84	0.00	0.00	0.00
3 / 2 / 2021	2019B DEBT SERVICE RESERVE FUND		0.00	(0.84)	(0.96)	(0.12)
4 / 5 / 2021	2019B DEBT SERVICE RESERVE FUND		0.93	0.00	0.00	0.00
4 / 5 / 2021	2019B DEBT SERVICE RESERVE FUND		0.00	(0.93)	(1.06)	(0.13)
5 / 4 / 2021	2019B DEBT SERVICE RESERVE FUND		0.90	0.00	0.00	0.00
5 / 4 / 2021	2019B DEBT SERVICE RESERVE FUND		0.00	(0.90)	(1.02)	(0.12)
6 / 2 / 2021	2019B DEBT SERVICE RESERVE FUND		0.93	0.00	0.00	0.00
6 / 2 / 2021	2019B DEBT SERVICE RESERVE FUND		0.00	(0.93)	(1.05)	(0.12)
7 / 2 / 2021	2019B DEBT SERVICE RESERVE FUND		0.90	0.00	0.00	0.00
7 / 2 / 2021	2019B DEBT SERVICE RESERVE FUND		0.00	(0.90)	(1.01)	(0.11)
8 / 3 / 2021	2019B DEBT SERVICE RESERVE FUND		0.93	0.00	0.00	0.00
8 / 3 / 2021	2019B DEBT SERVICE RESERVE FUND		0.00	(0.93)	(1.04)	(0.11)
9 / 2 / 2021	2019B DEBT SERVICE RESERVE FUND		0.93	0.00	0.00	0.00
9 / 2 / 2021	2019B DEBT SERVICE RESERVE FUND		0.00	(0.93)	(1.04)	(0.11)
10 / 4 / 2021	2019B DEBT SERVICE RESERVE FUND		0.90	0.00	0.00	0.00
10 / 4 / 2021	2019B DEBT SERVICE RESERVE FUND		0.00	(0.90)	(1.00)	(0.10)
11 / 2 / 2021	2019B DEBT SERVICE RESERVE FUND		0.93	0.00	0.00	0.00
11 / 2 / 2021	2019B DEBT SERVICE RESERVE FUND		0.00	(0.93)	(1.03)	(0.10)
12 / 2 / 2021	2019B DEBT SERVICE RESERVE FUND		0.90	0.00	0.00	0.00
12 / 2 / 2021	2019B DEBT SERVICE RESERVE FUND		0.00	(0.90)	(0.99)	(0.09)
1 / 4 / 2022	2019B DEBT SERVICE RESERVE FUND		0.93	0.00	0.00	0.00
1 / 4 / 2022	2019B DEBT SERVICE RESERVE FUND		0.00	(0.93)	(1.02)	(0.09)
2 / 2 / 2022	2019B DEBT SERVICE RESERVE FUND		0.93	0.00	0.00	0.00
2 / 2 / 2022	2019B DEBT SERVICE RESERVE FUND		0.00	(0.93)	(1.02)	(0.09)
3 / 2 / 2022	2019B DEBT SERVICE RESERVE FUND		0.84	0.00	0.00	0.00
3 / 2 / 2022	2019B DEBT SERVICE RESERVE FUND		0.00	(0.84)	(0.91)	(0.07)
4 / 4 / 2022	2019B DEBT SERVICE RESERVE FUND		6.63	0.00	0.00	0.00
4 / 4 / 2022	2019B DEBT SERVICE RESERVE FUND		0.00	(6.63)	(7.19)	(0.56)
5 / 3 / 2022	2019B DEBT SERVICE RESERVE FUND		22.88	0.00	0.00	0.00
5 / 3 / 2022	2019B DEBT SERVICE RESERVE FUND		0.00	(22.88)	(24.70)	(1.82)

PARKLAND PRESERVE COMMUNITY DEVELOPMENT DISTRICT (ST. JOHNS COUNTY, FLORIDA)
 \$11,485,000 SPECIAL ASSESSMENT REVENUE BONDS, SERIES 2019A
 \$3,200,000 SPECIAL ASSESSMENT REVENUE BONDS, SERIES 2019B

SCHEDULE 1 - REBATABLE ARBITRAGE CALCULATION

5 / 31 / 2019 ISSUE DATE
 5 / 31 / 2019 BEGINNING OF COMPUTATION PERIOD
 11 / 1 / 2023 COMPUTATION DATE

DATE	FUND/ACCOUNT	INVESTMENT VALUE AT COMPUTATION DATE	EARNINGS ON INVESTMENTS	OTHER DEPOSITS (WITHDRAWALS)	FUTURE VALUE AT BOND YIELD 5.1846%	ALLOWABLE EARNINGS
6 / 2 / 2022	2019B DEBT SERVICE RESERVE FUND		79.13	0.00	0.00	0.00
6 / 2 / 2022	2019B DEBT SERVICE RESERVE FUND		0.00	(79.13)	(85.07)	(5.94)
7 / 5 / 2022	2019B DEBT SERVICE RESERVE FUND		129.89	0.00	0.00	0.00
7 / 5 / 2022	2019B DEBT SERVICE RESERVE FUND		0.00	(129.89)	(138.99)	(9.10)
8 / 2 / 2022	2019B DEBT SERVICE RESERVE FUND		195.90	0.00	0.00	0.00
8 / 2 / 2022	2019B DEBT SERVICE RESERVE FUND		0.00	(195.90)	(208.81)	(12.91)
9 / 2 / 2022	2019B DEBT SERVICE RESERVE FUND		274.69	0.00	0.00	0.00
9 / 2 / 2022	2019B DEBT SERVICE RESERVE FUND		0.00	(274.69)	(291.55)	(16.86)
10 / 4 / 2022	2019B DEBT SERVICE RESERVE FUND		292.15	0.00	0.00	0.00
10 / 4 / 2022	2019B DEBT SERVICE RESERVE FUND		0.00	(292.15)	(308.68)	(16.53)
10 / 4 / 2022	2019B DEBT SERVICE RESERVE FUND		8.75	0.00	0.00	0.00
10 / 4 / 2022	2019B DEBT SERVICE RESERVE FUND		9.04	0.00	0.00	0.00
10 / 4 / 2022	2019B DEBT SERVICE RESERVE FUND		8.78	0.00	0.00	0.00
10 / 4 / 2022	2019B DEBT SERVICE RESERVE FUND		8.89	0.00	0.00	0.00
10 / 4 / 2022	2019B DEBT SERVICE RESERVE FUND		11.77	0.00	0.00	0.00
10 / 4 / 2022	2019B DEBT SERVICE RESERVE FUND		9.12	0.00	0.00	0.00
10 / 4 / 2022	2019B DEBT SERVICE RESERVE FUND		11.91	0.00	0.00	0.00
10 / 4 / 2022	2019B DEBT SERVICE RESERVE FUND		8.79	0.00	0.00	0.00
10 / 4 / 2022	2019B DEBT SERVICE RESERVE FUND		35.01	0.00	0.00	0.00
10 / 4 / 2022	2019B DEBT SERVICE RESERVE FUND		11.66	0.00	0.00	0.00
10 / 4 / 2022	2019B DEBT SERVICE RESERVE FUND		11.98	0.00	0.00	0.00
10 / 4 / 2022	2019B DEBT SERVICE RESERVE FUND		27.11	0.00	0.00	0.00
10 / 4 / 2022	2019B DEBT SERVICE RESERVE FUND		11.79	0.00	0.00	0.00
10 / 4 / 2022	2019B DEBT SERVICE RESERVE FUND		8.78	0.00	0.00	0.00
10 / 4 / 2022	2019B DEBT SERVICE RESERVE FUND		35.31	0.00	0.00	0.00
10 / 4 / 2022	2019B DEBT SERVICE RESERVE FUND		8.75	0.00	0.00	0.00
10 / 4 / 2022	2019B DEBT SERVICE RESERVE FUND		26.25	0.00	0.00	0.00
10 / 4 / 2022	2019B DEBT SERVICE RESERVE FUND		9.04	0.00	0.00	0.00
10 / 4 / 2022	2019B DEBT SERVICE RESERVE FUND		8.77	0.00	0.00	0.00
10 / 4 / 2022	2019B DEBT SERVICE RESERVE FUND		11.92	0.00	0.00	0.00
10 / 4 / 2022	2019B DEBT SERVICE RESERVE FUND		8.76	0.00	0.00	0.00
10 / 4 / 2022	2019B DEBT SERVICE RESERVE FUND		0.00	(292.15)	(308.68)	(16.53)
11 / 2 / 2022	2019B DEBT SERVICE RESERVE FUND		12.77	0.00	0.00	0.00
11 / 2 / 2022	2019B DEBT SERVICE RESERVE FUND		48.66	0.00	0.00	0.00
11 / 2 / 2022	2019B DEBT SERVICE RESERVE FUND		12.07	0.00	0.00	0.00
11 / 2 / 2022	2019B DEBT SERVICE RESERVE FUND		12.32	0.00	0.00	0.00

PARKLAND PRESERVE COMMUNITY DEVELOPMENT DISTRICT (ST. JOHNS COUNTY, FLORIDA)
 \$11,485,000 SPECIAL ASSESSMENT REVENUE BONDS, SERIES 2019A
 \$3,200,000 SPECIAL ASSESSMENT REVENUE BONDS, SERIES 2019B

SCHEDULE 1 - REBATABLE ARBITRAGE CALCULATION

5 / 31 / 2019 ISSUE DATE
 5 / 31 / 2019 BEGINNING OF COMPUTATION PERIOD
 11 / 1 / 2023 COMPUTATION DATE

DATE	FUND/ACCOUNT	INVESTMENT VALUE AT COMPUTATION DATE	EARNINGS ON INVESTMENTS	OTHER DEPOSITS (WITHDRAWALS)	FUTURE VALUE AT BOND YIELD 5.1846%	ALLOWABLE EARNINGS
11 / 2 / 2022	2019B DEBT SERVICE RESERVE FUND		12.17	0.00	0.00	0.00
11 / 2 / 2022	2019B DEBT SERVICE RESERVE FUND		38.22	0.00	0.00	0.00
11 / 2 / 2022	2019B DEBT SERVICE RESERVE FUND		37.59	0.00	0.00	0.00
11 / 2 / 2022	2019B DEBT SERVICE RESERVE FUND		12.33	0.00	0.00	0.00
11 / 2 / 2022	2019B DEBT SERVICE RESERVE FUND		12.17	0.00	0.00	0.00
11 / 2 / 2022	2019B DEBT SERVICE RESERVE FUND		12.07	0.00	0.00	0.00
11 / 2 / 2022	2019B DEBT SERVICE RESERVE FUND		36.53	0.00	0.00	0.00
11 / 2 / 2022	2019B DEBT SERVICE RESERVE FUND		12.19	0.00	0.00	0.00
11 / 2 / 2022	2019B DEBT SERVICE RESERVE FUND		23.96	0.00	0.00	0.00
11 / 2 / 2022	2019B DEBT SERVICE RESERVE FUND		13.02	0.00	0.00	0.00
11 / 2 / 2022	2019B DEBT SERVICE RESERVE FUND		12.52	0.00	0.00	0.00
11 / 2 / 2022	2019B DEBT SERVICE RESERVE FUND		12.17	0.00	0.00	0.00
11 / 2 / 2022	2019B DEBT SERVICE RESERVE FUND		12.02	0.00	0.00	0.00
11 / 2 / 2022	2019B DEBT SERVICE RESERVE FUND		12.17	0.00	0.00	0.00
11 / 2 / 2022	2019B DEBT SERVICE RESERVE FUND		12.55	0.00	0.00	0.00
11 / 2 / 2022	2019B DEBT SERVICE RESERVE FUND		12.66	0.00	0.00	0.00
11 / 2 / 2022	2019B DEBT SERVICE RESERVE FUND		12.64	0.00	0.00	0.00
11 / 2 / 2022	2019B DEBT SERVICE RESERVE FUND		0.00	(382.80)	(402.85)	(20.05)
12 / 2 / 2022	2019B DEBT SERVICE RESERVE FUND		13.03	0.00	0.00	0.00
12 / 2 / 2022	2019B DEBT SERVICE RESERVE FUND		16.53	0.00	0.00	0.00
12 / 2 / 2022	2019B DEBT SERVICE RESERVE FUND		16.83	0.00	0.00	0.00
12 / 2 / 2022	2019B DEBT SERVICE RESERVE FUND		16.20	0.00	0.00	0.00
12 / 2 / 2022	2019B DEBT SERVICE RESERVE FUND		15.91	0.00	0.00	0.00
12 / 2 / 2022	2019B DEBT SERVICE RESERVE FUND		15.94	0.00	0.00	0.00
12 / 2 / 2022	2019B DEBT SERVICE RESERVE FUND		17.21	0.00	0.00	0.00
12 / 2 / 2022	2019B DEBT SERVICE RESERVE FUND		16.88	0.00	0.00	0.00
12 / 2 / 2022	2019B DEBT SERVICE RESERVE FUND		17.08	0.00	0.00	0.00
12 / 2 / 2022	2019B DEBT SERVICE RESERVE FUND		16.83	0.00	0.00	0.00
12 / 2 / 2022	2019B DEBT SERVICE RESERVE FUND		50.52	0.00	0.00	0.00
12 / 2 / 2022	2019B DEBT SERVICE RESERVE FUND		15.94	0.00	0.00	0.00
12 / 2 / 2022	2019B DEBT SERVICE RESERVE FUND		13.10	0.00	0.00	0.00
12 / 2 / 2022	2019B DEBT SERVICE RESERVE FUND		33.77	0.00	0.00	0.00
12 / 2 / 2022	2019B DEBT SERVICE RESERVE FUND		15.85	0.00	0.00	0.00
12 / 2 / 2022	2019B DEBT SERVICE RESERVE FUND		16.53	0.00	0.00	0.00
12 / 2 / 2022	2019B DEBT SERVICE RESERVE FUND		17.12	0.00	0.00	0.00
12 / 2 / 2022	2019B DEBT SERVICE RESERVE FUND		64.64	0.00	0.00	0.00

PARKLAND PRESERVE COMMUNITY DEVELOPMENT DISTRICT (ST. JOHNS COUNTY, FLORIDA)
 \$11,485,000 SPECIAL ASSESSMENT REVENUE BONDS, SERIES 2019A
 \$3,200,000 SPECIAL ASSESSMENT REVENUE BONDS, SERIES 2019B

SCHEDULE 1 - REBATABLE ARBITRAGE CALCULATION

5 / 31 / 2019 ISSUE DATE
 5 / 31 / 2019 BEGINNING OF COMPUTATION PERIOD
 11 / 1 / 2023 COMPUTATION DATE

DATE	FUND/ACCOUNT	INVESTMENT VALUE AT COMPUTATION DATE	EARNINGS ON INVESTMENTS	OTHER DEPOSITS (WITHDRAWALS)	FUTURE VALUE AT BOND YIELD 5.1846%	ALLOWABLE EARNINGS
12 / 2 / 2022	2019B DEBT SERVICE RESERVE FUND		47.65	0.00	0.00	0.00
12 / 2 / 2022	2019B DEBT SERVICE RESERVE FUND		51.21	0.00	0.00	0.00
12 / 2 / 2022	2019B DEBT SERVICE RESERVE FUND		0.00	(488.77)	(512.18)	(23.41)
1 / 4 / 2023	2019B DEBT SERVICE RESERVE FUND		17.16	0.00	0.00	0.00
1 / 4 / 2023	2019B DEBT SERVICE RESERVE FUND		78.35	0.00	0.00	0.00
1 / 4 / 2023	2019B DEBT SERVICE RESERVE FUND		19.65	0.00	0.00	0.00
1 / 4 / 2023	2019B DEBT SERVICE RESERVE FUND		51.49	0.00	0.00	0.00
1 / 4 / 2023	2019B DEBT SERVICE RESERVE FUND		58.66	0.00	0.00	0.00
1 / 4 / 2023	2019B DEBT SERVICE RESERVE FUND		19.57	0.00	0.00	0.00
1 / 4 / 2023	2019B DEBT SERVICE RESERVE FUND		51.48	0.00	0.00	0.00
1 / 4 / 2023	2019B DEBT SERVICE RESERVE FUND		19.64	0.00	0.00	0.00
1 / 4 / 2023	2019B DEBT SERVICE RESERVE FUND		17.17	0.00	0.00	0.00
1 / 4 / 2023	2019B DEBT SERVICE RESERVE FUND		19.56	0.00	0.00	0.00
1 / 4 / 2023	2019B DEBT SERVICE RESERVE FUND		17.17	0.00	0.00	0.00
1 / 4 / 2023	2019B DEBT SERVICE RESERVE FUND		19.57	0.00	0.00	0.00
1 / 4 / 2023	2019B DEBT SERVICE RESERVE FUND		17.15	0.00	0.00	0.00
1 / 4 / 2023	2019B DEBT SERVICE RESERVE FUND		17.16	0.00	0.00	0.00
1 / 4 / 2023	2019B DEBT SERVICE RESERVE FUND		19.63	0.00	0.00	0.00
1 / 4 / 2023	2019B DEBT SERVICE RESERVE FUND		19.54	0.00	0.00	0.00
1 / 4 / 2023	2019B DEBT SERVICE RESERVE FUND		17.17	0.00	0.00	0.00
1 / 4 / 2023	2019B DEBT SERVICE RESERVE FUND		19.65	0.00	0.00	0.00
1 / 4 / 2023	2019B DEBT SERVICE RESERVE FUND		19.58	0.00	0.00	0.00
1 / 4 / 2023	2019B DEBT SERVICE RESERVE FUND		17.16	0.00	0.00	0.00
1 / 4 / 2023	2019B DEBT SERVICE RESERVE FUND		19.60	0.00	0.00	0.00
1 / 4 / 2023	2019B DEBT SERVICE RESERVE FUND		17.16	0.00	0.00	0.00
1 / 4 / 2023	2019B DEBT SERVICE RESERVE FUND		0.00	(573.27)	(598.00)	(24.73)
2 / 2 / 2023	2019B DEBT SERVICE RESERVE FUND		78.79	0.00	0.00	0.00
2 / 2 / 2023	2019B DEBT SERVICE RESERVE FUND		19.74	0.00	0.00	0.00
2 / 2 / 2023	2019B DEBT SERVICE RESERVE FUND		19.71	0.00	0.00	0.00
2 / 2 / 2023	2019B DEBT SERVICE RESERVE FUND		19.63	0.00	0.00	0.00
2 / 2 / 2023	2019B DEBT SERVICE RESERVE FUND		19.65	0.00	0.00	0.00
2 / 2 / 2023	2019B DEBT SERVICE RESERVE FUND		19.72	0.00	0.00	0.00
2 / 2 / 2023	2019B DEBT SERVICE RESERVE FUND		19.75	0.00	0.00	0.00
2 / 2 / 2023	2019B DEBT SERVICE RESERVE FUND		19.63	0.00	0.00	0.00
2 / 2 / 2023	2019B DEBT SERVICE RESERVE FUND		19.70	0.00	0.00	0.00
2 / 2 / 2023	2019B DEBT SERVICE RESERVE FUND		19.72	0.00	0.00	0.00

PARKLAND PRESERVE COMMUNITY DEVELOPMENT DISTRICT (ST. JOHNS COUNTY, FLORIDA)
 \$11,485,000 SPECIAL ASSESSMENT REVENUE BONDS, SERIES 2019A
 \$3,200,000 SPECIAL ASSESSMENT REVENUE BONDS, SERIES 2019B

SCHEDULE 1 - REBATABLE ARBITRAGE CALCULATION

5 / 31 / 2019 ISSUE DATE
 5 / 31 / 2019 BEGINNING OF COMPUTATION PERIOD
 11 / 1 / 2023 COMPUTATION DATE

DATE	FUND/ACCOUNT	INVESTMENT VALUE AT COMPUTATION DATE	EARNINGS ON INVESTMENTS	OTHER DEPOSITS (WITHDRAWALS)	FUTURE VALUE AT BOND YIELD 5.1846%	ALLOWABLE EARNINGS
2 / 2 / 2023	2019B DEBT SERVICE RESERVE FUND		19.73	0.00	0.00	0.00
2 / 2 / 2023	2019B DEBT SERVICE RESERVE FUND		19.60	0.00	0.00	0.00
2 / 2 / 2023	2019B DEBT SERVICE RESERVE FUND		59.16	0.00	0.00	0.00
2 / 2 / 2023	2019B DEBT SERVICE RESERVE FUND		58.91	0.00	0.00	0.00
2 / 2 / 2023	2019B DEBT SERVICE RESERVE FUND		19.80	0.00	0.00	0.00
2 / 2 / 2023	2019B DEBT SERVICE RESERVE FUND		19.74	0.00	0.00	0.00
2 / 2 / 2023	2019B DEBT SERVICE RESERVE FUND		19.64	0.00	0.00	0.00
2 / 2 / 2023	2019B DEBT SERVICE RESERVE FUND		19.71	0.00	0.00	0.00
2 / 2 / 2023	2019B DEBT SERVICE RESERVE FUND		19.71	0.00	0.00	0.00
2 / 2 / 2023	2019B DEBT SERVICE RESERVE FUND		19.65	0.00	0.00	0.00
2 / 2 / 2023	2019B DEBT SERVICE RESERVE FUND		19.72	0.00	0.00	0.00
2 / 2 / 2023	2019B DEBT SERVICE RESERVE FUND		59.23	0.00	0.00	0.00
2 / 2 / 2023	2019B DEBT SERVICE RESERVE FUND		0.00	(610.64)	(634.45)	(23.81)
3 / 2 / 2023	2019B DEBT SERVICE RESERVE FUND		62.81	0.00	0.00	0.00
3 / 2 / 2023	2019B DEBT SERVICE RESERVE FUND		62.30	0.00	0.00	0.00
3 / 2 / 2023	2019B DEBT SERVICE RESERVE FUND		20.91	0.00	0.00	0.00
3 / 2 / 2023	2019B DEBT SERVICE RESERVE FUND		62.48	0.00	0.00	0.00
3 / 2 / 2023	2019B DEBT SERVICE RESERVE FUND		20.94	0.00	0.00	0.00
3 / 2 / 2023	2019B DEBT SERVICE RESERVE FUND		20.84	0.00	0.00	0.00
3 / 2 / 2023	2019B DEBT SERVICE RESERVE FUND		20.67	0.00	0.00	0.00
3 / 2 / 2023	2019B DEBT SERVICE RESERVE FUND		20.86	0.00	0.00	0.00
3 / 2 / 2023	2019B DEBT SERVICE RESERVE FUND		20.84	0.00	0.00	0.00
3 / 2 / 2023	2019B DEBT SERVICE RESERVE FUND		20.93	0.00	0.00	0.00
3 / 2 / 2023	2019B DEBT SERVICE RESERVE FUND		19.72	0.00	0.00	0.00
3 / 2 / 2023	2019B DEBT SERVICE RESERVE FUND		20.83	0.00	0.00	0.00
3 / 2 / 2023	2019B DEBT SERVICE RESERVE FUND		83.65	0.00	0.00	0.00
3 / 2 / 2023	2019B DEBT SERVICE RESERVE FUND		20.91	0.00	0.00	0.00
3 / 2 / 2023	2019B DEBT SERVICE RESERVE FUND		20.90	0.00	0.00	0.00
3 / 2 / 2023	2019B DEBT SERVICE RESERVE FUND		21.04	0.00	0.00	0.00
3 / 2 / 2023	2019B DEBT SERVICE RESERVE FUND		20.83	0.00	0.00	0.00
3 / 2 / 2023	2019B DEBT SERVICE RESERVE FUND		20.83	0.00	0.00	0.00
3 / 2 / 2023	2019B DEBT SERVICE RESERVE FUND		20.92	0.00	0.00	0.00
3 / 2 / 2023	2019B DEBT SERVICE RESERVE FUND		0.00	(583.21)	(603.37)	(20.16)
4 / 4 / 2023	2019B DEBT SERVICE RESERVE FUND		21.99	0.00	0.00	0.00
4 / 4 / 2023	2019B DEBT SERVICE RESERVE FUND		21.00	0.00	0.00	0.00
4 / 4 / 2023	2019B DEBT SERVICE RESERVE FUND		21.02	0.00	0.00	0.00

PARKLAND PRESERVE COMMUNITY DEVELOPMENT DISTRICT (ST. JOHNS COUNTY, FLORIDA)
 \$11,485,000 SPECIAL ASSESSMENT REVENUE BONDS, SERIES 2019A
 \$3,200,000 SPECIAL ASSESSMENT REVENUE BONDS, SERIES 2019B

SCHEDULE 1 - REBATABLE ARBITRAGE CALCULATION

5 / 31 / 2019 ISSUE DATE
 5 / 31 / 2019 BEGINNING OF COMPUTATION PERIOD
 11 / 1 / 2023 COMPUTATION DATE

DATE	FUND/ACCOUNT	INVESTMENT VALUE AT COMPUTATION DATE	EARNINGS ON INVESTMENTS	OTHER DEPOSITS (WITHDRAWALS)	FUTURE VALUE AT BOND YIELD 5.1846%	ALLOWABLE EARNINGS
4 / 4 / 2023	2019B DEBT SERVICE RESERVE FUND		20.97	0.00	0.00	0.00
4 / 4 / 2023	2019B DEBT SERVICE RESERVE FUND		22.22	0.00	0.00	0.00
4 / 4 / 2023	2019B DEBT SERVICE RESERVE FUND		20.97	0.00	0.00	0.00
4 / 4 / 2023	2019B DEBT SERVICE RESERVE FUND		22.21	0.00	0.00	0.00
4 / 4 / 2023	2019B DEBT SERVICE RESERVE FUND		20.98	0.00	0.00	0.00
4 / 4 / 2023	2019B DEBT SERVICE RESERVE FUND		20.86	0.00	0.00	0.00
4 / 4 / 2023	2019B DEBT SERVICE RESERVE FUND		66.08	0.00	0.00	0.00
4 / 4 / 2023	2019B DEBT SERVICE RESERVE FUND		20.98	0.00	0.00	0.00
4 / 4 / 2023	2019B DEBT SERVICE RESERVE FUND		20.96	0.00	0.00	0.00
4 / 4 / 2023	2019B DEBT SERVICE RESERVE FUND		62.93	0.00	0.00	0.00
4 / 4 / 2023	2019B DEBT SERVICE RESERVE FUND		20.98	0.00	0.00	0.00
4 / 4 / 2023	2019B DEBT SERVICE RESERVE FUND		20.97	0.00	0.00	0.00
4 / 4 / 2023	2019B DEBT SERVICE RESERVE FUND		22.18	0.00	0.00	0.00
4 / 4 / 2023	2019B DEBT SERVICE RESERVE FUND		63.00	0.00	0.00	0.00
4 / 4 / 2023	2019B DEBT SERVICE RESERVE FUND		22.21	0.00	0.00	0.00
4 / 4 / 2023	2019B DEBT SERVICE RESERVE FUND		62.90	0.00	0.00	0.00
4 / 4 / 2023	2019B DEBT SERVICE RESERVE FUND		21.01	0.00	0.00	0.00
4 / 4 / 2023	2019B DEBT SERVICE RESERVE FUND		22.20	0.00	0.00	0.00
4 / 4 / 2023	2019B DEBT SERVICE RESERVE FUND		20.97	0.00	0.00	0.00
4 / 4 / 2023	2019B DEBT SERVICE RESERVE FUND		21.00	0.00	0.00	0.00
4 / 4 / 2023	2019B DEBT SERVICE RESERVE FUND		0.00	(660.59)	(680.32)	(19.73)
4 / 11 / 2023	2019B DEBT SERVICE RESERVE FUND		0.00	(172,220.12)	(177,187.72)	(4,967.60)
5 / 2 / 2023	2019B DEBT SERVICE RESERVE FUND		0.48	0.00	0.00	0.00
5 / 2 / 2023	2019B DEBT SERVICE RESERVE FUND		0.48	0.00	0.00	0.00
5 / 2 / 2023	2019B DEBT SERVICE RESERVE FUND		0.48	0.00	0.00	0.00
5 / 2 / 2023	2019B DEBT SERVICE RESERVE FUND		0.48	0.00	0.00	0.00
5 / 2 / 2023	2019B DEBT SERVICE RESERVE FUND		1.44	0.00	0.00	0.00
5 / 2 / 2023	2019B DEBT SERVICE RESERVE FUND		1.44	0.00	0.00	0.00
5 / 2 / 2023	2019B DEBT SERVICE RESERVE FUND		22.05	0.00	0.00	0.00
5 / 2 / 2023	2019B DEBT SERVICE RESERVE FUND		22.21	0.00	0.00	0.00
5 / 2 / 2023	2019B DEBT SERVICE RESERVE FUND		1.43	0.00	0.00	0.00
5 / 2 / 2023	2019B DEBT SERVICE RESERVE FUND		0.48	0.00	0.00	0.00
5 / 2 / 2023	2019B DEBT SERVICE RESERVE FUND		22.15	0.00	0.00	0.00
5 / 2 / 2023	2019B DEBT SERVICE RESERVE FUND		0.48	0.00	0.00	0.00
5 / 2 / 2023	2019B DEBT SERVICE RESERVE FUND		0.48	0.00	0.00	0.00
5 / 2 / 2023	2019B DEBT SERVICE RESERVE FUND		0.48	0.00	0.00	0.00

PARKLAND PRESERVE COMMUNITY DEVELOPMENT DISTRICT (ST. JOHNS COUNTY, FLORIDA)
 \$11,485,000 SPECIAL ASSESSMENT REVENUE BONDS, SERIES 2019A
 \$3,200,000 SPECIAL ASSESSMENT REVENUE BONDS, SERIES 2019B

SCHEDULE 1 - REBATABLE ARBITRAGE CALCULATION

5 / 31 / 2019 ISSUE DATE
 5 / 31 / 2019 BEGINNING OF COMPUTATION PERIOD
 11 / 1 / 2023 COMPUTATION DATE

DATE	FUND/ACCOUNT	INVESTMENT VALUE AT COMPUTATION DATE	EARNINGS ON INVESTMENTS	OTHER DEPOSITS (WITHDRAWALS)	FUTURE VALUE AT BOND YIELD 5.1846%	ALLOWABLE EARNINGS
5 / 2 / 2023	2019B DEBT SERVICE RESERVE FUND		21.99	0.00	0.00	0.00
5 / 2 / 2023	2019B DEBT SERVICE RESERVE FUND		88.22	0.00	0.00	0.00
5 / 2 / 2023	2019B DEBT SERVICE RESERVE FUND		0.48	0.00	0.00	0.00
5 / 2 / 2023	2019B DEBT SERVICE RESERVE FUND		0.48	0.00	0.00	0.00
5 / 2 / 2023	2019B DEBT SERVICE RESERVE FUND		21.99	0.00	0.00	0.00
5 / 2 / 2023	2019B DEBT SERVICE RESERVE FUND		0.48	0.00	0.00	0.00
5 / 2 / 2023	2019B DEBT SERVICE RESERVE FUND		22.19	0.00	0.00	0.00
5 / 2 / 2023	2019B DEBT SERVICE RESERVE FUND		0.00	(230.39)	(236.33)	(5.94)
6 / 2 / 2023	2019B DEBT SERVICE RESERVE FUND		0.50	0.00	0.00	0.00
6 / 2 / 2023	2019B DEBT SERVICE RESERVE FUND		0.50	0.00	0.00	0.00
6 / 2 / 2023	2019B DEBT SERVICE RESERVE FUND		0.50	0.00	0.00	0.00
6 / 2 / 2023	2019B DEBT SERVICE RESERVE FUND		0.48	0.00	0.00	0.00
6 / 2 / 2023	2019B DEBT SERVICE RESERVE FUND		0.50	0.00	0.00	0.00
6 / 2 / 2023	2019B DEBT SERVICE RESERVE FUND		0.50	0.00	0.00	0.00
6 / 2 / 2023	2019B DEBT SERVICE RESERVE FUND		0.50	0.00	0.00	0.00
6 / 2 / 2023	2019B DEBT SERVICE RESERVE FUND		0.50	0.00	0.00	0.00
6 / 2 / 2023	2019B DEBT SERVICE RESERVE FUND		0.51	0.00	0.00	0.00
6 / 2 / 2023	2019B DEBT SERVICE RESERVE FUND		1.51	0.00	0.00	0.00
6 / 2 / 2023	2019B DEBT SERVICE RESERVE FUND		1.51	0.00	0.00	0.00
6 / 2 / 2023	2019B DEBT SERVICE RESERVE FUND		0.50	0.00	0.00	0.00
6 / 2 / 2023	2019B DEBT SERVICE RESERVE FUND		0.51	0.00	0.00	0.00
6 / 2 / 2023	2019B DEBT SERVICE RESERVE FUND		1.51	0.00	0.00	0.00
6 / 2 / 2023	2019B DEBT SERVICE RESERVE FUND		0.50	0.00	0.00	0.00
6 / 2 / 2023	2019B DEBT SERVICE RESERVE FUND		0.48	0.00	0.00	0.00
6 / 2 / 2023	2019B DEBT SERVICE RESERVE FUND		0.50	0.00	0.00	0.00
6 / 2 / 2023	2019B DEBT SERVICE RESERVE FUND		0.51	0.00	0.00	0.00
6 / 2 / 2023	2019B DEBT SERVICE RESERVE FUND		0.50	0.00	0.00	0.00
6 / 2 / 2023	2019B DEBT SERVICE RESERVE FUND		2.03	0.00	0.00	0.00
6 / 2 / 2023	2019B DEBT SERVICE RESERVE FUND		0.50	0.00	0.00	0.00
6 / 2 / 2023	2019B DEBT SERVICE RESERVE FUND		0.51	0.00	0.00	0.00
6 / 2 / 2023	2019B DEBT SERVICE RESERVE FUND		0.00	(15.54)	(15.87)	(0.33)
7 / 5 / 2023	2019B DEBT SERVICE RESERVE FUND		0.51	0.00	0.00	0.00
7 / 5 / 2023	2019B DEBT SERVICE RESERVE FUND		1.52	0.00	0.00	0.00
7 / 5 / 2023	2019B DEBT SERVICE RESERVE FUND		0.51	0.00	0.00	0.00
7 / 5 / 2023	2019B DEBT SERVICE RESERVE FUND		0.51	0.00	0.00	0.00
7 / 5 / 2023	2019B DEBT SERVICE RESERVE FUND		0.51	0.00	0.00	0.00

PARKLAND PRESERVE COMMUNITY DEVELOPMENT DISTRICT (ST. JOHNS COUNTY, FLORIDA)
 \$11,485,000 SPECIAL ASSESSMENT REVENUE BONDS, SERIES 2019A
 \$3,200,000 SPECIAL ASSESSMENT REVENUE BONDS, SERIES 2019B

SCHEDULE 1 - REBATABLE ARBITRAGE CALCULATION

5 / 31 / 2019 ISSUE DATE
 5 / 31 / 2019 BEGINNING OF COMPUTATION PERIOD
 11 / 1 / 2023 COMPUTATION DATE

DATE	FUND/ACCOUNT	INVESTMENT VALUE AT COMPUTATION DATE	EARNINGS ON INVESTMENTS	OTHER DEPOSITS (WITHDRAWALS)	FUTURE VALUE AT BOND YIELD 5.1846%	ALLOWABLE EARNINGS
7 / 5 / 2023	2019B DEBT SERVICE RESERVE FUND		0.51	0.00	0.00	0.00
7 / 5 / 2023	2019B DEBT SERVICE RESERVE FUND		0.51	0.00	0.00	0.00
7 / 5 / 2023	2019B DEBT SERVICE RESERVE FUND		0.51	0.00	0.00	0.00
7 / 5 / 2023	2019B DEBT SERVICE RESERVE FUND		1.52	0.00	0.00	0.00
7 / 5 / 2023	2019B DEBT SERVICE RESERVE FUND		0.51	0.00	0.00	0.00
7 / 5 / 2023	2019B DEBT SERVICE RESERVE FUND		1.52	0.00	0.00	0.00
7 / 5 / 2023	2019B DEBT SERVICE RESERVE FUND		0.51	0.00	0.00	0.00
7 / 5 / 2023	2019B DEBT SERVICE RESERVE FUND		0.51	0.00	0.00	0.00
7 / 5 / 2023	2019B DEBT SERVICE RESERVE FUND		0.51	0.00	0.00	0.00
7 / 5 / 2023	2019B DEBT SERVICE RESERVE FUND		0.51	0.00	0.00	0.00
7 / 5 / 2023	2019B DEBT SERVICE RESERVE FUND		0.51	0.00	0.00	0.00
7 / 5 / 2023	2019B DEBT SERVICE RESERVE FUND		2.02	0.00	0.00	0.00
7 / 5 / 2023	2019B DEBT SERVICE RESERVE FUND		0.51	0.00	0.00	0.00
7 / 5 / 2023	2019B DEBT SERVICE RESERVE FUND		0.51	0.00	0.00	0.00
7 / 5 / 2023	2019B DEBT SERVICE RESERVE FUND		0.51	0.00	0.00	0.00
7 / 5 / 2023	2019B DEBT SERVICE RESERVE FUND		0.51	0.00	0.00	0.00
7 / 5 / 2023	2019B DEBT SERVICE RESERVE FUND		0.51	0.00	0.00	0.00
7 / 5 / 2023	2019B DEBT SERVICE RESERVE FUND		0.51	0.00	0.00	0.00
7 / 5 / 2023	2019B DEBT SERVICE RESERVE FUND		0.00	(15.25)	(15.50)	(0.25)
8 / 2 / 2023	2019B DEBT SERVICE RESERVE FUND		0.51	0.00	0.00	0.00
8 / 2 / 2023	2019B DEBT SERVICE RESERVE FUND		0.51	0.00	0.00	0.00
8 / 2 / 2023	2019B DEBT SERVICE RESERVE FUND		0.51	0.00	0.00	0.00
8 / 2 / 2023	2019B DEBT SERVICE RESERVE FUND		0.51	0.00	0.00	0.00
8 / 2 / 2023	2019B DEBT SERVICE RESERVE FUND		0.51	0.00	0.00	0.00
8 / 2 / 2023	2019B DEBT SERVICE RESERVE FUND		0.51	0.00	0.00	0.00
8 / 2 / 2023	2019B DEBT SERVICE RESERVE FUND		0.51	0.00	0.00	0.00
8 / 2 / 2023	2019B DEBT SERVICE RESERVE FUND		0.51	0.00	0.00	0.00
8 / 2 / 2023	2019B DEBT SERVICE RESERVE FUND		1.59	0.00	0.00	0.00
8 / 2 / 2023	2019B DEBT SERVICE RESERVE FUND		0.51	0.00	0.00	0.00
8 / 2 / 2023	2019B DEBT SERVICE RESERVE FUND		1.01	0.00	0.00	0.00
8 / 2 / 2023	2019B DEBT SERVICE RESERVE FUND		1.52	0.00	0.00	0.00
8 / 2 / 2023	2019B DEBT SERVICE RESERVE FUND		1.01	0.00	0.00	0.00
8 / 2 / 2023	2019B DEBT SERVICE RESERVE FUND		1.52	0.00	0.00	0.00
8 / 2 / 2023	2019B DEBT SERVICE RESERVE FUND		0.51	0.00	0.00	0.00
8 / 2 / 2023	2019B DEBT SERVICE RESERVE FUND		1.52	0.00	0.00	0.00
8 / 2 / 2023	2019B DEBT SERVICE RESERVE FUND		0.53	0.00	0.00	0.00
8 / 2 / 2023	2019B DEBT SERVICE RESERVE FUND		0.51	0.00	0.00	0.00

PARKLAND PRESERVE COMMUNITY DEVELOPMENT DISTRICT (ST. JOHNS COUNTY, FLORIDA)
 \$11,485,000 SPECIAL ASSESSMENT REVENUE BONDS, SERIES 2019A
 \$3,200,000 SPECIAL ASSESSMENT REVENUE BONDS, SERIES 2019B

SCHEDULE 1 - REBATABLE ARBITRAGE CALCULATION

5 / 31 / 2019 ISSUE DATE
 5 / 31 / 2019 BEGINNING OF COMPUTATION PERIOD
 11 / 1 / 2023 COMPUTATION DATE

DATE	FUND/ACCOUNT	INVESTMENT VALUE AT COMPUTATION DATE	EARNINGS ON INVESTMENTS	OTHER DEPOSITS (WITHDRAWALS)	FUTURE VALUE AT BOND YIELD 5.1846%	ALLOWABLE EARNINGS
8 / 2 / 2023	2019B DEBT SERVICE RESERVE FUND		0.53	0.00	0.00	0.00
8 / 2 / 2023	2019B DEBT SERVICE RESERVE FUND		0.51	0.00	0.00	0.00
8 / 2 / 2023	2019B DEBT SERVICE RESERVE FUND		0.00	(15.86)	(16.06)	(0.20)
9 / 5 / 2023	2019B DEBT SERVICE RESERVE FUND		0.53	0.00	0.00	0.00
9 / 5 / 2023	2019B DEBT SERVICE RESERVE FUND		0.53	0.00	0.00	0.00
9 / 5 / 2023	2019B DEBT SERVICE RESERVE FUND		0.53	0.00	0.00	0.00
9 / 5 / 2023	2019B DEBT SERVICE RESERVE FUND		0.53	0.00	0.00	0.00
9 / 5 / 2023	2019B DEBT SERVICE RESERVE FUND		0.53	0.00	0.00	0.00
9 / 5 / 2023	2019B DEBT SERVICE RESERVE FUND		0.53	0.00	0.00	0.00
9 / 5 / 2023	2019B DEBT SERVICE RESERVE FUND		0.53	0.00	0.00	0.00
9 / 5 / 2023	2019B DEBT SERVICE RESERVE FUND		0.53	0.00	0.00	0.00
9 / 5 / 2023	2019B DEBT SERVICE RESERVE FUND		0.53	0.00	0.00	0.00
9 / 5 / 2023	2019B DEBT SERVICE RESERVE FUND		1.59	0.00	0.00	0.00
9 / 5 / 2023	2019B DEBT SERVICE RESERVE FUND		0.53	0.00	0.00	0.00
9 / 5 / 2023	2019B DEBT SERVICE RESERVE FUND		0.53	0.00	0.00	0.00
9 / 5 / 2023	2019B DEBT SERVICE RESERVE FUND		1.59	0.00	0.00	0.00
9 / 5 / 2023	2019B DEBT SERVICE RESERVE FUND		1.59	0.00	0.00	0.00
9 / 5 / 2023	2019B DEBT SERVICE RESERVE FUND		0.53	0.00	0.00	0.00
9 / 5 / 2023	2019B DEBT SERVICE RESERVE FUND		0.53	0.00	0.00	0.00
9 / 5 / 2023	2019B DEBT SERVICE RESERVE FUND		0.53	0.00	0.00	0.00
9 / 5 / 2023	2019B DEBT SERVICE RESERVE FUND		0.53	0.00	0.00	0.00
9 / 5 / 2023	2019B DEBT SERVICE RESERVE FUND		0.53	0.00	0.00	0.00
9 / 5 / 2023	2019B DEBT SERVICE RESERVE FUND		0.53	0.00	0.00	0.00
9 / 5 / 2023	2019B DEBT SERVICE RESERVE FUND		0.53	0.00	0.00	0.00
9 / 5 / 2023	2019B DEBT SERVICE RESERVE FUND		0.00	(16.43)	(16.56)	(0.13)
10 / 3 / 2023	2019B DEBT SERVICE RESERVE FUND		0.53	0.00	0.00	0.00
10 / 3 / 2023	2019B DEBT SERVICE RESERVE FUND		1.59	0.00	0.00	0.00
10 / 3 / 2023	2019B DEBT SERVICE RESERVE FUND		0.53	0.00	0.00	0.00
10 / 3 / 2023	2019B DEBT SERVICE RESERVE FUND		0.53	0.00	0.00	0.00
10 / 3 / 2023	2019B DEBT SERVICE RESERVE FUND		0.53	0.00	0.00	0.00
10 / 3 / 2023	2019B DEBT SERVICE RESERVE FUND		0.53	0.00	0.00	0.00
10 / 3 / 2023	2019B DEBT SERVICE RESERVE FUND		0.53	0.00	0.00	0.00
10 / 3 / 2023	2019B DEBT SERVICE RESERVE FUND		2.12	0.00	0.00	0.00
10 / 3 / 2023	2019B DEBT SERVICE RESERVE FUND		1.06	0.00	0.00	0.00

PARKLAND PRESERVE COMMUNITY DEVELOPMENT DISTRICT (ST. JOHNS COUNTY, FLORIDA)
 \$11,485,000 SPECIAL ASSESSMENT REVENUE BONDS, SERIES 2019A
 \$3,200,000 SPECIAL ASSESSMENT REVENUE BONDS, SERIES 2019B

SCHEDULE 1 - REBATABLE ARBITRAGE CALCULATION

5 / 31 / 2019 ISSUE DATE
 5 / 31 / 2019 BEGINNING OF COMPUTATION PERIOD
 11 / 1 / 2023 COMPUTATION DATE

DATE	FUND/ACCOUNT	INVESTMENT VALUE AT COMPUTATION DATE	EARNINGS ON INVESTMENTS	OTHER DEPOSITS (WITHDRAWALS)	FUTURE VALUE AT BOND YIELD 5.1846%	ALLOWABLE EARNINGS
10 / 3 / 2023	2019B DEBT SERVICE RESERVE FUND		0.53	0.00	0.00	0.00
10 / 3 / 2023	2019B DEBT SERVICE RESERVE FUND		0.53	0.00	0.00	0.00
10 / 3 / 2023	2019B DEBT SERVICE RESERVE FUND		0.53	0.00	0.00	0.00
10 / 3 / 2023	2019B DEBT SERVICE RESERVE FUND		0.53	0.00	0.00	0.00
10 / 3 / 2023	2019B DEBT SERVICE RESERVE FUND		1.59	0.00	0.00	0.00
10 / 3 / 2023	2019B DEBT SERVICE RESERVE FUND		0.53	0.00	0.00	0.00
10 / 3 / 2023	2019B DEBT SERVICE RESERVE FUND		0.53	0.00	0.00	0.00
10 / 3 / 2023	2019B DEBT SERVICE RESERVE FUND		1.59	0.00	0.00	0.00
10 / 3 / 2023	2019B DEBT SERVICE RESERVE FUND		0.53	0.00	0.00	0.00
10 / 3 / 2023	2019B DEBT SERVICE RESERVE FUND		0.53	0.00	0.00	0.00
10 / 3 / 2023	2019B DEBT SERVICE RESERVE FUND		0.50	0.00	0.00	0.00
10 / 3 / 2023	2019B DEBT SERVICE RESERVE FUND		0.00	(15.90)	(15.96)	(0.06)
		<u>3,779.88</u>	<u>6,789.99</u>	<u>(3,010.11)</u>	<u>36,030.52</u>	<u>39,040.63</u>
5 / 31 / 2019	INITIAL DEPOSIT		0.00	2,431,114.44	3,047,795.61	616,681.17
6 / 18 / 2019	2019B ACQUISITION/CONSTRUCTION ACCT		0.00	(66,000.00)	(82,541.93)	(16,541.93)
8 / 5 / 2019	2019B ACQUISITION/CONSTRUCTION ACCT		1,221.06	0.00	0.00	0.00
9 / 4 / 2019	2019B ACQUISITION/CONSTRUCTION ACCT		3,861.28	0.00	0.00	0.00
10 / 2 / 2019	2019B ACQUISITION/CONSTRUCTION ACCT		3,643.62	0.00	0.00	0.00
11 / 4 / 2019	2019B ACQUISITION/CONSTRUCTION ACCT		424.25	0.00	0.00	0.00
11 / 4 / 2019	2019B ACQUISITION/CONSTRUCTION ACCT		104.82	0.00	0.00	0.00
11 / 4 / 2019	2019B ACQUISITION/CONSTRUCTION ACCT		106.33	0.00	0.00	0.00
11 / 4 / 2019	2019B ACQUISITION/CONSTRUCTION ACCT		103.92	0.00	0.00	0.00
11 / 4 / 2019	2019B ACQUISITION/CONSTRUCTION ACCT		101.66	0.00	0.00	0.00
11 / 4 / 2019	2019B ACQUISITION/CONSTRUCTION ACCT		106.55	0.00	0.00	0.00
11 / 4 / 2019	2019B ACQUISITION/CONSTRUCTION ACCT		102.56	0.00	0.00	0.00
11 / 4 / 2019	2019B ACQUISITION/CONSTRUCTION ACCT		104.34	0.00	0.00	0.00
11 / 4 / 2019	2019B ACQUISITION/CONSTRUCTION ACCT		108.64	0.00	0.00	0.00
11 / 4 / 2019	2019B ACQUISITION/CONSTRUCTION ACCT		108.33	0.00	0.00	0.00
11 / 4 / 2019	2019B ACQUISITION/CONSTRUCTION ACCT		109.27	0.00	0.00	0.00
11 / 4 / 2019	2019B ACQUISITION/CONSTRUCTION ACCT		309.04	0.00	0.00	0.00
11 / 4 / 2019	2019B ACQUISITION/CONSTRUCTION ACCT		109.40	0.00	0.00	0.00
11 / 4 / 2019	2019B ACQUISITION/CONSTRUCTION ACCT		100.07	0.00	0.00	0.00
11 / 4 / 2019	2019B ACQUISITION/CONSTRUCTION ACCT		325.87	0.00	0.00	0.00
11 / 4 / 2019	2019B ACQUISITION/CONSTRUCTION ACCT		319.71	0.00	0.00	0.00
11 / 4 / 2019	2019B ACQUISITION/CONSTRUCTION ACCT		109.12	0.00	0.00	0.00
11 / 4 / 2019	2019B ACQUISITION/CONSTRUCTION ACCT		101.88	0.00	0.00	0.00

PARKLAND PRESERVE COMMUNITY DEVELOPMENT DISTRICT (ST. JOHNS COUNTY, FLORIDA)
 \$11,485,000 SPECIAL ASSESSMENT REVENUE BONDS, SERIES 2019A
 \$3,200,000 SPECIAL ASSESSMENT REVENUE BONDS, SERIES 2019B

SCHEDULE 1 - REBATABLE ARBITRAGE CALCULATION

5 / 31 / 2019 ISSUE DATE
 5 / 31 / 2019 BEGINNING OF COMPUTATION PERIOD
 11 / 1 / 2023 COMPUTATION DATE

DATE	FUND/ACCOUNT	INVESTMENT VALUE AT COMPUTATION DATE	EARNINGS ON INVESTMENTS	OTHER DEPOSITS (WITHDRAWALS)	FUTURE VALUE AT BOND YIELD 5.1846%	ALLOWABLE EARNINGS
11 / 4 / 2019	2019B ACQUISITION/CONSTRUCTION ACCT		110.37	0.00	0.00	0.00
11 / 4 / 2019	2019B ACQUISITION/CONSTRUCTION ACCT		103.68	0.00	0.00	0.00
11 / 4 / 2019	2019B ACQUISITION/CONSTRUCTION ACCT		106.50	0.00	0.00	0.00
11 / 4 / 2019	2019B ACQUISITION/CONSTRUCTION ACCT		110.42	0.00	0.00	0.00
12 / 3 / 2019	2019B ACQUISITION/CONSTRUCTION ACCT		2,821.24	0.00	0.00	0.00
1 / 3 / 2020	2019B ACQUISITION/CONSTRUCTION ACCT		92.36	0.00	0.00	0.00
1 / 3 / 2020	2019B ACQUISITION/CONSTRUCTION ACCT		92.56	0.00	0.00	0.00
1 / 3 / 2020	2019B ACQUISITION/CONSTRUCTION ACCT		272.33	0.00	0.00	0.00
1 / 3 / 2020	2019B ACQUISITION/CONSTRUCTION ACCT		275.23	0.00	0.00	0.00
1 / 3 / 2020	2019B ACQUISITION/CONSTRUCTION ACCT		91.29	0.00	0.00	0.00
1 / 3 / 2020	2019B ACQUISITION/CONSTRUCTION ACCT		90.41	0.00	0.00	0.00
1 / 3 / 2020	2019B ACQUISITION/CONSTRUCTION ACCT		93.38	0.00	0.00	0.00
1 / 3 / 2020	2019B ACQUISITION/CONSTRUCTION ACCT		91.69	0.00	0.00	0.00
1 / 3 / 2020	2019B ACQUISITION/CONSTRUCTION ACCT		91.45	0.00	0.00	0.00
1 / 3 / 2020	2019B ACQUISITION/CONSTRUCTION ACCT		91.80	0.00	0.00	0.00
1 / 3 / 2020	2019B ACQUISITION/CONSTRUCTION ACCT		94.89	0.00	0.00	0.00
1 / 3 / 2020	2019B ACQUISITION/CONSTRUCTION ACCT		273.54	0.00	0.00	0.00
1 / 3 / 2020	2019B ACQUISITION/CONSTRUCTION ACCT		182.09	0.00	0.00	0.00
1 / 3 / 2020	2019B ACQUISITION/CONSTRUCTION ACCT		92.68	0.00	0.00	0.00
1 / 3 / 2020	2019B ACQUISITION/CONSTRUCTION ACCT		91.74	0.00	0.00	0.00
1 / 3 / 2020	2019B ACQUISITION/CONSTRUCTION ACCT		90.99	0.00	0.00	0.00
1 / 3 / 2020	2019B ACQUISITION/CONSTRUCTION ACCT		91.84	0.00	0.00	0.00
1 / 3 / 2020	2019B ACQUISITION/CONSTRUCTION ACCT		92.82	0.00	0.00	0.00
1 / 3 / 2020	2019B ACQUISITION/CONSTRUCTION ACCT		90.90	0.00	0.00	0.00
1 / 3 / 2020	2019B ACQUISITION/CONSTRUCTION ACCT		277.48	0.00	0.00	0.00
1 / 3 / 2020	2019B ACQUISITION/CONSTRUCTION ACCT		95.32	0.00	0.00	0.00
1 / 3 / 2020	2019B ACQUISITION/CONSTRUCTION ACCT		91.39	0.00	0.00	0.00
2 / 4 / 2020	2019B ACQUISITION/CONSTRUCTION ACCT		90.04	0.00	0.00	0.00
2 / 4 / 2020	2019B ACQUISITION/CONSTRUCTION ACCT		91.45	0.00	0.00	0.00
2 / 4 / 2020	2019B ACQUISITION/CONSTRUCTION ACCT		89.27	0.00	0.00	0.00
2 / 4 / 2020	2019B ACQUISITION/CONSTRUCTION ACCT		90.21	0.00	0.00	0.00
2 / 4 / 2020	2019B ACQUISITION/CONSTRUCTION ACCT		90.07	0.00	0.00	0.00
2 / 4 / 2020	2019B ACQUISITION/CONSTRUCTION ACCT		90.25	0.00	0.00	0.00
2 / 4 / 2020	2019B ACQUISITION/CONSTRUCTION ACCT		90.38	0.00	0.00	0.00
2 / 4 / 2020	2019B ACQUISITION/CONSTRUCTION ACCT		270.41	0.00	0.00	0.00
2 / 4 / 2020	2019B ACQUISITION/CONSTRUCTION ACCT		90.22	0.00	0.00	0.00

PARKLAND PRESERVE COMMUNITY DEVELOPMENT DISTRICT (ST. JOHNS COUNTY, FLORIDA)
 \$11,485,000 SPECIAL ASSESSMENT REVENUE BONDS, SERIES 2019A
 \$3,200,000 SPECIAL ASSESSMENT REVENUE BONDS, SERIES 2019B

SCHEDULE 1 - REBATABLE ARBITRAGE CALCULATION

5 / 31 / 2019 ISSUE DATE
 5 / 31 / 2019 BEGINNING OF COMPUTATION PERIOD
 11 / 1 / 2023 COMPUTATION DATE

DATE	FUND/ACCOUNT	INVESTMENT VALUE AT COMPUTATION DATE	EARNINGS ON INVESTMENTS	OTHER DEPOSITS (WITHDRAWALS)	FUTURE VALUE AT BOND YIELD 5.1846%	ALLOWABLE EARNINGS
2 / 4 / 2020	2019B ACQUISITION/CONSTRUCTION ACCT		89.95	0.00	0.00	0.00
2 / 4 / 2020	2019B ACQUISITION/CONSTRUCTION ACCT		271.17	0.00	0.00	0.00
2 / 4 / 2020	2019B ACQUISITION/CONSTRUCTION ACCT		89.91	0.00	0.00	0.00
2 / 4 / 2020	2019B ACQUISITION/CONSTRUCTION ACCT		89.83	0.00	0.00	0.00
2 / 4 / 2020	2019B ACQUISITION/CONSTRUCTION ACCT		90.62	0.00	0.00	0.00
2 / 4 / 2020	2019B ACQUISITION/CONSTRUCTION ACCT		90.09	0.00	0.00	0.00
2 / 4 / 2020	2019B ACQUISITION/CONSTRUCTION ACCT		89.90	0.00	0.00	0.00
2 / 4 / 2020	2019B ACQUISITION/CONSTRUCTION ACCT		89.81	0.00	0.00	0.00
2 / 4 / 2020	2019B ACQUISITION/CONSTRUCTION ACCT		269.76	0.00	0.00	0.00
2 / 4 / 2020	2019B ACQUISITION/CONSTRUCTION ACCT		90.78	0.00	0.00	0.00
2 / 4 / 2020	2019B ACQUISITION/CONSTRUCTION ACCT		90.45	0.00	0.00	0.00
2 / 4 / 2020	2019B ACQUISITION/CONSTRUCTION ACCT		89.93	0.00	0.00	0.00
2 / 4 / 2020	2019B ACQUISITION/CONSTRUCTION ACCT		359.95	0.00	0.00	0.00
3 / 3 / 2020	2019B ACQUISITION/CONSTRUCTION ACCT		90.23	0.00	0.00	0.00
3 / 3 / 2020	2019B ACQUISITION/CONSTRUCTION ACCT		90.49	0.00	0.00	0.00
3 / 3 / 2020	2019B ACQUISITION/CONSTRUCTION ACCT		90.90	0.00	0.00	0.00
3 / 3 / 2020	2019B ACQUISITION/CONSTRUCTION ACCT		90.97	0.00	0.00	0.00
3 / 3 / 2020	2019B ACQUISITION/CONSTRUCTION ACCT		362.02	0.00	0.00	0.00
3 / 3 / 2020	2019B ACQUISITION/CONSTRUCTION ACCT		90.73	0.00	0.00	0.00
3 / 3 / 2020	2019B ACQUISITION/CONSTRUCTION ACCT		90.64	0.00	0.00	0.00
3 / 3 / 2020	2019B ACQUISITION/CONSTRUCTION ACCT		270.68	0.00	0.00	0.00
3 / 3 / 2020	2019B ACQUISITION/CONSTRUCTION ACCT		90.18	0.00	0.00	0.00
3 / 3 / 2020	2019B ACQUISITION/CONSTRUCTION ACCT		91.08	0.00	0.00	0.00
3 / 3 / 2020	2019B ACQUISITION/CONSTRUCTION ACCT		90.07	0.00	0.00	0.00
3 / 3 / 2020	2019B ACQUISITION/CONSTRUCTION ACCT		176.51	0.00	0.00	0.00
3 / 3 / 2020	2019B ACQUISITION/CONSTRUCTION ACCT		90.66	0.00	0.00	0.00
3 / 3 / 2020	2019B ACQUISITION/CONSTRUCTION ACCT		181.55	0.00	0.00	0.00
3 / 3 / 2020	2019B ACQUISITION/CONSTRUCTION ACCT		90.39	0.00	0.00	0.00
3 / 3 / 2020	2019B ACQUISITION/CONSTRUCTION ACCT		90.21	0.00	0.00	0.00
3 / 3 / 2020	2019B ACQUISITION/CONSTRUCTION ACCT		90.00	0.00	0.00	0.00
3 / 3 / 2020	2019B ACQUISITION/CONSTRUCTION ACCT		90.40	0.00	0.00	0.00
3 / 3 / 2020	2019B ACQUISITION/CONSTRUCTION ACCT		90.17	0.00	0.00	0.00
3 / 3 / 2020	2019B ACQUISITION/CONSTRUCTION ACCT		271.64	0.00	0.00	0.00
4 / 2 / 2020	2019B ACQUISITION/CONSTRUCTION ACCT		15.96	0.00	0.00	0.00
4 / 2 / 2020	2019B ACQUISITION/CONSTRUCTION ACCT		18.60	0.00	0.00	0.00
4 / 2 / 2020	2019B ACQUISITION/CONSTRUCTION ACCT		20.02	0.00	0.00	0.00

PARKLAND PRESERVE COMMUNITY DEVELOPMENT DISTRICT (ST. JOHNS COUNTY, FLORIDA)
 \$11,485,000 SPECIAL ASSESSMENT REVENUE BONDS, SERIES 2019A
 \$3,200,000 SPECIAL ASSESSMENT REVENUE BONDS, SERIES 2019B

SCHEDULE 1 - REBATABLE ARBITRAGE CALCULATION

5 / 31 / 2019 ISSUE DATE
 5 / 31 / 2019 BEGINNING OF COMPUTATION PERIOD
 11 / 1 / 2023 COMPUTATION DATE

DATE	FUND/ACCOUNT	INVESTMENT VALUE AT COMPUTATION DATE	EARNINGS ON INVESTMENTS	OTHER DEPOSITS (WITHDRAWALS)	FUTURE VALUE AT BOND YIELD 5.1846%	ALLOWABLE EARNINGS
4 / 2 / 2020	2019B ACQUISITION/CONSTRUCTION ACCT		67.54	0.00	0.00	0.00
4 / 2 / 2020	2019B ACQUISITION/CONSTRUCTION ACCT		89.17	0.00	0.00	0.00
4 / 2 / 2020	2019B ACQUISITION/CONSTRUCTION ACCT		25.96	0.00	0.00	0.00
4 / 2 / 2020	2019B ACQUISITION/CONSTRUCTION ACCT		88.25	0.00	0.00	0.00
4 / 2 / 2020	2019B ACQUISITION/CONSTRUCTION ACCT		22.84	0.00	0.00	0.00
4 / 2 / 2020	2019B ACQUISITION/CONSTRUCTION ACCT		70.01	0.00	0.00	0.00
4 / 2 / 2020	2019B ACQUISITION/CONSTRUCTION ACCT		194.56	0.00	0.00	0.00
4 / 2 / 2020	2019B ACQUISITION/CONSTRUCTION ACCT		41.72	0.00	0.00	0.00
4 / 2 / 2020	2019B ACQUISITION/CONSTRUCTION ACCT		66.32	0.00	0.00	0.00
4 / 2 / 2020	2019B ACQUISITION/CONSTRUCTION ACCT		213.41	0.00	0.00	0.00
4 / 2 / 2020	2019B ACQUISITION/CONSTRUCTION ACCT		52.85	0.00	0.00	0.00
4 / 2 / 2020	2019B ACQUISITION/CONSTRUCTION ACCT		89.22	0.00	0.00	0.00
4 / 2 / 2020	2019B ACQUISITION/CONSTRUCTION ACCT		73.43	0.00	0.00	0.00
4 / 2 / 2020	2019B ACQUISITION/CONSTRUCTION ACCT		16.38	0.00	0.00	0.00
4 / 2 / 2020	2019B ACQUISITION/CONSTRUCTION ACCT		31.35	0.00	0.00	0.00
4 / 2 / 2020	2019B ACQUISITION/CONSTRUCTION ACCT		17.64	0.00	0.00	0.00
4 / 2 / 2020	2019B ACQUISITION/CONSTRUCTION ACCT		72.73	0.00	0.00	0.00
4 / 2 / 2020	2019B ACQUISITION/CONSTRUCTION ACCT		24.78	0.00	0.00	0.00
4 / 2 / 2020	2019B ACQUISITION/CONSTRUCTION ACCT		75.99	0.00	0.00	0.00
4 / 2 / 2020	2019B ACQUISITION/CONSTRUCTION ACCT		67.84	0.00	0.00	0.00
4 / 13 / 2020	2019B ACQUISITION/CONSTRUCTION ACCT		0.00	186,920.56	224,167.12	37,246.56
5 / 4 / 2020	2019B ACQUISITION/CONSTRUCTION ACCT		14.11	0.00	0.00	0.00
5 / 4 / 2020	2019B ACQUISITION/CONSTRUCTION ACCT		14.52	0.00	0.00	0.00
5 / 4 / 2020	2019B ACQUISITION/CONSTRUCTION ACCT		8.41	0.00	0.00	0.00
5 / 4 / 2020	2019B ACQUISITION/CONSTRUCTION ACCT		8.54	0.00	0.00	0.00
5 / 4 / 2020	2019B ACQUISITION/CONSTRUCTION ACCT		10.09	0.00	0.00	0.00
5 / 4 / 2020	2019B ACQUISITION/CONSTRUCTION ACCT		15.31	0.00	0.00	0.00
5 / 4 / 2020	2019B ACQUISITION/CONSTRUCTION ACCT		8.67	0.00	0.00	0.00
5 / 4 / 2020	2019B ACQUISITION/CONSTRUCTION ACCT		6.17	0.00	0.00	0.00
5 / 4 / 2020	2019B ACQUISITION/CONSTRUCTION ACCT		14.80	0.00	0.00	0.00
5 / 4 / 2020	2019B ACQUISITION/CONSTRUCTION ACCT		8.26	0.00	0.00	0.00
5 / 4 / 2020	2019B ACQUISITION/CONSTRUCTION ACCT		46.51	0.00	0.00	0.00
5 / 4 / 2020	2019B ACQUISITION/CONSTRUCTION ACCT		24.23	0.00	0.00	0.00
5 / 4 / 2020	2019B ACQUISITION/CONSTRUCTION ACCT		10.03	0.00	0.00	0.00
5 / 4 / 2020	2019B ACQUISITION/CONSTRUCTION ACCT		7.68	0.00	0.00	0.00
5 / 4 / 2020	2019B ACQUISITION/CONSTRUCTION ACCT		5.03	0.00	0.00	0.00

PARKLAND PRESERVE COMMUNITY DEVELOPMENT DISTRICT (ST. JOHNS COUNTY, FLORIDA)
 \$11,485,000 SPECIAL ASSESSMENT REVENUE BONDS, SERIES 2019A
 \$3,200,000 SPECIAL ASSESSMENT REVENUE BONDS, SERIES 2019B

SCHEDULE 1 - REBATABLE ARBITRAGE CALCULATION

5 / 31 / 2019 ISSUE DATE
 5 / 31 / 2019 BEGINNING OF COMPUTATION PERIOD
 11 / 1 / 2023 COMPUTATION DATE

DATE	FUND/ACCOUNT	INVESTMENT VALUE AT COMPUTATION DATE	EARNINGS ON INVESTMENTS	OTHER DEPOSITS (WITHDRAWALS)	FUTURE VALUE AT BOND YIELD 5.1846%	ALLOWABLE EARNINGS
5 / 4 / 2020	2019B ACQUISITION/CONSTRUCTION ACCT		8.17	0.00	0.00	0.00
5 / 4 / 2020	2019B ACQUISITION/CONSTRUCTION ACCT		7.47	0.00	0.00	0.00
5 / 4 / 2020	2019B ACQUISITION/CONSTRUCTION ACCT		7.35	0.00	0.00	0.00
5 / 4 / 2020	2019B ACQUISITION/CONSTRUCTION ACCT		15.53	0.00	0.00	0.00
5 / 4 / 2020	2019B ACQUISITION/CONSTRUCTION ACCT		53.40	0.00	0.00	0.00
5 / 4 / 2020	2019B ACQUISITION/CONSTRUCTION ACCT		31.88	0.00	0.00	0.00
6 / 2 / 2020	2019B ACQUISITION/CONSTRUCTION ACCT		166.86	0.00	0.00	0.00
7 / 2 / 2020	2019B ACQUISITION/CONSTRUCTION ACCT		114.48	0.00	0.00	0.00
8 / 4 / 2020	2019B ACQUISITION/CONSTRUCTION ACCT		3.81	0.00	0.00	0.00
8 / 4 / 2020	2019B ACQUISITION/CONSTRUCTION ACCT		2.84	0.00	0.00	0.00
8 / 4 / 2020	2019B ACQUISITION/CONSTRUCTION ACCT		3.02	0.00	0.00	0.00
8 / 4 / 2020	2019B ACQUISITION/CONSTRUCTION ACCT		3.97	0.00	0.00	0.00
8 / 4 / 2020	2019B ACQUISITION/CONSTRUCTION ACCT		2.70	0.00	0.00	0.00
8 / 4 / 2020	2019B ACQUISITION/CONSTRUCTION ACCT		8.89	0.00	0.00	0.00
8 / 4 / 2020	2019B ACQUISITION/CONSTRUCTION ACCT		3.60	0.00	0.00	0.00
8 / 4 / 2020	2019B ACQUISITION/CONSTRUCTION ACCT		1.80	0.00	0.00	0.00
8 / 4 / 2020	2019B ACQUISITION/CONSTRUCTION ACCT		2.75	0.00	0.00	0.00
8 / 4 / 2020	2019B ACQUISITION/CONSTRUCTION ACCT		2.62	0.00	0.00	0.00
8 / 4 / 2020	2019B ACQUISITION/CONSTRUCTION ACCT		11.17	0.00	0.00	0.00
8 / 4 / 2020	2019B ACQUISITION/CONSTRUCTION ACCT		2.97	0.00	0.00	0.00
8 / 4 / 2020	2019B ACQUISITION/CONSTRUCTION ACCT		1.98	0.00	0.00	0.00
8 / 4 / 2020	2019B ACQUISITION/CONSTRUCTION ACCT		2.43	0.00	0.00	0.00
8 / 4 / 2020	2019B ACQUISITION/CONSTRUCTION ACCT		2.43	0.00	0.00	0.00
8 / 4 / 2020	2019B ACQUISITION/CONSTRUCTION ACCT		2.41	0.00	0.00	0.00
8 / 4 / 2020	2019B ACQUISITION/CONSTRUCTION ACCT		2.85	0.00	0.00	0.00
8 / 4 / 2020	2019B ACQUISITION/CONSTRUCTION ACCT		3.32	0.00	0.00	0.00
8 / 4 / 2020	2019B ACQUISITION/CONSTRUCTION ACCT		8.21	0.00	0.00	0.00
8 / 4 / 2020	2019B ACQUISITION/CONSTRUCTION ACCT		12.65	0.00	0.00	0.00
8 / 4 / 2020	2019B ACQUISITION/CONSTRUCTION ACCT		4.24	0.00	0.00	0.00
8 / 19 / 2020	2019B ACQUISITION/CONSTRUCTION ACCT		0.00	(1,695,071.36)	(1,996,744.47)	(301,673.11)
9 / 1 / 2020	2019B ACQUISITION/CONSTRUCTION ACCT		0.00	(504,260.63)	(592,991.66)	(88,731.03)
9 / 2 / 2020	2019B ACQUISITION/CONSTRUCTION ACCT		0.82	0.00	0.00	0.00
9 / 2 / 2020	2019B ACQUISITION/CONSTRUCTION ACCT		0.76	0.00	0.00	0.00
9 / 2 / 2020	2019B ACQUISITION/CONSTRUCTION ACCT		0.14	0.00	0.00	0.00
9 / 2 / 2020	2019B ACQUISITION/CONSTRUCTION ACCT		0.12	0.00	0.00	0.00
9 / 2 / 2020	2019B ACQUISITION/CONSTRUCTION ACCT		0.43	0.00	0.00	0.00

PARKLAND PRESERVE COMMUNITY DEVELOPMENT DISTRICT (ST. JOHNS COUNTY, FLORIDA)
 \$11,485,000 SPECIAL ASSESSMENT REVENUE BONDS, SERIES 2019A
 \$3,200,000 SPECIAL ASSESSMENT REVENUE BONDS, SERIES 2019B

SCHEDULE 1 - REBATABLE ARBITRAGE CALCULATION

5 / 31 / 2019 ISSUE DATE
 5 / 31 / 2019 BEGINNING OF COMPUTATION PERIOD
 11 / 1 / 2023 COMPUTATION DATE

DATE	FUND/ACCOUNT	INVESTMENT VALUE AT COMPUTATION DATE	EARNINGS ON INVESTMENTS	OTHER DEPOSITS (WITHDRAWALS)	FUTURE VALUE AT BOND YIELD 5.1846%	ALLOWABLE EARNINGS
9 / 2 / 2020	2019B ACQUISITION/CONSTRUCTION ACCT		1.63	0.00	0.00	0.00
9 / 2 / 2020	2019B ACQUISITION/CONSTRUCTION ACCT		0.35	0.00	0.00	0.00
9 / 2 / 2020	2019B ACQUISITION/CONSTRUCTION ACCT		1.76	0.00	0.00	0.00
9 / 2 / 2020	2019B ACQUISITION/CONSTRUCTION ACCT		0.28	0.00	0.00	0.00
9 / 2 / 2020	2019B ACQUISITION/CONSTRUCTION ACCT		0.22	0.00	0.00	0.00
9 / 2 / 2020	2019B ACQUISITION/CONSTRUCTION ACCT		0.64	0.00	0.00	0.00
9 / 2 / 2020	2019B ACQUISITION/CONSTRUCTION ACCT		0.14	0.00	0.00	0.00
9 / 2 / 2020	2019B ACQUISITION/CONSTRUCTION ACCT		0.88	0.00	0.00	0.00
9 / 2 / 2020	2019B ACQUISITION/CONSTRUCTION ACCT		0.30	0.00	0.00	0.00
9 / 2 / 2020	2019B ACQUISITION/CONSTRUCTION ACCT		0.14	0.00	0.00	0.00
9 / 2 / 2020	2019B ACQUISITION/CONSTRUCTION ACCT		0.12	0.00	0.00	0.00
9 / 2 / 2020	2019B ACQUISITION/CONSTRUCTION ACCT		0.14	0.00	0.00	0.00
9 / 2 / 2020	2019B ACQUISITION/CONSTRUCTION ACCT		0.12	0.00	0.00	0.00
9 / 2 / 2020	2019B ACQUISITION/CONSTRUCTION ACCT		0.81	0.00	0.00	0.00
9 / 2 / 2020	2019B ACQUISITION/CONSTRUCTION ACCT		0.36	0.00	0.00	0.00
9 / 2 / 2020	2019B ACQUISITION/CONSTRUCTION ACCT		0.68	0.00	0.00	0.00
9 / 28 / 2020	2019B ACQUISITION/CONSTRUCTION ACCT		0.00	(5,848.50)	(6,851.27)	(1,002.77)
9 / 28 / 2020	2019B ACQUISITION/CONSTRUCTION ACCT		0.00	(1,741.50)	(2,040.09)	(298.59)
9 / 28 / 2020	2019B ACQUISITION/CONSTRUCTION ACCT		0.00	(363,321.29)	(425,615.22)	(62,293.93)
9 / 28 / 2020	2019B ACQUISITION/CONSTRUCTION ACCT		0.00	(7,053.37)	(8,262.72)	(1,209.35)
10 / 2 / 2020	2019B ACQUISITION/CONSTRUCTION ACCT		0.10	0.00	0.00	0.00
10 / 2 / 2020	2019B ACQUISITION/CONSTRUCTION ACCT		0.10	0.00	0.00	0.00
10 / 2 / 2020	2019B ACQUISITION/CONSTRUCTION ACCT		0.06	0.00	0.00	0.00
10 / 2 / 2020	2019B ACQUISITION/CONSTRUCTION ACCT		0.31	0.00	0.00	0.00
10 / 2 / 2020	2019B ACQUISITION/CONSTRUCTION ACCT		0.10	0.00	0.00	0.00
10 / 2 / 2020	2019B ACQUISITION/CONSTRUCTION ACCT		0.41	0.00	0.00	0.00
10 / 2 / 2020	2019B ACQUISITION/CONSTRUCTION ACCT		0.10	0.00	0.00	0.00
10 / 2 / 2020	2019B ACQUISITION/CONSTRUCTION ACCT		0.10	0.00	0.00	0.00
10 / 2 / 2020	2019B ACQUISITION/CONSTRUCTION ACCT		0.10	0.00	0.00	0.00
10 / 2 / 2020	2019B ACQUISITION/CONSTRUCTION ACCT		0.10	0.00	0.00	0.00
10 / 2 / 2020	2019B ACQUISITION/CONSTRUCTION ACCT		0.10	0.00	0.00	0.00
10 / 2 / 2020	2019B ACQUISITION/CONSTRUCTION ACCT		0.06	0.00	0.00	0.00
10 / 2 / 2020	2019B ACQUISITION/CONSTRUCTION ACCT		0.06	0.00	0.00	0.00
10 / 2 / 2020	2019B ACQUISITION/CONSTRUCTION ACCT		0.31	0.00	0.00	0.00
10 / 2 / 2020	2019B ACQUISITION/CONSTRUCTION ACCT		0.10	0.00	0.00	0.00
10 / 2 / 2020	2019B ACQUISITION/CONSTRUCTION ACCT		0.10	0.00	0.00	0.00
10 / 2 / 2020	2019B ACQUISITION/CONSTRUCTION ACCT		0.31	0.00	0.00	0.00

PARKLAND PRESERVE COMMUNITY DEVELOPMENT DISTRICT (ST. JOHNS COUNTY, FLORIDA)
 \$11,485,000 SPECIAL ASSESSMENT REVENUE BONDS, SERIES 2019A
 \$3,200,000 SPECIAL ASSESSMENT REVENUE BONDS, SERIES 2019B

SCHEDULE 1 - REBATABLE ARBITRAGE CALCULATION

5 / 31 / 2019 ISSUE DATE
 5 / 31 / 2019 BEGINNING OF COMPUTATION PERIOD
 11 / 1 / 2023 COMPUTATION DATE

DATE	FUND/ACCOUNT	INVESTMENT VALUE AT COMPUTATION DATE	EARNINGS ON INVESTMENTS	OTHER DEPOSITS (WITHDRAWALS)	FUTURE VALUE AT BOND YIELD 5.1846%	ALLOWABLE EARNINGS
10 / 2 / 2020	2019B ACQUISITION/CONSTRUCTION ACCT		0.10	0.00	0.00	0.00
10 / 2 / 2020	2019B ACQUISITION/CONSTRUCTION ACCT		0.10	0.00	0.00	0.00
3 / 9 / 2023	2019B ACQUISITION/CONSTRUCTION ACCT		0.00	(2.62)	(2.71)	(0.09)
		0.00	25,264.27	(25,264.27)	156,912.66	182,176.93
5 / 31 / 2019	INITIAL DEPOSIT		0.00	136,629.21	171,286.84	34,657.63
8 / 2 / 2019	2019B ACQUISITION/CONSTRUCTION ACCT SPINE RD		7.85	0.00	0.00	0.00
8 / 2 / 2019	2019B ACQUISITION/CONSTRUCTION ACCT SPINE RD		7.97	0.00	0.00	0.00
8 / 2 / 2019	2019B ACQUISITION/CONSTRUCTION ACCT SPINE RD		7.83	0.00	0.00	0.00
8 / 2 / 2019	2019B ACQUISITION/CONSTRUCTION ACCT SPINE RD		7.82	0.00	0.00	0.00
8 / 2 / 2019	2019B ACQUISITION/CONSTRUCTION ACCT SPINE RD		23.46	0.00	0.00	0.00
8 / 2 / 2019	2019B ACQUISITION/CONSTRUCTION ACCT SPINE RD		7.84	0.00	0.00	0.00
8 / 2 / 2019	2019B ACQUISITION/CONSTRUCTION ACCT SPINE RD		7.77	0.00	0.00	0.00
9 / 4 / 2019	2019B ACQUISITION/CONSTRUCTION ACCT SPINE RD		7.27	0.00	0.00	0.00
9 / 4 / 2019	2019B ACQUISITION/CONSTRUCTION ACCT SPINE RD		21.67	0.00	0.00	0.00
9 / 4 / 2019	2019B ACQUISITION/CONSTRUCTION ACCT SPINE RD		21.62	0.00	0.00	0.00
9 / 4 / 2019	2019B ACQUISITION/CONSTRUCTION ACCT SPINE RD		7.11	0.00	0.00	0.00
9 / 4 / 2019	2019B ACQUISITION/CONSTRUCTION ACCT SPINE RD		14.19	0.00	0.00	0.00
9 / 4 / 2019	2019B ACQUISITION/CONSTRUCTION ACCT SPINE RD		7.29	0.00	0.00	0.00
9 / 4 / 2019	2019B ACQUISITION/CONSTRUCTION ACCT SPINE RD		7.05	0.00	0.00	0.00
9 / 4 / 2019	2019B ACQUISITION/CONSTRUCTION ACCT SPINE RD		7.17	0.00	0.00	0.00
9 / 4 / 2019	2019B ACQUISITION/CONSTRUCTION ACCT SPINE RD		7.11	0.00	0.00	0.00
9 / 4 / 2019	2019B ACQUISITION/CONSTRUCTION ACCT SPINE RD		7.37	0.00	0.00	0.00
9 / 4 / 2019	2019B ACQUISITION/CONSTRUCTION ACCT SPINE RD		7.17	0.00	0.00	0.00
9 / 4 / 2019	2019B ACQUISITION/CONSTRUCTION ACCT SPINE RD		7.23	0.00	0.00	0.00
9 / 4 / 2019	2019B ACQUISITION/CONSTRUCTION ACCT SPINE RD		7.12	0.00	0.00	0.00
9 / 4 / 2019	2019B ACQUISITION/CONSTRUCTION ACCT SPINE RD		21.02	0.00	0.00	0.00
9 / 4 / 2019	2019B ACQUISITION/CONSTRUCTION ACCT SPINE RD		7.14	0.00	0.00	0.00
9 / 4 / 2019	2019B ACQUISITION/CONSTRUCTION ACCT SPINE RD		7.29	0.00	0.00	0.00
9 / 4 / 2019	2019B ACQUISITION/CONSTRUCTION ACCT SPINE RD		7.02	0.00	0.00	0.00
9 / 4 / 2019	2019B ACQUISITION/CONSTRUCTION ACCT SPINE RD		7.34	0.00	0.00	0.00
9 / 4 / 2019	2019B ACQUISITION/CONSTRUCTION ACCT SPINE RD		22.39	0.00	0.00	0.00
9 / 4 / 2019	2019B ACQUISITION/CONSTRUCTION ACCT SPINE RD		7.24	0.00	0.00	0.00
9 / 4 / 2019	2019B ACQUISITION/CONSTRUCTION ACCT SPINE RD		7.24	0.00	0.00	0.00
9 / 4 / 2019	2019B ACQUISITION/CONSTRUCTION ACCT SPINE RD		7.02	0.00	0.00	0.00
10 / 2 / 2019	2019B ACQUISITION/CONSTRUCTION ACCT SPINE RD		7.14	0.00	0.00	0.00
10 / 2 / 2019	2019B ACQUISITION/CONSTRUCTION ACCT SPINE RD		7.00	0.00	0.00	0.00

PARKLAND PRESERVE COMMUNITY DEVELOPMENT DISTRICT (ST. JOHNS COUNTY, FLORIDA)
 \$11,485,000 SPECIAL ASSESSMENT REVENUE BONDS, SERIES 2019A
 \$3,200,000 SPECIAL ASSESSMENT REVENUE BONDS, SERIES 2019B

SCHEDULE 1 - REBATABLE ARBITRAGE CALCULATION

5 / 31 / 2019 ISSUE DATE
 5 / 31 / 2019 BEGINNING OF COMPUTATION PERIOD
 11 / 1 / 2023 COMPUTATION DATE

DATE	FUND/ACCOUNT	INVESTMENT VALUE AT COMPUTATION DATE	EARNINGS ON INVESTMENTS	OTHER DEPOSITS (WITHDRAWALS)	FUTURE VALUE AT BOND YIELD 5.1846%	ALLOWABLE EARNINGS
10 / 2 / 2019	2019B ACQUISITION/CONSTRUCTION ACCT SPINE RD		19.60	0.00	0.00	0.00
10 / 2 / 2019	2019B ACQUISITION/CONSTRUCTION ACCT SPINE RD		7.00	0.00	0.00	0.00
10 / 2 / 2019	2019B ACQUISITION/CONSTRUCTION ACCT SPINE RD		7.08	0.00	0.00	0.00
10 / 2 / 2019	2019B ACQUISITION/CONSTRUCTION ACCT SPINE RD		7.31	0.00	0.00	0.00
10 / 2 / 2019	2019B ACQUISITION/CONSTRUCTION ACCT SPINE RD		19.28	0.00	0.00	0.00
10 / 2 / 2019	2019B ACQUISITION/CONSTRUCTION ACCT SPINE RD		6.62	0.00	0.00	0.00
10 / 2 / 2019	2019B ACQUISITION/CONSTRUCTION ACCT SPINE RD		7.15	0.00	0.00	0.00
10 / 2 / 2019	2019B ACQUISITION/CONSTRUCTION ACCT SPINE RD		7.15	0.00	0.00	0.00
10 / 2 / 2019	2019B ACQUISITION/CONSTRUCTION ACCT SPINE RD		14.19	0.00	0.00	0.00
10 / 2 / 2019	2019B ACQUISITION/CONSTRUCTION ACCT SPINE RD		7.58	0.00	0.00	0.00
10 / 2 / 2019	2019B ACQUISITION/CONSTRUCTION ACCT SPINE RD		6.99	0.00	0.00	0.00
10 / 2 / 2019	2019B ACQUISITION/CONSTRUCTION ACCT SPINE RD		20.98	0.00	0.00	0.00
10 / 2 / 2019	2019B ACQUISITION/CONSTRUCTION ACCT SPINE RD		11.02	0.00	0.00	0.00
10 / 2 / 2019	2019B ACQUISITION/CONSTRUCTION ACCT SPINE RD		6.47	0.00	0.00	0.00
10 / 2 / 2019	2019B ACQUISITION/CONSTRUCTION ACCT SPINE RD		21.16	0.00	0.00	0.00
10 / 2 / 2019	2019B ACQUISITION/CONSTRUCTION ACCT SPINE RD		7.00	0.00	0.00	0.00
10 / 2 / 2019	2019B ACQUISITION/CONSTRUCTION ACCT SPINE RD		6.64	0.00	0.00	0.00
10 / 2 / 2019	2019B ACQUISITION/CONSTRUCTION ACCT SPINE RD		6.45	0.00	0.00	0.00
10 / 2 / 2019	2019B ACQUISITION/CONSTRUCTION ACCT SPINE RD		6.68	0.00	0.00	0.00
11 / 4 / 2019	2019B ACQUISITION/CONSTRUCTION ACCT SPINE RD		5.92	0.00	0.00	0.00
11 / 4 / 2019	2019B ACQUISITION/CONSTRUCTION ACCT SPINE RD		17.85	0.00	0.00	0.00
11 / 4 / 2019	2019B ACQUISITION/CONSTRUCTION ACCT SPINE RD		6.06	0.00	0.00	0.00
11 / 4 / 2019	2019B ACQUISITION/CONSTRUCTION ACCT SPINE RD		6.15	0.00	0.00	0.00
11 / 4 / 2019	2019B ACQUISITION/CONSTRUCTION ACCT SPINE RD		5.78	0.00	0.00	0.00
11 / 4 / 2019	2019B ACQUISITION/CONSTRUCTION ACCT SPINE RD		6.26	0.00	0.00	0.00
11 / 4 / 2019	2019B ACQUISITION/CONSTRUCTION ACCT SPINE RD		24.51	0.00	0.00	0.00
11 / 4 / 2019	2019B ACQUISITION/CONSTRUCTION ACCT SPINE RD		5.99	0.00	0.00	0.00
11 / 4 / 2019	2019B ACQUISITION/CONSTRUCTION ACCT SPINE RD		6.30	0.00	0.00	0.00
11 / 4 / 2019	2019B ACQUISITION/CONSTRUCTION ACCT SPINE RD		6.32	0.00	0.00	0.00
11 / 4 / 2019	2019B ACQUISITION/CONSTRUCTION ACCT SPINE RD		6.38	0.00	0.00	0.00
11 / 4 / 2019	2019B ACQUISITION/CONSTRUCTION ACCT SPINE RD		6.38	0.00	0.00	0.00
11 / 4 / 2019	2019B ACQUISITION/CONSTRUCTION ACCT SPINE RD		18.82	0.00	0.00	0.00
11 / 4 / 2019	2019B ACQUISITION/CONSTRUCTION ACCT SPINE RD		6.00	0.00	0.00	0.00
11 / 4 / 2019	2019B ACQUISITION/CONSTRUCTION ACCT SPINE RD		5.89	0.00	0.00	0.00
11 / 4 / 2019	2019B ACQUISITION/CONSTRUCTION ACCT SPINE RD		6.03	0.00	0.00	0.00
11 / 4 / 2019	2019B ACQUISITION/CONSTRUCTION ACCT SPINE RD		6.31	0.00	0.00	0.00

PARKLAND PRESERVE COMMUNITY DEVELOPMENT DISTRICT (ST. JOHNS COUNTY, FLORIDA)
 \$11,485,000 SPECIAL ASSESSMENT REVENUE BONDS, SERIES 2019A
 \$3,200,000 SPECIAL ASSESSMENT REVENUE BONDS, SERIES 2019B

SCHEDULE 1 - REBATABLE ARBITRAGE CALCULATION

5 / 31 / 2019 ISSUE DATE
 5 / 31 / 2019 BEGINNING OF COMPUTATION PERIOD
 11 / 1 / 2023 COMPUTATION DATE

DATE	FUND/ACCOUNT	INVESTMENT VALUE AT COMPUTATION DATE	EARNINGS ON INVESTMENTS	OTHER DEPOSITS (WITHDRAWALS)	FUTURE VALUE AT BOND YIELD 5.1846%	ALLOWABLE EARNINGS
11 / 4 / 2019	2019B ACQUISITION/CONSTRUCTION ACCT SPINE RD		6.15	0.00	0.00	0.00
11 / 4 / 2019	2019B ACQUISITION/CONSTRUCTION ACCT SPINE RD		6.28	0.00	0.00	0.00
11 / 4 / 2019	2019B ACQUISITION/CONSTRUCTION ACCT SPINE RD		18.47	0.00	0.00	0.00
11 / 4 / 2019	2019B ACQUISITION/CONSTRUCTION ACCT SPINE RD		5.87	0.00	0.00	0.00
11 / 4 / 2019	2019B ACQUISITION/CONSTRUCTION ACCT SPINE RD		6.14	0.00	0.00	0.00
12 / 3 / 2019	2019B ACQUISITION/CONSTRUCTION ACCT SPINE RD		5.39	0.00	0.00	0.00
12 / 3 / 2019	2019B ACQUISITION/CONSTRUCTION ACCT SPINE RD		11.01	0.00	0.00	0.00
12 / 3 / 2019	2019B ACQUISITION/CONSTRUCTION ACCT SPINE RD		5.46	0.00	0.00	0.00
12 / 3 / 2019	2019B ACQUISITION/CONSTRUCTION ACCT SPINE RD		10.76	0.00	0.00	0.00
12 / 3 / 2019	2019B ACQUISITION/CONSTRUCTION ACCT SPINE RD		5.44	0.00	0.00	0.00
12 / 3 / 2019	2019B ACQUISITION/CONSTRUCTION ACCT SPINE RD		5.42	0.00	0.00	0.00
12 / 3 / 2019	2019B ACQUISITION/CONSTRUCTION ACCT SPINE RD		5.41	0.00	0.00	0.00
12 / 3 / 2019	2019B ACQUISITION/CONSTRUCTION ACCT SPINE RD		5.39	0.00	0.00	0.00
12 / 3 / 2019	2019B ACQUISITION/CONSTRUCTION ACCT SPINE RD		21.52	0.00	0.00	0.00
12 / 3 / 2019	2019B ACQUISITION/CONSTRUCTION ACCT SPINE RD		16.25	0.00	0.00	0.00
12 / 3 / 2019	2019B ACQUISITION/CONSTRUCTION ACCT SPINE RD		5.40	0.00	0.00	0.00
12 / 3 / 2019	2019B ACQUISITION/CONSTRUCTION ACCT SPINE RD		5.43	0.00	0.00	0.00
12 / 3 / 2019	2019B ACQUISITION/CONSTRUCTION ACCT SPINE RD		5.48	0.00	0.00	0.00
12 / 3 / 2019	2019B ACQUISITION/CONSTRUCTION ACCT SPINE RD		5.40	0.00	0.00	0.00
12 / 3 / 2019	2019B ACQUISITION/CONSTRUCTION ACCT SPINE RD		5.38	0.00	0.00	0.00
12 / 3 / 2019	2019B ACQUISITION/CONSTRUCTION ACCT SPINE RD		5.42	0.00	0.00	0.00
12 / 3 / 2019	2019B ACQUISITION/CONSTRUCTION ACCT SPINE RD		16.38	0.00	0.00	0.00
12 / 3 / 2019	2019B ACQUISITION/CONSTRUCTION ACCT SPINE RD		5.42	0.00	0.00	0.00
12 / 3 / 2019	2019B ACQUISITION/CONSTRUCTION ACCT SPINE RD		16.62	0.00	0.00	0.00
1 / 3 / 2020	2019B ACQUISITION/CONSTRUCTION ACCT SPINE RD		5.35	0.00	0.00	0.00
1 / 3 / 2020	2019B ACQUISITION/CONSTRUCTION ACCT SPINE RD		10.52	0.00	0.00	0.00
1 / 3 / 2020	2019B ACQUISITION/CONSTRUCTION ACCT SPINE RD		5.31	0.00	0.00	0.00
1 / 3 / 2020	2019B ACQUISITION/CONSTRUCTION ACCT SPINE RD		5.26	0.00	0.00	0.00
1 / 3 / 2020	2019B ACQUISITION/CONSTRUCTION ACCT SPINE RD		5.30	0.00	0.00	0.00
1 / 3 / 2020	2019B ACQUISITION/CONSTRUCTION ACCT SPINE RD		15.90	0.00	0.00	0.00
1 / 3 / 2020	2019B ACQUISITION/CONSTRUCTION ACCT SPINE RD		5.25	0.00	0.00	0.00
1 / 3 / 2020	2019B ACQUISITION/CONSTRUCTION ACCT SPINE RD		5.28	0.00	0.00	0.00
1 / 3 / 2020	2019B ACQUISITION/CONSTRUCTION ACCT SPINE RD		5.34	0.00	0.00	0.00
1 / 3 / 2020	2019B ACQUISITION/CONSTRUCTION ACCT SPINE RD		5.22	0.00	0.00	0.00
1 / 3 / 2020	2019B ACQUISITION/CONSTRUCTION ACCT SPINE RD		5.51	0.00	0.00	0.00
1 / 3 / 2020	2019B ACQUISITION/CONSTRUCTION ACCT SPINE RD		15.73	0.00	0.00	0.00

PARKLAND PRESERVE COMMUNITY DEVELOPMENT DISTRICT (ST. JOHNS COUNTY, FLORIDA)
 \$11,485,000 SPECIAL ASSESSMENT REVENUE BONDS, SERIES 2019A
 \$3,200,000 SPECIAL ASSESSMENT REVENUE BONDS, SERIES 2019B

SCHEDULE 1 - REBATABLE ARBITRAGE CALCULATION

5 / 31 / 2019 ISSUE DATE
 5 / 31 / 2019 BEGINNING OF COMPUTATION PERIOD
 11 / 1 / 2023 COMPUTATION DATE

DATE	FUND/ACCOUNT	INVESTMENT VALUE AT COMPUTATION DATE	EARNINGS ON INVESTMENTS	OTHER DEPOSITS (WITHDRAWALS)	FUTURE VALUE AT BOND YIELD 5.1846%	ALLOWABLE EARNINGS
1 / 3 / 2020	2019B ACQUISITION/CONSTRUCTION ACCT SPINE RD		5.30	0.00	0.00	0.00
1 / 3 / 2020	2019B ACQUISITION/CONSTRUCTION ACCT SPINE RD		5.39	0.00	0.00	0.00
1 / 3 / 2020	2019B ACQUISITION/CONSTRUCTION ACCT SPINE RD		5.28	0.00	0.00	0.00
1 / 3 / 2020	2019B ACQUISITION/CONSTRUCTION ACCT SPINE RD		5.36	0.00	0.00	0.00
1 / 3 / 2020	2019B ACQUISITION/CONSTRUCTION ACCT SPINE RD		5.48	0.00	0.00	0.00
1 / 3 / 2020	2019B ACQUISITION/CONSTRUCTION ACCT SPINE RD		16.03	0.00	0.00	0.00
1 / 3 / 2020	2019B ACQUISITION/CONSTRUCTION ACCT SPINE RD		5.35	0.00	0.00	0.00
1 / 3 / 2020	2019B ACQUISITION/CONSTRUCTION ACCT SPINE RD		15.80	0.00	0.00	0.00
1 / 3 / 2020	2019B ACQUISITION/CONSTRUCTION ACCT SPINE RD		5.30	0.00	0.00	0.00
1 / 3 / 2020	2019B ACQUISITION/CONSTRUCTION ACCT SPINE RD		5.27	0.00	0.00	0.00
2 / 4 / 2020	2019B ACQUISITION/CONSTRUCTION ACCT SPINE RD		5.23	0.00	0.00	0.00
2 / 4 / 2020	2019B ACQUISITION/CONSTRUCTION ACCT SPINE RD		15.67	0.00	0.00	0.00
2 / 4 / 2020	2019B ACQUISITION/CONSTRUCTION ACCT SPINE RD		5.20	0.00	0.00	0.00
2 / 4 / 2020	2019B ACQUISITION/CONSTRUCTION ACCT SPINE RD		5.28	0.00	0.00	0.00
2 / 4 / 2020	2019B ACQUISITION/CONSTRUCTION ACCT SPINE RD		5.19	0.00	0.00	0.00
2 / 4 / 2020	2019B ACQUISITION/CONSTRUCTION ACCT SPINE RD		5.20	0.00	0.00	0.00
2 / 4 / 2020	2019B ACQUISITION/CONSTRUCTION ACCT SPINE RD		5.21	0.00	0.00	0.00
2 / 4 / 2020	2019B ACQUISITION/CONSTRUCTION ACCT SPINE RD		5.21	0.00	0.00	0.00
2 / 4 / 2020	2019B ACQUISITION/CONSTRUCTION ACCT SPINE RD		5.20	0.00	0.00	0.00
2 / 4 / 2020	2019B ACQUISITION/CONSTRUCTION ACCT SPINE RD		5.19	0.00	0.00	0.00
2 / 4 / 2020	2019B ACQUISITION/CONSTRUCTION ACCT SPINE RD		5.24	0.00	0.00	0.00
2 / 4 / 2020	2019B ACQUISITION/CONSTRUCTION ACCT SPINE RD		5.22	0.00	0.00	0.00
2 / 4 / 2020	2019B ACQUISITION/CONSTRUCTION ACCT SPINE RD		15.62	0.00	0.00	0.00
2 / 4 / 2020	2019B ACQUISITION/CONSTRUCTION ACCT SPINE RD		15.58	0.00	0.00	0.00
2 / 4 / 2020	2019B ACQUISITION/CONSTRUCTION ACCT SPINE RD		5.19	0.00	0.00	0.00
2 / 4 / 2020	2019B ACQUISITION/CONSTRUCTION ACCT SPINE RD		5.20	0.00	0.00	0.00
2 / 4 / 2020	2019B ACQUISITION/CONSTRUCTION ACCT SPINE RD		20.79	0.00	0.00	0.00
2 / 4 / 2020	2019B ACQUISITION/CONSTRUCTION ACCT SPINE RD		5.23	0.00	0.00	0.00
2 / 4 / 2020	2019B ACQUISITION/CONSTRUCTION ACCT SPINE RD		5.19	0.00	0.00	0.00
2 / 4 / 2020	2019B ACQUISITION/CONSTRUCTION ACCT SPINE RD		5.20	0.00	0.00	0.00
2 / 4 / 2020	2019B ACQUISITION/CONSTRUCTION ACCT SPINE RD		5.16	0.00	0.00	0.00
2 / 4 / 2020	2019B ACQUISITION/CONSTRUCTION ACCT SPINE RD		5.21	0.00	0.00	0.00
3 / 3 / 2020	2019B ACQUISITION/CONSTRUCTION ACCT SPINE RD		10.20	0.00	0.00	0.00
3 / 3 / 2020	2019B ACQUISITION/CONSTRUCTION ACCT SPINE RD		5.21	0.00	0.00	0.00
3 / 3 / 2020	2019B ACQUISITION/CONSTRUCTION ACCT SPINE RD		5.20	0.00	0.00	0.00
3 / 3 / 2020	2019B ACQUISITION/CONSTRUCTION ACCT SPINE RD		5.22	0.00	0.00	0.00

PARKLAND PRESERVE COMMUNITY DEVELOPMENT DISTRICT (ST. JOHNS COUNTY, FLORIDA)

\$11,485,000 SPECIAL ASSESSMENT REVENUE BONDS, SERIES 2019A

\$3,200,000 SPECIAL ASSESSMENT REVENUE BONDS, SERIES 2019B

SCHEDULE 1 - REBATABLE ARBITRAGE CALCULATION

5 / 31 / 2019 ISSUE DATE
 5 / 31 / 2019 BEGINNING OF COMPUTATION PERIOD
 11 / 1 / 2023 COMPUTATION DATE

DATE	FUND/ACCOUNT	INVESTMENT VALUE AT COMPUTATION DATE	EARNINGS ON INVESTMENTS	OTHER DEPOSITS (WITHDRAWALS)	FUTURE VALUE AT BOND YIELD 5.1846%	ALLOWABLE EARNINGS
3 / 3 / 2020	2019B ACQUISITION/CONSTRUCTION ACCT SPINE RD		5.24	0.00	0.00	0.00
3 / 3 / 2020	2019B ACQUISITION/CONSTRUCTION ACCT SPINE RD		5.26	0.00	0.00	0.00
3 / 3 / 2020	2019B ACQUISITION/CONSTRUCTION ACCT SPINE RD		5.21	0.00	0.00	0.00
3 / 3 / 2020	2019B ACQUISITION/CONSTRUCTION ACCT SPINE RD		15.64	0.00	0.00	0.00
3 / 3 / 2020	2019B ACQUISITION/CONSTRUCTION ACCT SPINE RD		5.21	0.00	0.00	0.00
3 / 3 / 2020	2019B ACQUISITION/CONSTRUCTION ACCT SPINE RD		10.49	0.00	0.00	0.00
3 / 3 / 2020	2019B ACQUISITION/CONSTRUCTION ACCT SPINE RD		5.26	0.00	0.00	0.00
3 / 3 / 2020	2019B ACQUISITION/CONSTRUCTION ACCT SPINE RD		5.21	0.00	0.00	0.00
3 / 3 / 2020	2019B ACQUISITION/CONSTRUCTION ACCT SPINE RD		15.69	0.00	0.00	0.00
3 / 3 / 2020	2019B ACQUISITION/CONSTRUCTION ACCT SPINE RD		5.23	0.00	0.00	0.00
3 / 3 / 2020	2019B ACQUISITION/CONSTRUCTION ACCT SPINE RD		5.20	0.00	0.00	0.00
3 / 3 / 2020	2019B ACQUISITION/CONSTRUCTION ACCT SPINE RD		5.25	0.00	0.00	0.00
3 / 3 / 2020	2019B ACQUISITION/CONSTRUCTION ACCT SPINE RD		5.24	0.00	0.00	0.00
3 / 3 / 2020	2019B ACQUISITION/CONSTRUCTION ACCT SPINE RD		5.22	0.00	0.00	0.00
3 / 3 / 2020	2019B ACQUISITION/CONSTRUCTION ACCT SPINE RD		20.91	0.00	0.00	0.00
3 / 3 / 2020	2019B ACQUISITION/CONSTRUCTION ACCT SPINE RD		5.24	0.00	0.00	0.00
4 / 2 / 2020	2019B ACQUISITION/CONSTRUCTION ACCT SPINE RD		4.20	0.00	0.00	0.00
4 / 2 / 2020	2019B ACQUISITION/CONSTRUCTION ACCT SPINE RD		1.50	0.00	0.00	0.00
4 / 2 / 2020	2019B ACQUISITION/CONSTRUCTION ACCT SPINE RD		5.15	0.00	0.00	0.00
4 / 2 / 2020	2019B ACQUISITION/CONSTRUCTION ACCT SPINE RD		1.16	0.00	0.00	0.00
4 / 2 / 2020	2019B ACQUISITION/CONSTRUCTION ACCT SPINE RD		4.04	0.00	0.00	0.00
4 / 2 / 2020	2019B ACQUISITION/CONSTRUCTION ACCT SPINE RD		5.10	0.00	0.00	0.00
4 / 2 / 2020	2019B ACQUISITION/CONSTRUCTION ACCT SPINE RD		1.07	0.00	0.00	0.00
4 / 2 / 2020	2019B ACQUISITION/CONSTRUCTION ACCT SPINE RD		2.41	0.00	0.00	0.00
4 / 2 / 2020	2019B ACQUISITION/CONSTRUCTION ACCT SPINE RD		5.15	0.00	0.00	0.00
4 / 2 / 2020	2019B ACQUISITION/CONSTRUCTION ACCT SPINE RD		11.24	0.00	0.00	0.00
4 / 2 / 2020	2019B ACQUISITION/CONSTRUCTION ACCT SPINE RD		4.24	0.00	0.00	0.00
4 / 2 / 2020	2019B ACQUISITION/CONSTRUCTION ACCT SPINE RD		1.81	0.00	0.00	0.00
4 / 2 / 2020	2019B ACQUISITION/CONSTRUCTION ACCT SPINE RD		0.95	0.00	0.00	0.00
4 / 2 / 2020	2019B ACQUISITION/CONSTRUCTION ACCT SPINE RD		3.92	0.00	0.00	0.00
4 / 2 / 2020	2019B ACQUISITION/CONSTRUCTION ACCT SPINE RD		1.32	0.00	0.00	0.00
4 / 2 / 2020	2019B ACQUISITION/CONSTRUCTION ACCT SPINE RD		1.43	0.00	0.00	0.00
4 / 2 / 2020	2019B ACQUISITION/CONSTRUCTION ACCT SPINE RD		4.39	0.00	0.00	0.00
4 / 2 / 2020	2019B ACQUISITION/CONSTRUCTION ACCT SPINE RD		0.92	0.00	0.00	0.00
4 / 2 / 2020	2019B ACQUISITION/CONSTRUCTION ACCT SPINE RD		12.33	0.00	0.00	0.00
4 / 2 / 2020	2019B ACQUISITION/CONSTRUCTION ACCT SPINE RD		3.83	0.00	0.00	0.00

PARKLAND PRESERVE COMMUNITY DEVELOPMENT DISTRICT (ST. JOHNS COUNTY, FLORIDA)
 \$11,485,000 SPECIAL ASSESSMENT REVENUE BONDS, SERIES 2019A
 \$3,200,000 SPECIAL ASSESSMENT REVENUE BONDS, SERIES 2019B

SCHEDULE 1 - REBATABLE ARBITRAGE CALCULATION

5 / 31 / 2019 ISSUE DATE
 5 / 31 / 2019 BEGINNING OF COMPUTATION PERIOD
 11 / 1 / 2023 COMPUTATION DATE

DATE	FUND/ACCOUNT	INVESTMENT VALUE AT COMPUTATION DATE	EARNINGS ON INVESTMENTS	OTHER DEPOSITS (WITHDRAWALS)	FUTURE VALUE AT BOND YIELD 5.1846%	ALLOWABLE EARNINGS
4 / 2 / 2020	2019B ACQUISITION/CONSTRUCTION ACCT SPINE RD		3.05	0.00	0.00	0.00
4 / 2 / 2020	2019B ACQUISITION/CONSTRUCTION ACCT SPINE RD		1.02	0.00	0.00	0.00
4 / 2 / 2020	2019B ACQUISITION/CONSTRUCTION ACCT SPINE RD		3.90	0.00	0.00	0.00
5 / 4 / 2020	2019B ACQUISITION/CONSTRUCTION ACCT SPINE RD		0.86	0.00	0.00	0.00
5 / 4 / 2020	2019B ACQUISITION/CONSTRUCTION ACCT SPINE RD		1.30	0.00	0.00	0.00
5 / 4 / 2020	2019B ACQUISITION/CONSTRUCTION ACCT SPINE RD		0.44	0.00	0.00	0.00
5 / 4 / 2020	2019B ACQUISITION/CONSTRUCTION ACCT SPINE RD		0.90	0.00	0.00	0.00
5 / 4 / 2020	2019B ACQUISITION/CONSTRUCTION ACCT SPINE RD		0.82	0.00	0.00	0.00
5 / 4 / 2020	2019B ACQUISITION/CONSTRUCTION ACCT SPINE RD		3.09	0.00	0.00	0.00
5 / 4 / 2020	2019B ACQUISITION/CONSTRUCTION ACCT SPINE RD		0.46	0.00	0.00	0.00
5 / 4 / 2020	2019B ACQUISITION/CONSTRUCTION ACCT SPINE RD		1.71	0.00	0.00	0.00
5 / 4 / 2020	2019B ACQUISITION/CONSTRUCTION ACCT SPINE RD		0.45	0.00	0.00	0.00
5 / 4 / 2020	2019B ACQUISITION/CONSTRUCTION ACCT SPINE RD		0.88	0.00	0.00	0.00
5 / 4 / 2020	2019B ACQUISITION/CONSTRUCTION ACCT SPINE RD		0.40	0.00	0.00	0.00
5 / 4 / 2020	2019B ACQUISITION/CONSTRUCTION ACCT SPINE RD		0.54	0.00	0.00	0.00
5 / 4 / 2020	2019B ACQUISITION/CONSTRUCTION ACCT SPINE RD		0.54	0.00	0.00	0.00
5 / 4 / 2020	2019B ACQUISITION/CONSTRUCTION ACCT SPINE RD		0.41	0.00	0.00	0.00
5 / 4 / 2020	2019B ACQUISITION/CONSTRUCTION ACCT SPINE RD		0.84	0.00	0.00	0.00
5 / 4 / 2020	2019B ACQUISITION/CONSTRUCTION ACCT SPINE RD		0.33	0.00	0.00	0.00
5 / 4 / 2020	2019B ACQUISITION/CONSTRUCTION ACCT SPINE RD		2.69	0.00	0.00	0.00
5 / 4 / 2020	2019B ACQUISITION/CONSTRUCTION ACCT SPINE RD		0.27	0.00	0.00	0.00
5 / 4 / 2020	2019B ACQUISITION/CONSTRUCTION ACCT SPINE RD		0.39	0.00	0.00	0.00
5 / 4 / 2020	2019B ACQUISITION/CONSTRUCTION ACCT SPINE RD		0.46	0.00	0.00	0.00
5 / 4 / 2020	2019B ACQUISITION/CONSTRUCTION ACCT SPINE RD		0.44	0.00	0.00	0.00
6 / 2 / 2020	2019B ACQUISITION/CONSTRUCTION ACCT SPINE RD		0.28	0.00	0.00	0.00
6 / 2 / 2020	2019B ACQUISITION/CONSTRUCTION ACCT SPINE RD		0.23	0.00	0.00	0.00
6 / 2 / 2020	2019B ACQUISITION/CONSTRUCTION ACCT SPINE RD		0.32	0.00	0.00	0.00
6 / 2 / 2020	2019B ACQUISITION/CONSTRUCTION ACCT SPINE RD		0.24	0.00	0.00	0.00
6 / 2 / 2020	2019B ACQUISITION/CONSTRUCTION ACCT SPINE RD		0.30	0.00	0.00	0.00
6 / 2 / 2020	2019B ACQUISITION/CONSTRUCTION ACCT SPINE RD		0.33	0.00	0.00	0.00
6 / 2 / 2020	2019B ACQUISITION/CONSTRUCTION ACCT SPINE RD		0.88	0.00	0.00	0.00
6 / 2 / 2020	2019B ACQUISITION/CONSTRUCTION ACCT SPINE RD		0.91	0.00	0.00	0.00
6 / 2 / 2020	2019B ACQUISITION/CONSTRUCTION ACCT SPINE RD		0.28	0.00	0.00	0.00
6 / 2 / 2020	2019B ACQUISITION/CONSTRUCTION ACCT SPINE RD		0.85	0.00	0.00	0.00
6 / 2 / 2020	2019B ACQUISITION/CONSTRUCTION ACCT SPINE RD		0.24	0.00	0.00	0.00
6 / 2 / 2020	2019B ACQUISITION/CONSTRUCTION ACCT SPINE RD		0.90	0.00	0.00	0.00

PARKLAND PRESERVE COMMUNITY DEVELOPMENT DISTRICT (ST. JOHNS COUNTY, FLORIDA)
 \$11,485,000 SPECIAL ASSESSMENT REVENUE BONDS, SERIES 2019A
 \$3,200,000 SPECIAL ASSESSMENT REVENUE BONDS, SERIES 2019B

SCHEDULE 1 - REBATABLE ARBITRAGE CALCULATION

5 / 31 / 2019 ISSUE DATE
 5 / 31 / 2019 BEGINNING OF COMPUTATION PERIOD
 11 / 1 / 2023 COMPUTATION DATE

DATE	FUND/ACCOUNT	INVESTMENT VALUE AT COMPUTATION DATE	EARNINGS ON INVESTMENTS	OTHER DEPOSITS (WITHDRAWALS)	FUTURE VALUE AT BOND YIELD 5.1846%	ALLOWABLE EARNINGS
6 / 2 / 2020	2019B ACQUISITION/CONSTRUCTION ACCT SPINE RD		0.33	0.00	0.00	0.00
6 / 2 / 2020	2019B ACQUISITION/CONSTRUCTION ACCT SPINE RD		1.12	0.00	0.00	0.00
6 / 2 / 2020	2019B ACQUISITION/CONSTRUCTION ACCT SPINE RD		0.23	0.00	0.00	0.00
6 / 2 / 2020	2019B ACQUISITION/CONSTRUCTION ACCT SPINE RD		0.30	0.00	0.00	0.00
6 / 2 / 2020	2019B ACQUISITION/CONSTRUCTION ACCT SPINE RD		0.34	0.00	0.00	0.00
6 / 2 / 2020	2019B ACQUISITION/CONSTRUCTION ACCT SPINE RD		0.33	0.00	0.00	0.00
6 / 2 / 2020	2019B ACQUISITION/CONSTRUCTION ACCT SPINE RD		0.28	0.00	0.00	0.00
6 / 2 / 2020	2019B ACQUISITION/CONSTRUCTION ACCT SPINE RD		0.25	0.00	0.00	0.00
7 / 2 / 2020	2019B ACQUISITION/CONSTRUCTION ACCT SPINE RD		0.20	0.00	0.00	0.00
7 / 2 / 2020	2019B ACQUISITION/CONSTRUCTION ACCT SPINE RD		0.19	0.00	0.00	0.00
7 / 2 / 2020	2019B ACQUISITION/CONSTRUCTION ACCT SPINE RD		0.68	0.00	0.00	0.00
7 / 2 / 2020	2019B ACQUISITION/CONSTRUCTION ACCT SPINE RD		0.13	0.00	0.00	0.00
7 / 2 / 2020	2019B ACQUISITION/CONSTRUCTION ACCT SPINE RD		0.20	0.00	0.00	0.00
7 / 2 / 2020	2019B ACQUISITION/CONSTRUCTION ACCT SPINE RD		0.59	0.00	0.00	0.00
7 / 2 / 2020	2019B ACQUISITION/CONSTRUCTION ACCT SPINE RD		0.21	0.00	0.00	0.00
7 / 2 / 2020	2019B ACQUISITION/CONSTRUCTION ACCT SPINE RD		0.20	0.00	0.00	0.00
7 / 2 / 2020	2019B ACQUISITION/CONSTRUCTION ACCT SPINE RD		0.26	0.00	0.00	0.00
7 / 2 / 2020	2019B ACQUISITION/CONSTRUCTION ACCT SPINE RD		0.19	0.00	0.00	0.00
7 / 2 / 2020	2019B ACQUISITION/CONSTRUCTION ACCT SPINE RD		0.55	0.00	0.00	0.00
7 / 2 / 2020	2019B ACQUISITION/CONSTRUCTION ACCT SPINE RD		0.19	0.00	0.00	0.00
7 / 2 / 2020	2019B ACQUISITION/CONSTRUCTION ACCT SPINE RD		0.21	0.00	0.00	0.00
7 / 2 / 2020	2019B ACQUISITION/CONSTRUCTION ACCT SPINE RD		0.18	0.00	0.00	0.00
7 / 2 / 2020	2019B ACQUISITION/CONSTRUCTION ACCT SPINE RD		0.25	0.00	0.00	0.00
7 / 2 / 2020	2019B ACQUISITION/CONSTRUCTION ACCT SPINE RD		0.21	0.00	0.00	0.00
7 / 2 / 2020	2019B ACQUISITION/CONSTRUCTION ACCT SPINE RD		0.25	0.00	0.00	0.00
7 / 2 / 2020	2019B ACQUISITION/CONSTRUCTION ACCT SPINE RD		0.17	0.00	0.00	0.00
7 / 2 / 2020	2019B ACQUISITION/CONSTRUCTION ACCT SPINE RD		0.19	0.00	0.00	0.00
7 / 2 / 2020	2019B ACQUISITION/CONSTRUCTION ACCT SPINE RD		0.26	0.00	0.00	0.00
7 / 2 / 2020	2019B ACQUISITION/CONSTRUCTION ACCT SPINE RD		0.58	0.00	0.00	0.00
7 / 2 / 2020	2019B ACQUISITION/CONSTRUCTION ACCT SPINE RD		0.23	0.00	0.00	0.00
8 / 4 / 2020	2019B ACQUISITION/CONSTRUCTION ACCT SPINE RD		0.10	0.00	0.00	0.00
8 / 4 / 2020	2019B ACQUISITION/CONSTRUCTION ACCT SPINE RD		0.18	0.00	0.00	0.00
8 / 4 / 2020	2019B ACQUISITION/CONSTRUCTION ACCT SPINE RD		0.14	0.00	0.00	0.00
8 / 4 / 2020	2019B ACQUISITION/CONSTRUCTION ACCT SPINE RD		0.23	0.00	0.00	0.00
8 / 4 / 2020	2019B ACQUISITION/CONSTRUCTION ACCT SPINE RD		0.13	0.00	0.00	0.00
8 / 4 / 2020	2019B ACQUISITION/CONSTRUCTION ACCT SPINE RD		0.48	0.00	0.00	0.00

PARKLAND PRESERVE COMMUNITY DEVELOPMENT DISTRICT (ST. JOHNS COUNTY, FLORIDA)
 \$11,485,000 SPECIAL ASSESSMENT REVENUE BONDS, SERIES 2019A
 \$3,200,000 SPECIAL ASSESSMENT REVENUE BONDS, SERIES 2019B

SCHEDULE 1 - REBATABLE ARBITRAGE CALCULATION

5 / 31 / 2019 ISSUE DATE
 5 / 31 / 2019 BEGINNING OF COMPUTATION PERIOD
 11 / 1 / 2023 COMPUTATION DATE

DATE	FUND/ACCOUNT	INVESTMENT VALUE AT COMPUTATION DATE	EARNINGS ON INVESTMENTS	OTHER DEPOSITS (WITHDRAWALS)	FUTURE VALUE AT BOND YIELD 5.1846%	ALLOWABLE EARNINGS
8 / 4 / 2020	2019B ACQUISITION/CONSTRUCTION ACCT SPINE RD		0.13	0.00	0.00	0.00
8 / 4 / 2020	2019B ACQUISITION/CONSTRUCTION ACCT SPINE RD		0.19	0.00	0.00	0.00
8 / 4 / 2020	2019B ACQUISITION/CONSTRUCTION ACCT SPINE RD		0.68	0.00	0.00	0.00
8 / 4 / 2020	2019B ACQUISITION/CONSTRUCTION ACCT SPINE RD		0.14	0.00	0.00	0.00
8 / 4 / 2020	2019B ACQUISITION/CONSTRUCTION ACCT SPINE RD		0.16	0.00	0.00	0.00
8 / 4 / 2020	2019B ACQUISITION/CONSTRUCTION ACCT SPINE RD		0.13	0.00	0.00	0.00
8 / 4 / 2020	2019B ACQUISITION/CONSTRUCTION ACCT SPINE RD		0.16	0.00	0.00	0.00
8 / 4 / 2020	2019B ACQUISITION/CONSTRUCTION ACCT SPINE RD		0.11	0.00	0.00	0.00
8 / 4 / 2020	2019B ACQUISITION/CONSTRUCTION ACCT SPINE RD		0.15	0.00	0.00	0.00
8 / 4 / 2020	2019B ACQUISITION/CONSTRUCTION ACCT SPINE RD		0.20	0.00	0.00	0.00
8 / 4 / 2020	2019B ACQUISITION/CONSTRUCTION ACCT SPINE RD		0.44	0.00	0.00	0.00
8 / 4 / 2020	2019B ACQUISITION/CONSTRUCTION ACCT SPINE RD		0.21	0.00	0.00	0.00
8 / 4 / 2020	2019B ACQUISITION/CONSTRUCTION ACCT SPINE RD		0.60	0.00	0.00	0.00
8 / 4 / 2020	2019B ACQUISITION/CONSTRUCTION ACCT SPINE RD		0.15	0.00	0.00	0.00
8 / 4 / 2020	2019B ACQUISITION/CONSTRUCTION ACCT SPINE RD		0.15	0.00	0.00	0.00
9 / 2 / 2020	2019B ACQUISITION/CONSTRUCTION ACCT SPINE RD		0.02	0.00	0.00	0.00
9 / 2 / 2020	2019B ACQUISITION/CONSTRUCTION ACCT SPINE RD		0.02	0.00	0.00	0.00
9 / 2 / 2020	2019B ACQUISITION/CONSTRUCTION ACCT SPINE RD		0.02	0.00	0.00	0.00
9 / 2 / 2020	2019B ACQUISITION/CONSTRUCTION ACCT SPINE RD		0.02	0.00	0.00	0.00
9 / 2 / 2020	2019B ACQUISITION/CONSTRUCTION ACCT SPINE RD		0.06	0.00	0.00	0.00
9 / 2 / 2020	2019B ACQUISITION/CONSTRUCTION ACCT SPINE RD		0.02	0.00	0.00	0.00
9 / 2 / 2020	2019B ACQUISITION/CONSTRUCTION ACCT SPINE RD		0.03	0.00	0.00	0.00
9 / 2 / 2020	2019B ACQUISITION/CONSTRUCTION ACCT SPINE RD		0.02	0.00	0.00	0.00
9 / 2 / 2020	2019B ACQUISITION/CONSTRUCTION ACCT SPINE RD		0.02	0.00	0.00	0.00
9 / 2 / 2020	2019B ACQUISITION/CONSTRUCTION ACCT SPINE RD		0.04	0.00	0.00	0.00
9 / 2 / 2020	2019B ACQUISITION/CONSTRUCTION ACCT SPINE RD		0.02	0.00	0.00	0.00
9 / 2 / 2020	2019B ACQUISITION/CONSTRUCTION ACCT SPINE RD		0.05	0.00	0.00	0.00
9 / 2 / 2020	2019B ACQUISITION/CONSTRUCTION ACCT SPINE RD		0.04	0.00	0.00	0.00
9 / 2 / 2020	2019B ACQUISITION/CONSTRUCTION ACCT SPINE RD		0.09	0.00	0.00	0.00
9 / 2 / 2020	2019B ACQUISITION/CONSTRUCTION ACCT SPINE RD		0.02	0.00	0.00	0.00
9 / 2 / 2020	2019B ACQUISITION/CONSTRUCTION ACCT SPINE RD		0.07	0.00	0.00	0.00
9 / 2 / 2020	2019B ACQUISITION/CONSTRUCTION ACCT SPINE RD		0.04	0.00	0.00	0.00
9 / 2 / 2020	2019B ACQUISITION/CONSTRUCTION ACCT SPINE RD		0.04	0.00	0.00	0.00
9 / 2 / 2020	2019B ACQUISITION/CONSTRUCTION ACCT SPINE RD		0.09	0.00	0.00	0.00
9 / 2 / 2020	2019B ACQUISITION/CONSTRUCTION ACCT SPINE RD		0.02	0.00	0.00	0.00
9 / 2 / 2020	2019B ACQUISITION/CONSTRUCTION ACCT SPINE RD		0.01	0.00	0.00	0.00

PARKLAND PRESERVE COMMUNITY DEVELOPMENT DISTRICT (ST. JOHNS COUNTY, FLORIDA)
 \$11,485,000 SPECIAL ASSESSMENT REVENUE BONDS, SERIES 2019A
 \$3,200,000 SPECIAL ASSESSMENT REVENUE BONDS, SERIES 2019B

SCHEDULE 1 - REBATABLE ARBITRAGE CALCULATION

5 / 31 / 2019 ISSUE DATE
 5 / 31 / 2019 BEGINNING OF COMPUTATION PERIOD
 11 / 1 / 2023 COMPUTATION DATE

DATE	FUND/ACCOUNT	INVESTMENT VALUE AT COMPUTATION DATE	EARNINGS ON INVESTMENTS	OTHER DEPOSITS (WITHDRAWALS)	FUTURE VALUE AT BOND YIELD 5.1846%	ALLOWABLE EARNINGS
10 / 2 / 2020	2019B ACQUISITION/CONSTRUCTION ACCT SPINE RD		1.10	0.00	0.00	0.00
11 / 3 / 2020	2019B ACQUISITION/CONSTRUCTION ACCT SPINE RD		1.20	0.00	0.00	0.00
12 / 2 / 2020	2019B ACQUISITION/CONSTRUCTION ACCT SPINE RD		0.10	0.00	0.00	0.00
12 / 2 / 2020	2019B ACQUISITION/CONSTRUCTION ACCT SPINE RD		0.11	0.00	0.00	0.00
12 / 2 / 2020	2019B ACQUISITION/CONSTRUCTION ACCT SPINE RD		0.04	0.00	0.00	0.00
12 / 2 / 2020	2019B ACQUISITION/CONSTRUCTION ACCT SPINE RD		0.04	0.00	0.00	0.00
12 / 2 / 2020	2019B ACQUISITION/CONSTRUCTION ACCT SPINE RD		0.11	0.00	0.00	0.00
12 / 2 / 2020	2019B ACQUISITION/CONSTRUCTION ACCT SPINE RD		0.10	0.00	0.00	0.00
12 / 2 / 2020	2019B ACQUISITION/CONSTRUCTION ACCT SPINE RD		0.04	0.00	0.00	0.00
12 / 2 / 2020	2019B ACQUISITION/CONSTRUCTION ACCT SPINE RD		0.04	0.00	0.00	0.00
12 / 2 / 2020	2019B ACQUISITION/CONSTRUCTION ACCT SPINE RD		0.04	0.00	0.00	0.00
12 / 2 / 2020	2019B ACQUISITION/CONSTRUCTION ACCT SPINE RD		0.04	0.00	0.00	0.00
12 / 2 / 2020	2019B ACQUISITION/CONSTRUCTION ACCT SPINE RD		0.04	0.00	0.00	0.00
12 / 2 / 2020	2019B ACQUISITION/CONSTRUCTION ACCT SPINE RD		0.29	0.00	0.00	0.00
12 / 2 / 2020	2019B ACQUISITION/CONSTRUCTION ACCT SPINE RD		0.04	0.00	0.00	0.00
12 / 2 / 2020	2019B ACQUISITION/CONSTRUCTION ACCT SPINE RD		0.08	0.00	0.00	0.00
12 / 2 / 2020	2019B ACQUISITION/CONSTRUCTION ACCT SPINE RD		0.20	0.00	0.00	0.00
12 / 2 / 2020	2019B ACQUISITION/CONSTRUCTION ACCT SPINE RD		0.04	0.00	0.00	0.00
12 / 2 / 2020	2019B ACQUISITION/CONSTRUCTION ACCT SPINE RD		0.04	0.00	0.00	0.00
12 / 2 / 2020	2019B ACQUISITION/CONSTRUCTION ACCT SPINE RD		0.04	0.00	0.00	0.00
12 / 2 / 2020	2019B ACQUISITION/CONSTRUCTION ACCT SPINE RD		0.11	0.00	0.00	0.00
12 / 2 / 2020	2019B ACQUISITION/CONSTRUCTION ACCT SPINE RD		0.04	0.00	0.00	0.00
12 / 2 / 2020	2019B ACQUISITION/CONSTRUCTION ACCT SPINE RD		0.10	0.00	0.00	0.00
1 / 5 / 2021	2019B ACQUISITION/CONSTRUCTION ACCT SPINE RD		1.20	0.00	0.00	0.00
2 / 2 / 2021	2019B ACQUISITION/CONSTRUCTION ACCT SPINE RD		0.67	0.00	0.00	0.00
3 / 2 / 2021	2019B ACQUISITION/CONSTRUCTION ACCT SPINE RD		0.60	0.00	0.00	0.00
4 / 5 / 2021	2019B ACQUISITION/CONSTRUCTION ACCT SPINE RD		0.66	0.00	0.00	0.00
5 / 4 / 2021	2019B ACQUISITION/CONSTRUCTION ACCT SPINE RD		0.64	0.00	0.00	0.00
6 / 2 / 2021	2019B ACQUISITION/CONSTRUCTION ACCT SPINE RD		0.66	0.00	0.00	0.00
7 / 2 / 2021	2019B ACQUISITION/CONSTRUCTION ACCT SPINE RD		0.64	0.00	0.00	0.00
7 / 14 / 2021	2019B ACQUISITION/CONSTRUCTION ACCT SPINE RD		0.00	(3,609.01)	(4,059.33)	(450.32)
7 / 14 / 2021	2019B ACQUISITION/CONSTRUCTION ACCT SPINE RD		0.00	(54,690.13)	(61,514.16)	(6,824.03)
7 / 14 / 2021	2019B ACQUISITION/CONSTRUCTION ACCT SPINE RD		0.00	(31,000.70)	(34,868.85)	(3,868.15)
8 / 3 / 2021	2019B ACQUISITION/CONSTRUCTION ACCT SPINE RD		0.44	0.00	0.00	0.00
9 / 2 / 2021	2019B ACQUISITION/CONSTRUCTION ACCT SPINE RD		0.27	0.00	0.00	0.00
10 / 4 / 2021	2019B ACQUISITION/CONSTRUCTION ACCT SPINE RD		0.26	0.00	0.00	0.00
11 / 2 / 2021	2019B ACQUISITION/CONSTRUCTION ACCT SPINE RD		0.26	0.00	0.00	0.00

PARKLAND PRESERVE COMMUNITY DEVELOPMENT DISTRICT (ST. JOHNS COUNTY, FLORIDA)
 \$11,485,000 SPECIAL ASSESSMENT REVENUE BONDS, SERIES 2019A
 \$3,200,000 SPECIAL ASSESSMENT REVENUE BONDS, SERIES 2019B

SCHEDULE 1 - REBATABLE ARBITRAGE CALCULATION

5 / 31 / 2019 ISSUE DATE
 5 / 31 / 2019 BEGINNING OF COMPUTATION PERIOD
 11 / 1 / 2023 COMPUTATION DATE

DATE	FUND/ACCOUNT	INVESTMENT VALUE AT COMPUTATION DATE	EARNINGS ON INVESTMENTS	OTHER DEPOSITS (WITHDRAWALS)	FUTURE VALUE AT BOND YIELD 5.1846%	ALLOWABLE EARNINGS
12 / 2 / 2021	2019B ACQUISITION/CONSTRUCTION ACCT SPINE RD		0.26	0.00	0.00	0.00
1 / 4 / 2022	2019B ACQUISITION/CONSTRUCTION ACCT SPINE RD		0.27	0.00	0.00	0.00
1 / 7 / 2022	2019B ACQUISITION/CONSTRUCTION ACCT SPINE RD		0.00	(48,797.11)	(53,552.25)	(4,755.14)
2 / 2 / 2022	2019B ACQUISITION/CONSTRUCTION ACCT SPINE RD		0.06	0.00	0.00	0.00
3 / 9 / 2023	2019B ACQUISITION/CONSTRUCTION ACCT SPINE RD		0.00	(0.33)	(0.34)	(0.01)
		<u>0.00</u>	<u>1,468.07</u>	<u>(1,468.07)</u>	<u>17,291.91</u>	<u>18,759.98</u>
5 / 31 / 2019	INITIAL DEPOSIT		0.00	185,000.00	231,927.46	46,927.46
8 / 2 / 2019	2019B ACQUISITION/CONSTRUCTION ACCT PARCEL 14		10.61	0.00	0.00	0.00
8 / 2 / 2019	2019B ACQUISITION/CONSTRUCTION ACCT PARCEL 14		10.79	0.00	0.00	0.00
8 / 2 / 2019	2019B ACQUISITION/CONSTRUCTION ACCT PARCEL 14		10.62	0.00	0.00	0.00
8 / 2 / 2019	2019B ACQUISITION/CONSTRUCTION ACCT PARCEL 14		31.77	0.00	0.00	0.00
8 / 2 / 2019	2019B ACQUISITION/CONSTRUCTION ACCT PARCEL 14		10.63	0.00	0.00	0.00
8 / 2 / 2019	2019B ACQUISITION/CONSTRUCTION ACCT PARCEL 14		10.52	0.00	0.00	0.00
8 / 2 / 2019	2019B ACQUISITION/CONSTRUCTION ACCT PARCEL 14		10.59	0.00	0.00	0.00
9 / 4 / 2019	2019B ACQUISITION/CONSTRUCTION ACCT PARCEL 14		29.34	0.00	0.00	0.00
9 / 4 / 2019	2019B ACQUISITION/CONSTRUCTION ACCT PARCEL 14		9.80	0.00	0.00	0.00
9 / 4 / 2019	2019B ACQUISITION/CONSTRUCTION ACCT PARCEL 14		9.55	0.00	0.00	0.00
9 / 4 / 2019	2019B ACQUISITION/CONSTRUCTION ACCT PARCEL 14		9.64	0.00	0.00	0.00
9 / 4 / 2019	2019B ACQUISITION/CONSTRUCTION ACCT PARCEL 14		9.63	0.00	0.00	0.00
9 / 4 / 2019	2019B ACQUISITION/CONSTRUCTION ACCT PARCEL 14		9.80	0.00	0.00	0.00
9 / 4 / 2019	2019B ACQUISITION/CONSTRUCTION ACCT PARCEL 14		29.27	0.00	0.00	0.00
9 / 4 / 2019	2019B ACQUISITION/CONSTRUCTION ACCT PARCEL 14		9.85	0.00	0.00	0.00
9 / 4 / 2019	2019B ACQUISITION/CONSTRUCTION ACCT PARCEL 14		9.67	0.00	0.00	0.00
9 / 4 / 2019	2019B ACQUISITION/CONSTRUCTION ACCT PARCEL 14		28.46	0.00	0.00	0.00
9 / 4 / 2019	2019B ACQUISITION/CONSTRUCTION ACCT PARCEL 14		9.86	0.00	0.00	0.00
9 / 4 / 2019	2019B ACQUISITION/CONSTRUCTION ACCT PARCEL 14		9.79	0.00	0.00	0.00
9 / 4 / 2019	2019B ACQUISITION/CONSTRUCTION ACCT PARCEL 14		9.93	0.00	0.00	0.00
9 / 4 / 2019	2019B ACQUISITION/CONSTRUCTION ACCT PARCEL 14		9.87	0.00	0.00	0.00
9 / 4 / 2019	2019B ACQUISITION/CONSTRUCTION ACCT PARCEL 14		30.32	0.00	0.00	0.00
9 / 4 / 2019	2019B ACQUISITION/CONSTRUCTION ACCT PARCEL 14		9.50	0.00	0.00	0.00
9 / 4 / 2019	2019B ACQUISITION/CONSTRUCTION ACCT PARCEL 14		9.50	0.00	0.00	0.00
9 / 4 / 2019	2019B ACQUISITION/CONSTRUCTION ACCT PARCEL 14		9.71	0.00	0.00	0.00
9 / 4 / 2019	2019B ACQUISITION/CONSTRUCTION ACCT PARCEL 14		9.63	0.00	0.00	0.00
9 / 4 / 2019	2019B ACQUISITION/CONSTRUCTION ACCT PARCEL 14		19.22	0.00	0.00	0.00
9 / 4 / 2019	2019B ACQUISITION/CONSTRUCTION ACCT PARCEL 14		9.98	0.00	0.00	0.00
9 / 4 / 2019	2019B ACQUISITION/CONSTRUCTION ACCT PARCEL 14		9.71	0.00	0.00	0.00

PARKLAND PRESERVE COMMUNITY DEVELOPMENT DISTRICT (ST. JOHNS COUNTY, FLORIDA)
 \$11,485,000 SPECIAL ASSESSMENT REVENUE BONDS, SERIES 2019A
 \$3,200,000 SPECIAL ASSESSMENT REVENUE BONDS, SERIES 2019B

SCHEDULE 1 - REBATABLE ARBITRAGE CALCULATION

5 / 31 / 2019 ISSUE DATE
 5 / 31 / 2019 BEGINNING OF COMPUTATION PERIOD
 11 / 1 / 2023 COMPUTATION DATE

DATE	FUND/ACCOUNT	INVESTMENT VALUE AT COMPUTATION DATE	EARNINGS ON INVESTMENTS	OTHER DEPOSITS (WITHDRAWALS)	FUTURE VALUE AT BOND YIELD 5.1846%	ALLOWABLE EARNINGS
10 / 2 / 2019	2019B ACQUISITION/CONSTRUCTION ACCT PARCEL 14		284.99	0.00	0.00	0.00
11 / 4 / 2019	2019B ACQUISITION/CONSTRUCTION ACCT PARCEL 14		257.10	0.00	0.00	0.00
12 / 3 / 2019	2019B ACQUISITION/CONSTRUCTION ACCT PARCEL 14		220.71	0.00	0.00	0.00
1 / 3 / 2020	2019B ACQUISITION/CONSTRUCTION ACCT PARCEL 14		222.77	0.00	0.00	0.00
2 / 4 / 2020	2019B ACQUISITION/CONSTRUCTION ACCT PARCEL 14		218.60	0.00	0.00	0.00
3 / 3 / 2020	2019B ACQUISITION/CONSTRUCTION ACCT PARCEL 14		204.91	0.00	0.00	0.00
4 / 2 / 2020	2019B ACQUISITION/CONSTRUCTION ACCT PARCEL 14		113.92	0.00	0.00	0.00
4 / 13 / 2020	2019B ACQUISITION/CONSTRUCTION ACCT PARCEL 14		0.00	(186,920.56)	(224,167.12)	(37,246.56)
5 / 4 / 2020	2019B ACQUISITION/CONSTRUCTION ACCT PARCEL 14		13.63	0.00	0.00	0.00
12 / 2 / 2022	2019B ACQUISITION/CONSTRUCTION ACCT PARCEL 14		0.01	0.00	0.00	0.00
1 / 4 / 2023	2019B ACQUISITION/CONSTRUCTION ACCT PARCEL 14		0.01	0.00	0.00	0.00
2 / 2 / 2023	2019B ACQUISITION/CONSTRUCTION ACCT PARCEL 14		0.01	0.00	0.00	0.00
3 / 2 / 2023	2019B ACQUISITION/CONSTRUCTION ACCT PARCEL 14		0.01	0.00	0.00	0.00
3 / 9 / 2023	2019B ACQUISITION/CONSTRUCTION ACCT PARCEL 14		0.00	(13.67)	(14.13)	(0.46)
		<u>0.00</u>	<u>1,934.23</u>	<u>(1,934.23)</u>	<u>7,746.21</u>	<u>9,680.44</u>
5 / 31 / 2019	INITIAL DEPOSIT		0.00	161,822.22	202,870.36	41,048.14
8 / 2 / 2019	2019B CAPITALIZED INTEREST ACCOUNT		83.55	0.00	0.00	0.00
9 / 4 / 2019	2019B CAPITALIZED INTEREST ACCOUNT		264.18	0.00	0.00	0.00
10 / 2 / 2019	2019B CAPITALIZED INTEREST ACCOUNT		249.31	0.00	0.00	0.00
10 / 31 / 2019	2019B CAPITALIZED INTEREST ACCOUNT		0.00	(73,822.22)	(90,595.21)	(16,772.99)
11 / 4 / 2019	2019B CAPITALIZED INTEREST ACCOUNT		221.77	0.00	0.00	0.00
12 / 3 / 2019	2019B CAPITALIZED INTEREST ACCOUNT		105.39	0.00	0.00	0.00
1 / 3 / 2020	2019B CAPITALIZED INTEREST ACCOUNT		106.43	0.00	0.00	0.00
2 / 4 / 2020	2019B CAPITALIZED INTEREST ACCOUNT		104.43	0.00	0.00	0.00
3 / 3 / 2020	2019B CAPITALIZED INTEREST ACCOUNT		97.89	0.00	0.00	0.00
4 / 2 / 2020	2019B CAPITALIZED INTEREST ACCOUNT		54.41	0.00	0.00	0.00
4 / 30 / 2020	2019B CAPITALIZED INTEREST ACCOUNT		0.00	(87,996.89)	(105,276.74)	(17,279.85)
4 / 30 / 2020	2019B CAPITALIZED INTEREST ACCOUNT		0.00	(138.34)	(165.51)	(27.17)
5 / 4 / 2020	2019B CAPITALIZED INTEREST ACCOUNT		11.56	0.00	0.00	0.00
6 / 2 / 2020	2019B CAPITALIZED INTEREST ACCOUNT		0.05	0.00	0.00	0.00
7 / 1 / 2020	2019B CAPITALIZED INTEREST ACCOUNT		0.01	0.00	0.00	0.00
8 / 4 / 2020	2019B CAPITALIZED INTEREST ACCOUNT		0.02	0.00	0.00	0.00
11 / 2 / 2020	2019B CAPITALIZED INTEREST ACCOUNT		0.00	(1,163.77)	(1,356.73)	(192.96)
		<u>0.00</u>	<u>1,299.00</u>	<u>(1,299.00)</u>	<u>5,476.17</u>	<u>6,775.17</u>
5 / 31 / 2019	INITIAL DEPOSIT		0.00	208,500.00	261,388.51	52,888.51
5 / 31 / 2019	2019 COST OF ISSUANCE ACCOUNT		0.00	(35,000.00)	(43,878.17)	(8,878.17)

PARKLAND PRESERVE COMMUNITY DEVELOPMENT DISTRICT (ST. JOHNS COUNTY, FLORIDA)

\$11,485,000 SPECIAL ASSESSMENT REVENUE BONDS, SERIES 2019A

\$3,200,000 SPECIAL ASSESSMENT REVENUE BONDS, SERIES 2019B

SCHEDULE 1 - REBATABLE ARBITRAGE CALCULATION

5 / 31 / 2019 ISSUE DATE
 5 / 31 / 2019 BEGINNING OF COMPUTATION PERIOD
 11 / 1 / 2023 COMPUTATION DATE

DATE	FUND/ACCOUNT	INVESTMENT VALUE AT COMPUTATION DATE	EARNINGS ON INVESTMENTS	OTHER DEPOSITS (WITHDRAWALS)	FUTURE VALUE AT BOND YIELD 5.1846%	ALLOWABLE EARNINGS
5 / 31 / 2019	2019 COST OF ISSUANCE ACCOUNT		0.00	(60,000.00)	(75,219.72)	(15,219.72)
5 / 31 / 2019	2019 COST OF ISSUANCE ACCOUNT		0.00	(56,500.00)	(70,831.90)	(14,331.90)
5 / 31 / 2019	2019 COST OF ISSUANCE ACCOUNT		0.00	(42,000.00)	(52,653.80)	(10,653.80)
6 / 13 / 2019	2019 COST OF ISSUANCE ACCOUNT		0.00	(8,000.00)	(10,012.20)	(2,012.20)
6 / 13 / 2019	2019 COST OF ISSUANCE ACCOUNT		0.00	(1,500.00)	(1,877.29)	(377.29)
8 / 2 / 2019	2019 COST OF ISSUANCE ACCOUNT		0.31	0.00	0.00	0.00
8 / 2 / 2019	2019 COST OF ISSUANCE ACCOUNT		0.32	0.00	0.00	0.00
8 / 2 / 2019	2019 COST OF ISSUANCE ACCOUNT		0.31	0.00	0.00	0.00
8 / 2 / 2019	2019 COST OF ISSUANCE ACCOUNT		0.32	0.00	0.00	0.00
8 / 2 / 2019	2019 COST OF ISSUANCE ACCOUNT		0.32	0.00	0.00	0.00
8 / 2 / 2019	2019 COST OF ISSUANCE ACCOUNT		0.32	0.00	0.00	0.00
8 / 2 / 2019	2019 COST OF ISSUANCE ACCOUNT		0.94	0.00	0.00	0.00
8 / 2 / 2019	2019 COST OF ISSUANCE ACCOUNT		0.32	0.00	0.00	0.00
9 / 4 / 2019	2019 COST OF ISSUANCE ACCOUNT		0.29	0.00	0.00	0.00
9 / 4 / 2019	2019 COST OF ISSUANCE ACCOUNT		0.28	0.00	0.00	0.00
9 / 4 / 2019	2019 COST OF ISSUANCE ACCOUNT		0.85	0.00	0.00	0.00
9 / 4 / 2019	2019 COST OF ISSUANCE ACCOUNT		0.90	0.00	0.00	0.00
9 / 4 / 2019	2019 COST OF ISSUANCE ACCOUNT		0.29	0.00	0.00	0.00
9 / 4 / 2019	2019 COST OF ISSUANCE ACCOUNT		0.28	0.00	0.00	0.00
9 / 4 / 2019	2019 COST OF ISSUANCE ACCOUNT		0.29	0.00	0.00	0.00
9 / 4 / 2019	2019 COST OF ISSUANCE ACCOUNT		0.29	0.00	0.00	0.00
9 / 4 / 2019	2019 COST OF ISSUANCE ACCOUNT		0.87	0.00	0.00	0.00
9 / 4 / 2019	2019 COST OF ISSUANCE ACCOUNT		0.29	0.00	0.00	0.00
9 / 4 / 2019	2019 COST OF ISSUANCE ACCOUNT		0.30	0.00	0.00	0.00
9 / 4 / 2019	2019 COST OF ISSUANCE ACCOUNT		0.28	0.00	0.00	0.00
9 / 4 / 2019	2019 COST OF ISSUANCE ACCOUNT		0.29	0.00	0.00	0.00
9 / 4 / 2019	2019 COST OF ISSUANCE ACCOUNT		0.29	0.00	0.00	0.00
9 / 4 / 2019	2019 COST OF ISSUANCE ACCOUNT		0.29	0.00	0.00	0.00
9 / 4 / 2019	2019 COST OF ISSUANCE ACCOUNT		0.57	0.00	0.00	0.00
9 / 4 / 2019	2019 COST OF ISSUANCE ACCOUNT		0.29	0.00	0.00	0.00
9 / 4 / 2019	2019 COST OF ISSUANCE ACCOUNT		0.29	0.00	0.00	0.00
9 / 4 / 2019	2019 COST OF ISSUANCE ACCOUNT		0.87	0.00	0.00	0.00
9 / 4 / 2019	2019 COST OF ISSUANCE ACCOUNT		0.30	0.00	0.00	0.00
9 / 4 / 2019	2019 COST OF ISSUANCE ACCOUNT		0.29	0.00	0.00	0.00
9 / 4 / 2019	2019 COST OF ISSUANCE ACCOUNT		0.29	0.00	0.00	0.00
9 / 4 / 2019	2019 COST OF ISSUANCE ACCOUNT		0.29	0.00	0.00	0.00
10 / 2 / 2019	2019 COST OF ISSUANCE ACCOUNT		8.45	0.00	0.00	0.00

PARKLAND PRESERVE COMMUNITY DEVELOPMENT DISTRICT (ST. JOHNS COUNTY, FLORIDA)
 \$11,485,000 SPECIAL ASSESSMENT REVENUE BONDS, SERIES 2019A
 \$3,200,000 SPECIAL ASSESSMENT REVENUE BONDS, SERIES 2019B

SCHEDULE 1 - REBATABLE ARBITRAGE CALCULATION

5 / 31 / 2019 ISSUE DATE
 5 / 31 / 2019 BEGINNING OF COMPUTATION PERIOD
 11 / 1 / 2023 COMPUTATION DATE

DATE	FUND/ACCOUNT	INVESTMENT VALUE AT COMPUTATION DATE	EARNINGS ON INVESTMENTS	OTHER DEPOSITS (WITHDRAWALS)	FUTURE VALUE AT BOND YIELD 5.1846%	ALLOWABLE EARNINGS
11 / 4 / 2019	2019 COST OF ISSUANCE ACCOUNT		7.63	0.00	0.00	0.00
12 / 3 / 2019	2019 COST OF ISSUANCE ACCOUNT		6.57	0.00	0.00	0.00
12 / 13 / 2019	2019 COST OF ISSUANCE ACCOUNT		0.00	(5,534.79)	(6,751.90)	(1,217.11)
1 / 3 / 2020	2019 COST OF ISSUANCE ACCOUNT		2.55	0.00	0.00	0.00
1 / 6 / 2020	2019 COST OF ISSUANCE ACCOUNT		0.00	(2.55)	(3.10)	(0.55)
		0.00	37.34	(37.34)	160.43	197.77
		773,011.65	165,563.43	607,448.22	1,493,160.02	885,711.80
	ACTUAL EARNINGS		165,563.43			
	ALLOWABLE EARNINGS		885,711.80			
	REBATABLE ARBITRAGE		(720,148.37)			
	FUTURE VALUE OF 11/1/2019 COMPUTATION DATE CREDIT		(2,123.07)			
	FUTURE VALUE OF 11/1/2020 COMPUTATION DATE CREDIT		(2,052.11)			
	FUTURE VALUE OF 11/1/2021 COMPUTATION DATE CREDIT		(1,971.87)			
	FUTURE VALUE OF 11/1/2022 COMPUTATION DATE CREDIT		(1,926.11)			
	COMPUTATION DATE CREDIT		(1,960.00)			
	CUMULATIVE REBATABLE ARBITRAGE		(730,181.53)			

EXHIBIT 12



Proposal #363942

Date: 10/27/2023

From: Andrew Baltz

Proposal For

Parkland Preserve
 c/o DPGF
 250 International Pkwy
 Suite 280
 Lake Mary, FL 32746

main:
 mobile:
 districtap@dpfg.com

Location

Parkland Trail
 Saint Augustine, FL 32092

Property Name: Parkland Preserve

Tree Straightening/Staking 2023

Terms: Net 30

Staking and straightening of trees around Clubhouse area.

DESCRIPTION	QUANTITY	UNIT PRICE	AMOUNT
Labor for straightening and staking	6.00	\$70.000	\$420.00
Tree Staking Kits	4.00	\$26.000	\$104.00

Client Notes

	SUBTOTAL	\$524.00
Signature	SALES TAX	\$0.00
x	TOTAL	\$524.00

Signature above authorizes Yellowstone Landscape to perform work as described above and verifies that the prices and specifications are hereby accepted. All overdue balances will be charge a 1.5% a month, 18% annual percentage rate.

Limited Warranty: All plant material is under a limited warranty for one year. Transplanted plant material and/or plant material that dies due to conditions out of Yellowstone Landscape's control (i.e. Acts of God, vandalism, inadequate irrigation due to water restrictions, etc.) shall not be included in the warranty.

Contact

Print Name: _____

Title: _____

Date: _____

Assigned To

Andrew Baltz
 Office:
 abaltz@yellowstonelandscape.com

EXHIBIT 13

Matthew Broadus Advertising, Inc.

2139 Nickerson Lane
Jacksonville, Florida
32207

Estimate

Date	Estimate #
12/28/2023	171

Name / Address
Parkland Preserve c/o Vesta Property Services 200 Business Park Cir. #101 St. Augustine, FL 32095

			Project
Description	Qty	Cost	Total
repainting entrance sign letters at Parkland Preserve using Commercial grade gold that will not turn brown.		250.00	250.00T
		Subtotal	\$250.00
		Sales Tax (6.5%)	\$16.25
		Total	\$266.25

EXHIBIT 14

Parkland Preserve

Flagpole for Amenity room:



<https://www.flagsimporter.com/>

Parkland Preserve

FLAG POLE KIT COMES WITH:



8ft Silver Indoor Flag & Pole Kit Set

Be the first to review this product

\$64.95

~~\$69.95~~

SKU: POLEKIT02

- Measures 8 feet long with 1.125 inch diameter
- 3 Section Indoor Pole collapses to 38.5 inches and telescope to the full 8 feet
- Gold Eagle Top
- Silver aluminum finish
- Strong plastic base with bright reflective gold finish
- Fill with sand to desired weight before use
- Includes 1 3x5ft USA Flag

Choose a Pole Top

- Ball Top
- Eagle Top

Parkland Preserve



Parkland Preserve

2 Select Size: 12" x 18"



ConeBoss
 10" x 14"
 12" x 18"
 18" x 12" Oval
 Mini A-Frame

18" x 24"
 18" x 24" Signature
 24" x 30"
 10" x 12" LawnBoss
 14" x 48"

24"x36" BigBoss
 24"x36" Sign Panel

3 Select Material:

Quantity / Price (Per Sign)

For size: 12" x 18" 1-2 >

REFLECTIVE ALUMINUM SIGNS

- 3M Engineer Grade Reflective Alum.** \$24.45
- 3M Hi Intensity Reflective Aluminum** \$29.65

REFLECTIVE ALUMINUM SIGNS - PREMIUM

- 3M Diamond Grade Reflective Alum.** \$38.95

RIGID SIGNS


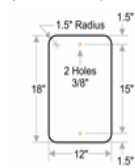
- Aluminum** \$24.95

REFLECTIVE LABEL (RETROFIT SIGN SURFACE ONLY)

- Engineer Grade Retrofit Label** \$10.15

3M Engineer Grade Reflective Alum.

Configuration: **GOOD** 168°F Jan 29 (Hover for more details)



- 63 mil thick aluminum.
- 3M Engineer Grade reflective.
- Laminated for superior durability.
- Rounded corners and pre-punched holes for mounting.

[More Material Details](#)

12" x 18" Add Your Property Name Or Directions

Enter Your Text

Personalize your sign and text by changing the font, alignment, and size. Need help? Click on the ? buttons. Click Next Step when done.

Personalize

Enter Text ?

Enter the text for your sign. Use the AutoFit to better fit your text into the sign.

Heading
This property is managed by Vesta Property Services A+ A-

Additional Text
904-747-0181 A+ A-

Font: HighwayC ≡ ≡ ≡ Auto fit



Preview Save Spell Check Edit Design ? Proof Carefully ?

Order a Factory-made Sign

Material	Quantity / Price (Per Sign)									
	1	2	3	4	5-9	10-14	15-19	20-49	50-99	100+
Reflective Aluminum - 1234	\$37.70	\$37.60	\$33.95	\$33.85	\$30.90	\$29.05	\$28.95	\$27.30	\$24.55	\$23.60

EXHIBIT 15

PARKLAND PRESERVE CDD MEETING AGENDA MATRIX

<p><i>March, 2024</i></p>	<p><i>Regular Meeting: 3/25</i></p>	<p><i>Presentations</i></p> <p><i>Consent Agenda Items</i></p> <ul style="list-style-type: none">• Meeting Minutes<ul style="list-style-type: none">○ 2/26/2024 Regular Meeting• Unaudited Financials<ul style="list-style-type: none">○ February, 2024 <p><i>Audit Committee</i></p> <ul style="list-style-type: none">• First Meeting (Approval of RFP for Auditor) <p><i>Business Items</i></p> <ul style="list-style-type: none">• Consideration of Pressure Washing Proposal for Entire Amenity Center and Cleaning of Fixtures <p><i>Discussions</i></p> <ul style="list-style-type: none">• FY 2025 Budget--continued <p><i>Staff Reports</i></p> <ul style="list-style-type: none">• District Manager<ul style="list-style-type: none">○ Action Item Report○ Meeting Matrix• District Counsel• District Engineer	
---------------------------	---	--	--

PARKLAND PRESERVE CDD MEETING AGENDA MATRIX

April, 2024

*Regular Meeting:
4/22*

Presentations

Consent Agenda Items

- Meeting Minutes
 - 3/25/2024 Regular Meeting

- Unaudited Financials
 - March 2024

Audit Committee

- Second Meeting (Selection of District Auditor)

Business Items

Discussions

- FY 2025 Budget--continued

Staff Reports

- District Manager
 - Action Item Report
 - Meeting Matrix

- District Counsel

- District Engineer

PARKLAND PRESERVE CDD MEETING AGENDA MATRIX

<p><i>Unscheduled Items</i></p>	<p><i>Presentations</i></p> <p><i>Consent Agenda Items</i></p> <p><i>Business Items</i></p> <p><i>Discussions (Workshop)</i></p> <ul style="list-style-type: none">• Meeting Format <p><i>Staff Reports</i></p> <p><i>Public Hearing</i></p> <p><i>Vendor Reports</i></p>	
---------------------------------	---	--

PARKLAND PRESERVE CDD MEETING AGENDA MATRIX

SUBJECT	NOTES

PARKLAND PRESERVE CDD MEETING AGENDA MATRIX

MAJOR CONTRACT VENDOR NAME/SERVICE	EXPIRATION DATE/COMMENTS
Amenity Management and Field Operations/Vesta Property Services	10/1/2023-9/30/2024; auto renews for two-1 year intervals (60 days)
Aquatic Management/Charles Aquatics	11/1/2021- (District and Contractor: last day of month of termination letter). First Addendum was effective on 11/2/2021; First Amendment was effective on 5/1/2022; Second Amendment was effective on 4/26/2023.
Arbitrage Services/LLS Tax Solutions	Period ending 11/1/2025
Audit Services/DMHB	Fiscal Year ending 9/30/2023
District Counsel Services/Kutak Rock LLP	3/15/2023-
District Engineer Services/Kimley-Horn.	
District Management Services/DPFG (d/b/a Vesta District Services)	4/16/2018-
Fire Alarm & Security Video/High Tech (Alpha Dog)	Month to month
First Place Fitness Equipment, Inc.	11/1/2023- (yearly)
Heating and Cooling Preventive Maintenance/Cool Connections	1/12/2023- (yearly)
Landscape Maintenance/Yellowstone Landscaping	2/1/2023-9/30 of each year (90 days by contractor; 7 days by District)
Pest Control/Orkin (Pest and Termite)	10/6/2021-10/6/2022 auto renew for 1 year intervals
Reception Service at Gate/Contact One	3 month renewals beginning on 3/3/2021
Website Hosting/Campus Suite	9/18/2019- 1 year auto renewal (60 days)

EXHIBIT 16

Parkland Preserve

COMMUNITY DEVELOPMENT DISTRICT

Amenity Manager's Report



Prepared For
Parkland Preserve
CDD
for the month of
January **2024**

Respectfully submitted by
Gwen Leonhardt, LCAM

PROJECTS

Repair Fence @ Dog Park



Dog Park - fence did not go all the way to the ground. Exposed 1 ft open area that allowed small dogs the opportunity to escape. Area was dug, mesh wire installed, dirt placed back and mesh wire painted black.

PROJECTS

Pressure Wash Front Entrance



Before



After

PROJECTS

Pressure Wash Front Entrance



Before



After

PROJECTS

Pressure Wash Front Entrance



Before



After

FUTURE PROJECTS



- Freshen up monument sign by re- painting the letters. Sun has faded the letters.
- Located drains around pool - will add rock around drains to prevent being buried again by mulch/dirt.
- Repair lights in gym. Half of the lights are out.
- Pool motor - parts on order.
- Continue to monitor amenity bathrooms. Women drain clean by Fenwick on 1.9.24.

SOCIAL CLUBS

- Chair Yoga
- Yoga
- Bridge
- Mah Jongg
- Pinochle
- Men's Cards
- Watercolor
- Bible Study
- Line Dancing
- Canasta
- Tri-Samba
- Breakfast Club
- Ladies Night Out
- Travel Club
- Mexican Train Domino
- Bunco

EXHIBIT 17

6869 Phillips Pkwy. Dr. South Jacksonville Fl. 32256

Fax: 904-807-9158

Phone: 904-997-0044

Service Report

Date: Nov 21, 2023

Biologist: Bill Fuller


Client: Parkland Preserve

Waterways: 6 ponds

Pond 1: This pond was in good condition. No invasive species noted.



Pond 2: This pond was in good condition. No invasive species noted.



Pond 3: This pond was in good condition. No invasive species noted.



Pond 4: This pond was in good condition. No invasive species noted.



Pond 5: This pond was in overall good condition. Had a good kill on the perimeter vegetation. Back of pond still needs to be mowed to provide access to back of this pond.



Pond 6: This pond was in overall good condition. No invasive species noted. Access area, which I marked still needs to be mowed.



6869 Phillips Pkwy. Dr. South Jacksonville Fl. 32256

Fax: 904-807-9158

Phone: 904-997-0044

Service Report

Date: Dec 27, 2023

Biologist: Bill Fuller

Client: Parkland Preserve

Waterways: 6 ponds

Pond 1: This pond was in good condition. No invasive species noted.



Pond 2: This pond was in good condition. No invasive species noted.



Pond 3: This pond was in good condition. No invasive species noted.



Pond 4: This pond was in good condition. No invasive species noted.



Pond 5: This pond was in good condition. No invasive species noted.



Pond 6: This pond was in good condition. No invasive species noted.

